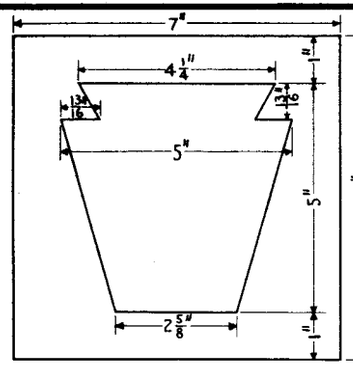

BACKGROUND

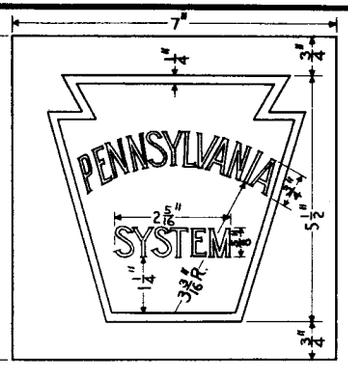

LETTERING AND OUTLINE

KEYSTONE STENCILS FOR OWNERSHIP MARKING

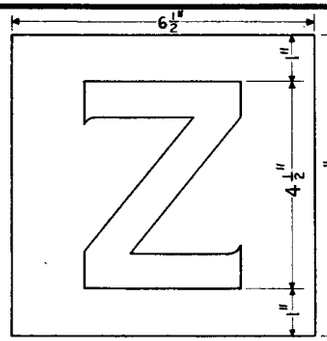

LETTER



FIGURE

TYPICAL STENCILS FOR POLE MARKING

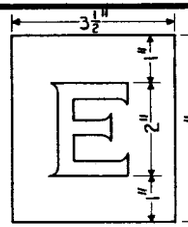

LETTER

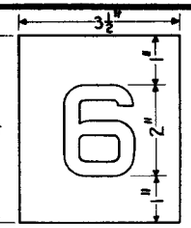

FIGURE

TYPICAL STENCILS FOR TRANSPOSITION MARKING

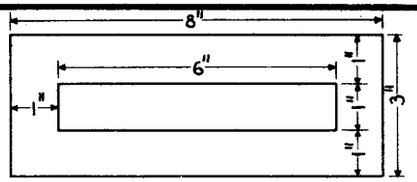

SPACER STENCIL

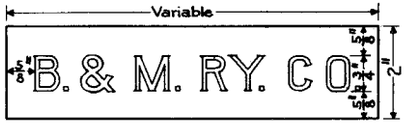

FOREIGN COMPANY OWNERSHIP SHOWN BY INITIALS



Where Line Letter is not used

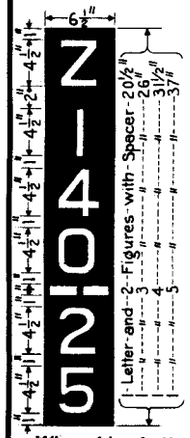

Where Line Letter is used

BACKGROUND AND SPACING FOR MARKING POLES

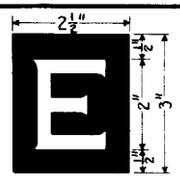

Transposition Letter alone



Transposition Letter and One Figure



Transposition Letter and Two Figures

BACKGROUND AND SPACING WHERE TRANSPOSITION MARKING IS USED

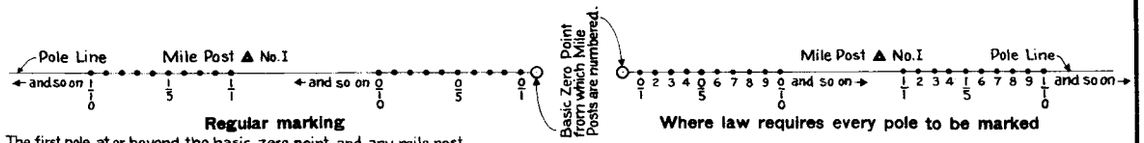

Regular marking

The first pole at or beyond the basic zero point and any mile post shall be marked with the mile number and the figure 1, as 0/1, 1/1, etc. also every fifth pole shall be marked with the mile number and a multiple of 5 as 0/5, 1/5, 1/0 etc.

Where law requires every pole to be marked

POLE MARKING

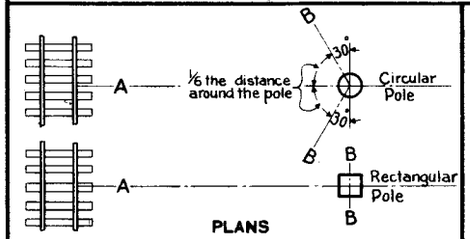

PLANS

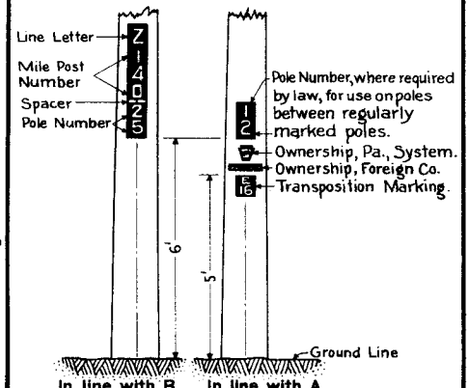

In line with B In line with A

ELEVATIONS

LOCATION OF MARKINGS, WHERE USED, ON POLES WITHIN 40 FT. OF NEAREST RAIL OF MAIN TRACK

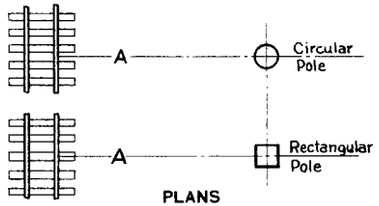

PLANS

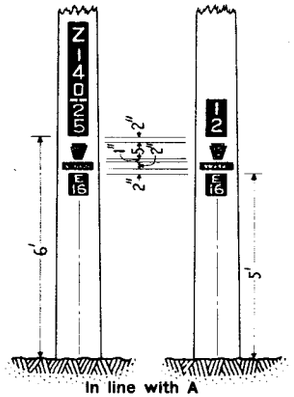

In line with A

ELEVATIONS

LOCATION OF MARKINGS, WHERE USED, ON LINE OF POLES 40 FT. OR MORE FROM NEAREST RAIL OF MAIN TRACK FOR DISTANCES OF 1000 FT. OR OVER

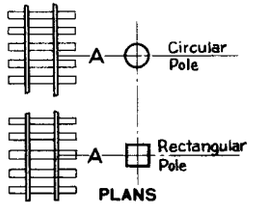

PLANS

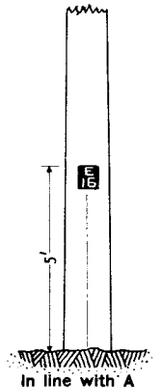

In line with A

ELEVATION

TRANSPOSITION MARKINGS ON OTHER THAN REGULARLY MARKED POLES

NOTE:-

The marking in general consists of painting a black background and stenciling thereon the letters and figures with white paint, except that concrete poles may be marked with black characters without a background. All painting shall be applied only to dry surfaces.

Where there are two pole lines, one on each side of the right-of-way the letters "Y" and "Z" shall be prefixed to designate them as follows:-

Direction of Tracks	"Y" Line	"Z" Line
East and West	North Side	South Side
North and South	West Side	East Side

Where there is but one pole line no letter is used.

Transposition poles shall be marked to correspond with the designation shown on the Transposition Diagram.

Where local requirements demand ownership markings, they shall be as follows:

To show Pennsylvania System ownership use Keystone.
" " Foreign Company " " Initials.
" " Joint Companies " " Keystone and Initials.

If the wood poles do not present a smooth surface at the point of marking, space for the background shall be prepared by removing all splinters, dirt and rough spots.

All black backgrounds shall be given two coats of paint unless previous painting makes the second coat unnecessary, the second coat not to be applied until first is dry. All cracks and season checks shall be well filled. Usually only one coat of white paint will be required.

The stencil plates shall be made of spring brass U.S.Standard No. 32 gauge, of the sizes shown, the letters and figures shall be of the proportions as shown on Standard Plan of Letters and Figures for Signs and Notices. Stencil ties may be made of the sizes and in the positions as determined by the general practice of the makers. Use stencil brush No. 33 current issue M.P. Specifications No. 55.

The paints to be used shall consist of the following ingredients in the proportions shown, which will give approximately one gallon each:

	Black	White
Turpentine	½ pt.	
Lamp Black in Oil	5 lbs.	
Raw Linseed Oil	3 qts.	1 qt.
Japan Dryer	1 pt.	½ pt.
White Lead	--	20 lbs.

Void see plan 78800 B

78800-A

PENNSYLVANIA SYSTEM

STANDARD

MARKINGS OF COMMUNICATION LINE POLES

OFFICE OF CHIEF ENGINEER, PHILA., PA., OCTOBER, 1921.

Correct — Gen'l. Supt. of Tel.
Correct — Engr. of Standards
Approved — Chief of Trans.
Approved — Chief Engineer

http://PRR.Railfan.net
Collection of Pat McKinney