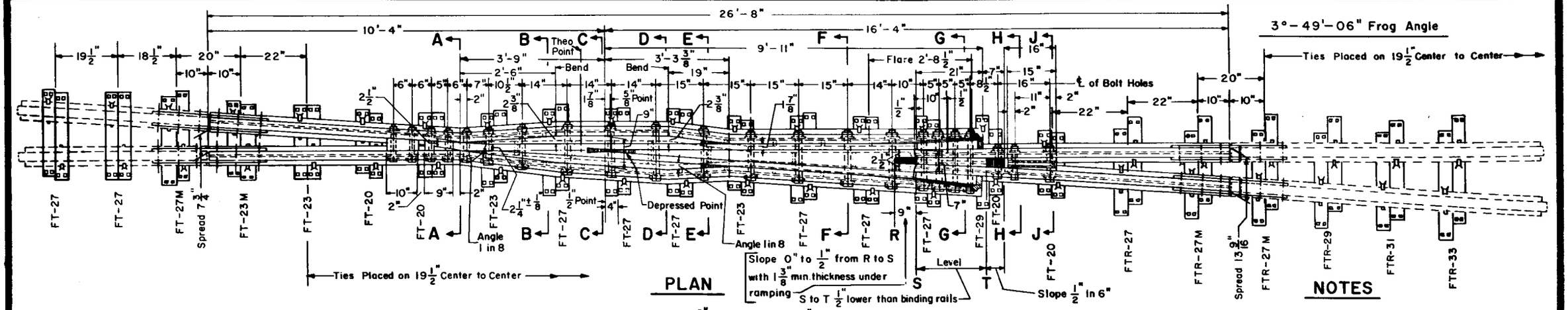

PLAN

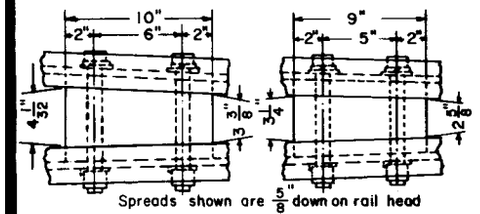

TOE FILLER BLOCKS

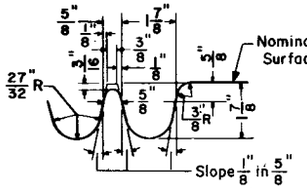

SECTION AT POINT

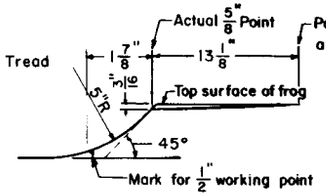

ELEVATION OF POINT

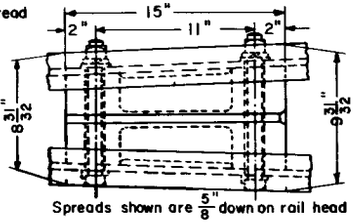

HEEL FILLER BLOCK

NOTES

1 – This plan is for use with A.R.E.A. recommended standards for 119 RE Rail and 140 RE Rail.

2 – Workmanship and materials, including beveling and hardening rail ends, shall be per current "A.R.E.A. Specifications".

3 – Groove for bond wires shall extend from end of filler block at least to center line of second bolt hole.

4 – All bolts used in construction of frog and switch material shall be dipped immediately before applying (so that all threads are thoroughly coated) in NO-OX-ID "GG" grease, manufactured by The Dearborn Chemical Company.

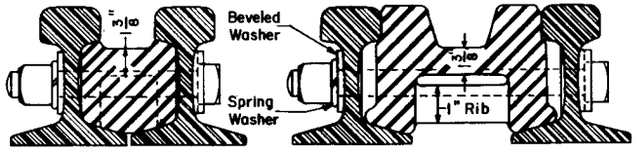

SECTION A-A

SECTION B-B

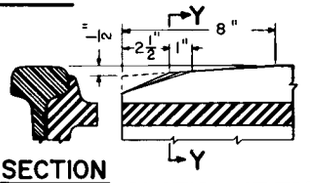

SECTION Y-Y

SECTION AT TOE AND HEEL END OF MANGANESE

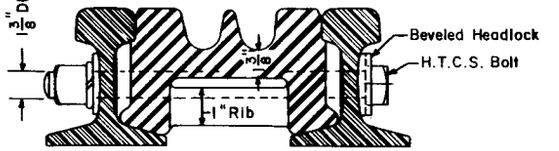

SECTION C-C

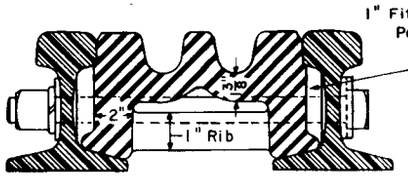

SECTION D-D

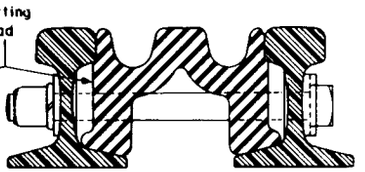

SECTION E-E

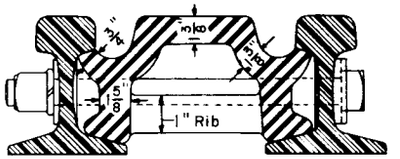

SECTION F-F

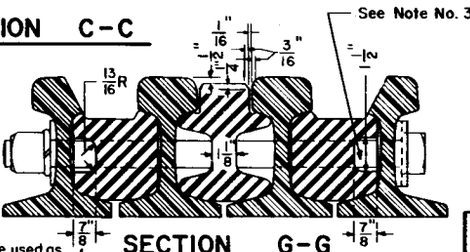

SECTION G-G

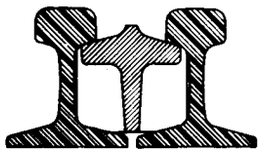

SECTION H-H

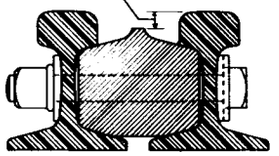

SECTION J-J

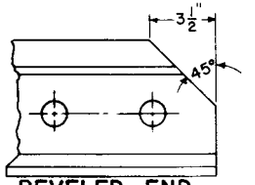

BEVELED END OF WING RAIL

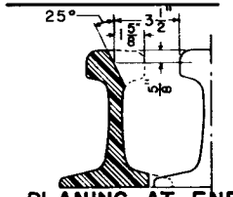

PLANING AT END OF WING RAIL

FROG TIE PLATES REQUIRED

7-FT 20	2-FTR 27
6-FT 23	4-FTR 27 Mod.
2-FT 23 Mod.	2-FTR 29
16-FT 27	2-FTR 31
2-FT 27 Mod.	2-FTR 33
1-FT 29	

See PC Plan 72105-() for details

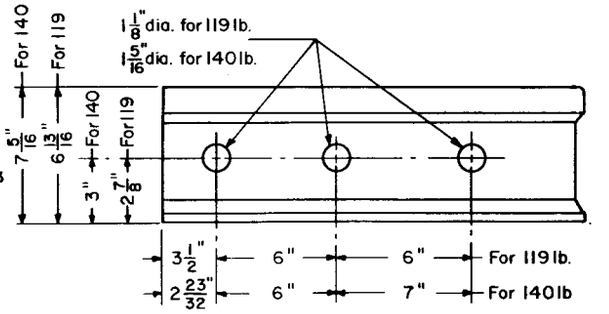

RAIL END DRILLING

74156-A

PENN CENTRAL

STANDARD

NO. 15 RAILBOUND MANGANESE STEEL FROG

FOR 119 RE RAIL AND 140 RE RAIL

JUNE, 1974

Chief Engineer-Maintenance of Way

Chief Engineering Officer