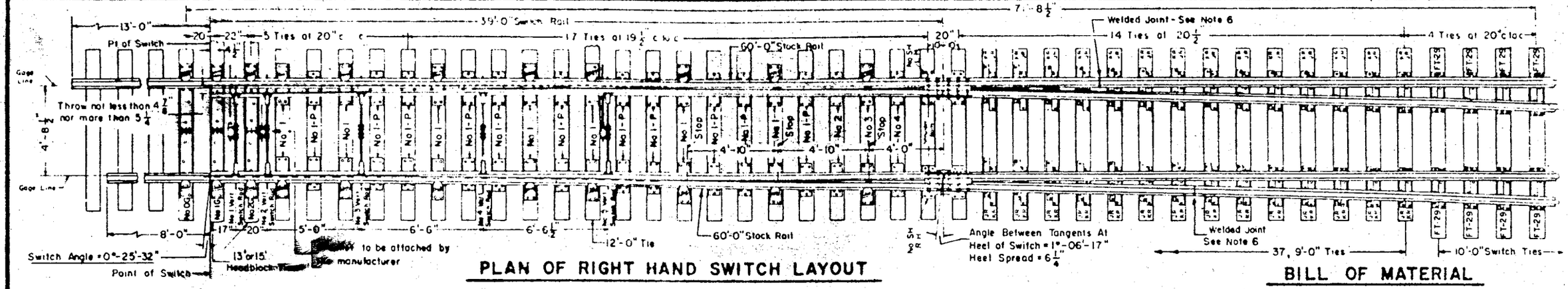

PLAN OF RIGHT HAND SWITCH LAYOUT

BILL OF MATERIAL

- 1 - Pair 39'-0" Switch Points, 1-R H straight and 1-L H curved, complete with reinforcing bars, clips and stops attached
- 1 - 60'-0" L H Straight Stock Rail, Undercut
- 1 - 60'-0" R H Curved Stock Rail, Undercut
- 5 - Insulated Vertical Switch Rods, 2 with baskets. P.C. Plan 73514-( ).
- 2 - Heel Block Assemblies complete. P.C. Plan 73515-( ).
- 3 - Insulated Gage Plates, 1 each Nos. 0-G, 1-G & 2-G
- 14 - No. 1 Adjustable Brace Slide Plates
- 2 - No 3 " " " "
- 22 - No 1-P Shoulder Slide Plates
- 2 - No 2 " " "
- 2 - No 4 " " "
- 2 - No. SH Heel Plates (1 R.H and 1 L.H.)
- 6 - Switch Rail Stops. P.C. Plan 73515-( ).

P.C. Plan 73515-( )

- 10 - Adjustable Rocker Clips for vert. switch rods. P.C. Plan 73514-( )
- 28 - "JR" } Twin Tie Plates P.C. Plan 72202-( ).
- 28 - "KR" }
- 22 - Adjustable Rail Braces, Type A, with hardware P.C. Plan 73515-( )
- 16 - FT 29 Frog Tie Plates P.C. Plan 72105-( )
- 4 - Pairs Reinforcing Straps for field welded joints See P.C. Plan 66550-( ). Straps to be furnished and installed by P.C.

This Plan For Use In Welded Track Territory

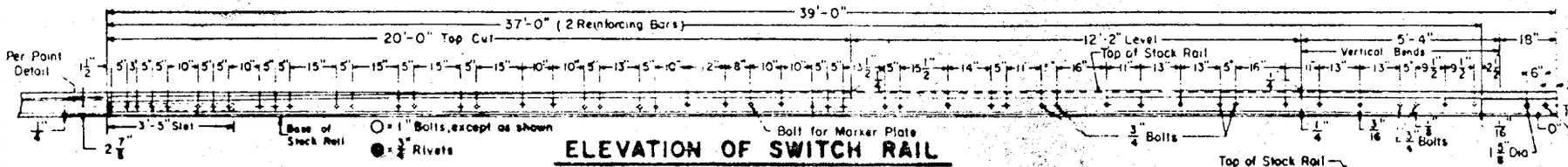

ELEVATION OF SWITCH RAIL

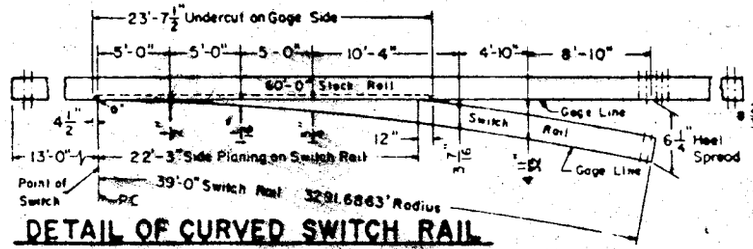

DETAIL OF CURVED SWITCH RAIL



DETAIL OF STRAIGHT STOCK RAIL

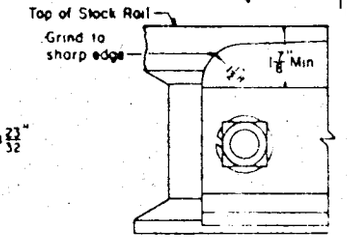

END OF SWITCH RAIL

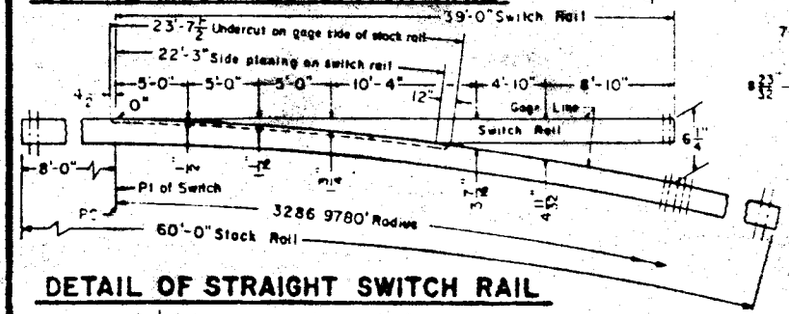

DETAIL OF STRAIGHT SWITCH RAIL

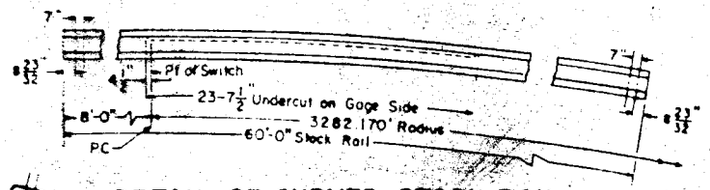

DETAIL OF CURVED STOCK RAIL

NOTES

1 — This plan is for use with A.R.E.A. recommended standards for 140 lb. R.E. rail.
2 — Workmanship and materials, including beveling and hardening rail ends, per current A.R.E.A. Specifications.
3 — All bolts shall be dipped immediately before applying (so that all threads are thoroughly coated) in NO-OX-ID "G-G" grease, manufactured by Dearborn Chemical Company.
4 — Non-Insulated switch to be furnished with solid gage plates and solid switch rods
5 — When a 39' switch is to be used in bolted track see P.C. Plan 73177-( ).
6 — Reinforcing strap shall be applied to all field welded joints
7 — When ordering a Left Hand Switch, these items shall be the opposite hand as shown

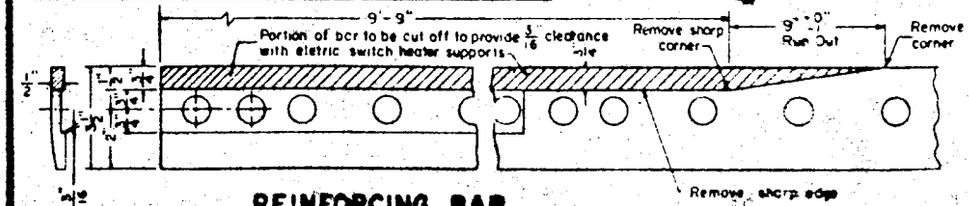

REINFORCING BAR

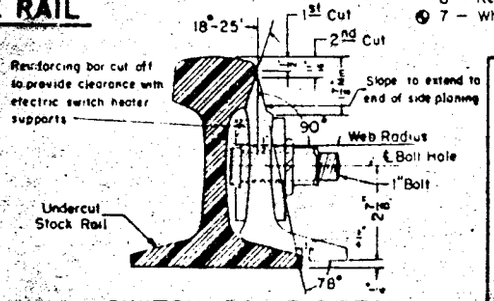

SWITCH POINT DETAIL

73176-A

PENN CENTRAL

STANDARD

39'-0" CURVED SPLIT SWITCH

INSULATED and UNDERCUT - 140 R.E. RAIL WITH 60' STOCK RAILS FOR USE IN WELDED TRACK

MARCH, 1974

Chief Engineer - Maintenance of Way

Chief Engineering Officer