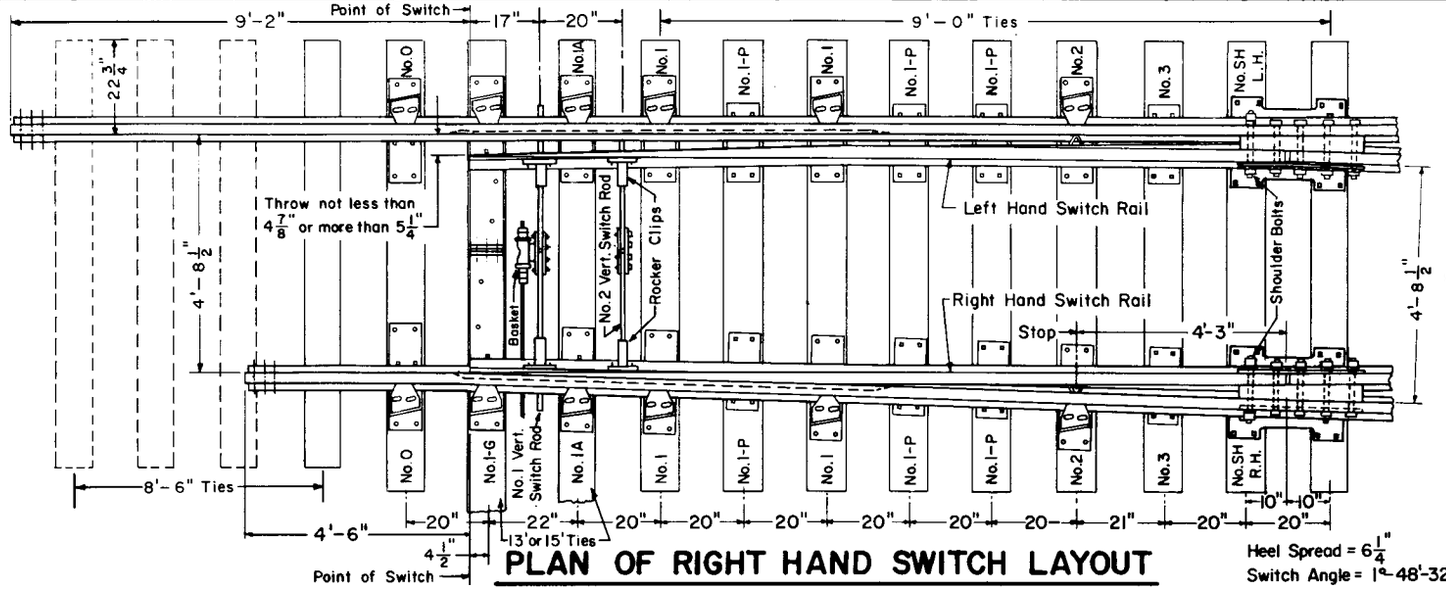

PLAN OF RIGHT HAND SWITCH LAYOUT

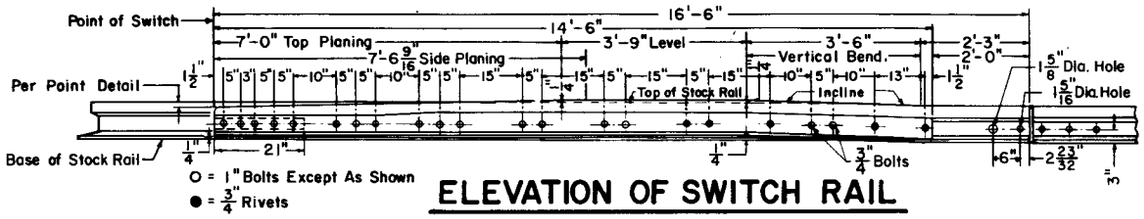

ELEVATION OF SWITCH RAIL

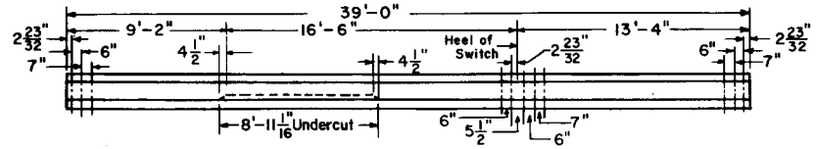

STRAIGHT STOCK RAIL

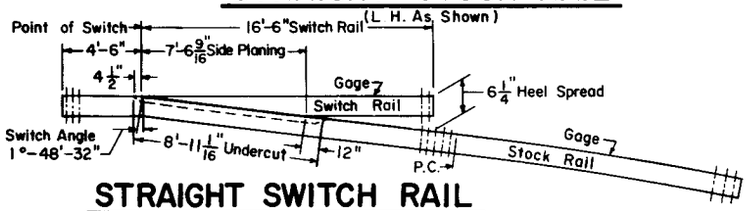

STRAIGHT SWITCH RAIL

OFFSETS FOR CURVED PORTION OF STOCK RAIL

TURNOUT NO.	℄ RADIUS	X	L	A	B	C	D
8	462.73'	17 7/8"	16'-6 1/8"	6 13/16"	9 1/32"	11 7/8"	16 5/8"
10	725.15'	18"	16'-6"	6 13/16"	8 29/32"	11 7/16"	15 5/16"

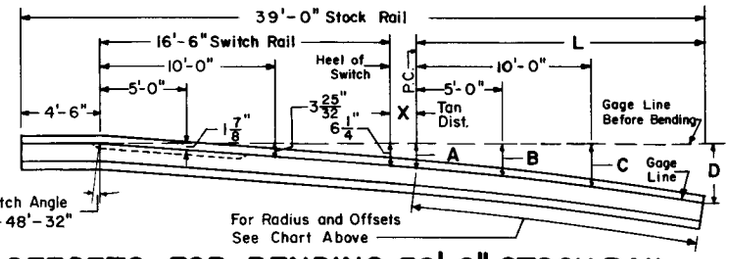

OFFSETS FOR BENDING 39'-0" STOCK RAIL

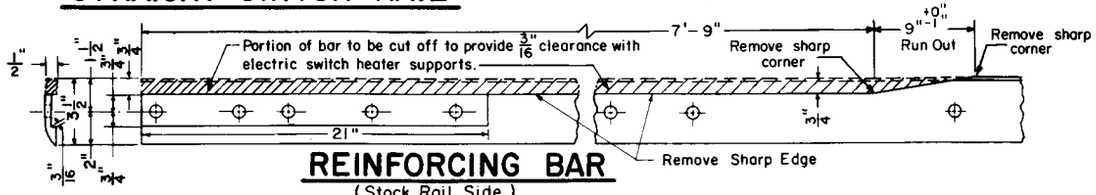

REINFORCING BAR

(Stock Rail Side)

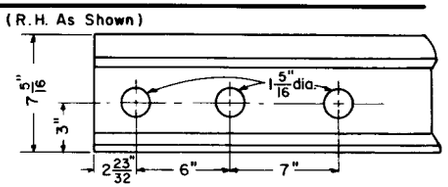

RAIL END DRILLING

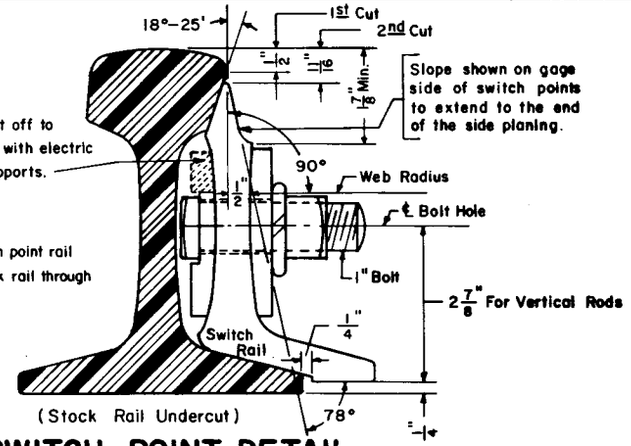

SWITCH POINT DETAIL

(A.R.E.A. DESIGN 5100)

BILL OF MATERIAL

1 - Pair 16'-6" Straight Switch Points, complete with reinforcing bars, rocker clips and rail stops attached.
✳ 1 - 39'-0" Straight Stock Rail, L.H. Undercut.
✳ 1 - 39'-0" Bent Stock Rail, R.H. Undercut.
2 - Vertical Switch Rods, 1 with basket. See P.C. Plan 73518-( ).
2 - Heel Block Assemblies, complete. See P.C. Plan 73515-( ).
1 - No. 1-G Insulated Gage Plate
2 - No. 0 Adjustable Brace Slide Plate
2 - No. 1-A " " " "
4 - No. 1 " " " "
2 - No. 2 " " " "
6 - No. 1-P Shoulder Slide Plate
2 - No. 3 " " "
2 - No. SH Heel Plate, 1-R.H. and 1-L.H.
(See P.C. Plan 73519-( ).)
12 - Adjustable Rail Braces, Type A, complete with double nuts, double washers and bolts. See P.C. Plan 73515-( ).
2 - Switch Stops. See P.C. Plan 73515-( ).
4 - Adjustable Rocker Clips. for vertical switch rods. See P.C. Plan 73518-( ).

NOTES

1 - This plan is for use with A.R.E.A. recommended standards for 140 lb. R.E. rail.
2 - Workmanship and materials, including beveling and hardening rail ends, shall be as per current A.R.E.A. Specifications.
3 - All bolts shall be dipped immediately before applying (so that all threads are thoroughly coated) in NO-OX-ID "GG" grease manufactured by Dearborn Chemical Co.
4 - Non-Insulated Switch to be furnished with switch rods and gage plate solid.
✳ 5 - When ordering a Left Hand Switch - these items shall be opposite hand.

73167-A

PENN CENTRAL
STANDARD

16'-6" STRAIGHT SPLIT SWITCH
INSULATED and UNDERCUT
FOR 140 LB. R.E. RAIL
FEBRUARY, 1974

R.H. Smith
Chief Engineer - Maintenance of Way

Chief Engineering Officer