

NOTE:- Requisitions must specify the name (as designated on the plan) of the part required, and the number of the plan upon which the part is shown in detail.

Requisitions for nut locks shall specify only the diameter of the bolts with which they are to be used.

When it is necessary to renew the square head bolts on old type of joints, they shall be replaced by Button Head Bolts, Washer Plates and Washer Plate Insulations as covered by table of references below.

Bolts shall be staggered in all six hole joints.

TABLE OF REFERENCES FOR REPAIR PARTS FOR JOINTS FOR RAILS DRILLED AS STATED IN THE TITLE OF THIS PLAN

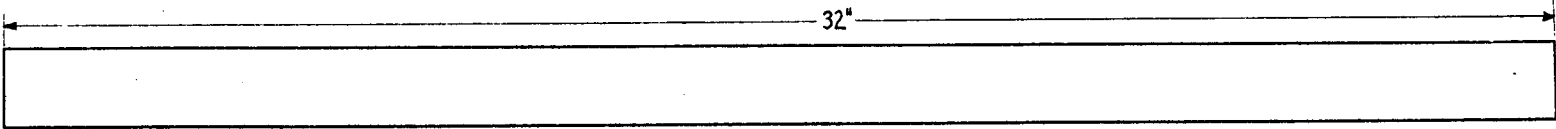
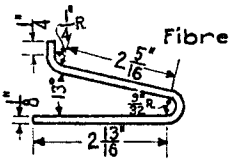
RAIL DRILLING	2 13/32-5-6	
JOINT PUNCHING	6-5-5 1/16-5-6	
TYPE OF JOINT	Heavy Type 1" Bolt	Light Type 1" Bolt
End Post Insulation	h	h
Head	h	h
Base	h	h
Washer Plate	h	h
Bushing	h	* No. 1
Washer Plate	h	h
Bolt and Nut	h	h

h as shown in detail on this plan.

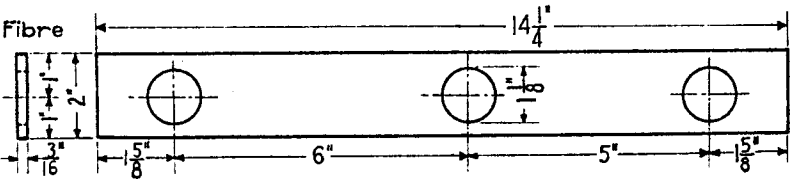
h as shown in detail of corresponding part on plan of Repair Parts for Continuous Insulating Joint for 100 lbs. P. S. Rails Drilled 2 13/32- 4 1/2 - 6.

* as shown in detail of corresponding part on plan of Repair Parts for Continuous Insulating Joint for 100 lbs. P. S. Rails Drilled 2 13/32- 5 1/2, 2 13/32- 4 1/2, 1 13/32- 5 and 2 23/32- 6.

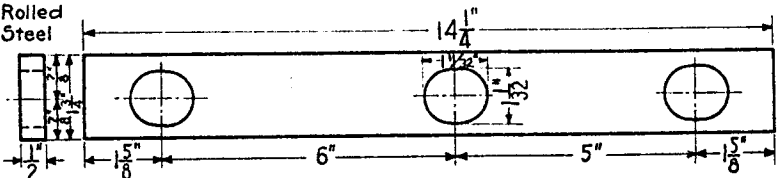
† as shown in detail of corresponding part on plan of Continuous Insulating Joint for 100 lbs. P. S. Rails Drilled 2 13/32- 7 1/4.



BASE INSULATION



WASHER PLATE INSULATION



WASHER PLATE

71323-A

PENNSYLVANIA SYSTEM

STANDARD

REPAIR PARTS FOR CONTINUOUS INS. JOINT

FOR 100 LBS. A. S. C. E. RAILS

DRILLED 2 13/32- 5 - 6

OFFICE OF CHIEF ENGINEER, PHILA., PA., JUNE, 192

Approved: *[Signature]* Chief Engineer

Correct: *[Signature]* Engineer of Standards