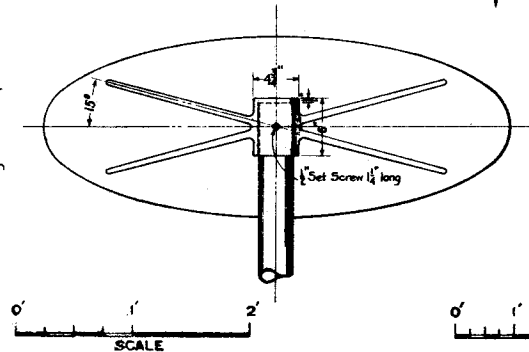
**NOTE:-**

This sign for use in the
State of Pennsylvania
" " Delaware
" " Maryland
" " Virginia
District of Columbia

Face of letters and border to be
painted black, background white.
Back of sign and post to be
painted black.

For proportions of letters see
Standard Plan No. 60146.

**GENERAL NOTE:-**

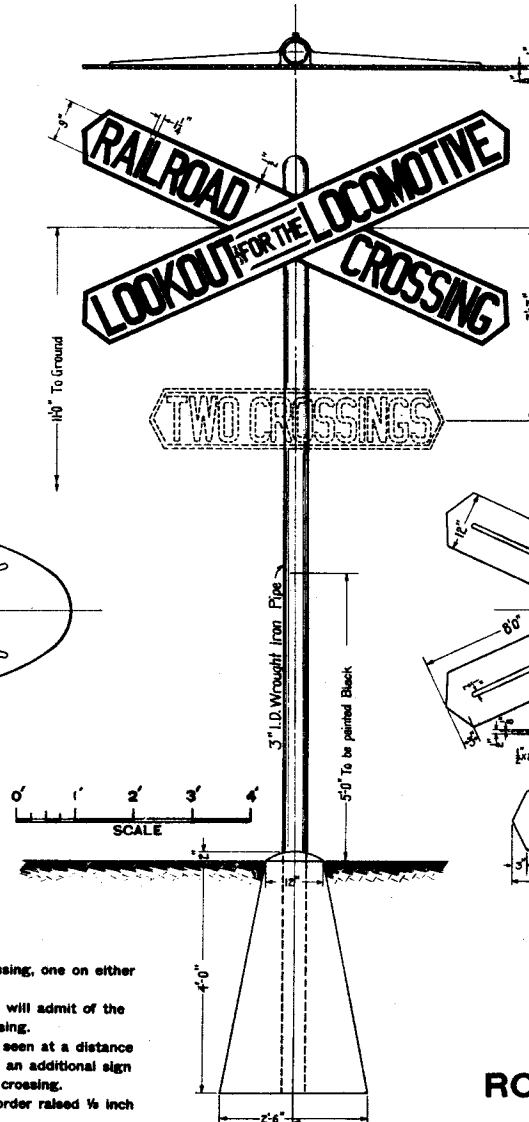
Two signs to be erected at each crossing, one on either
side of the railroad.

Signs to be located at such points as will admit of the
best view by persons approaching the crossing.

When so located that sign cannot be seen at a distance
of one hundred fifty feet from the crossing, an additional sign
must be erected at that distance from the crossing.

Sign to be of cast iron, letters and border raised 1/8 inch
with slight draught.

Concrete or stone foundations to be used only in made or
soft ground.

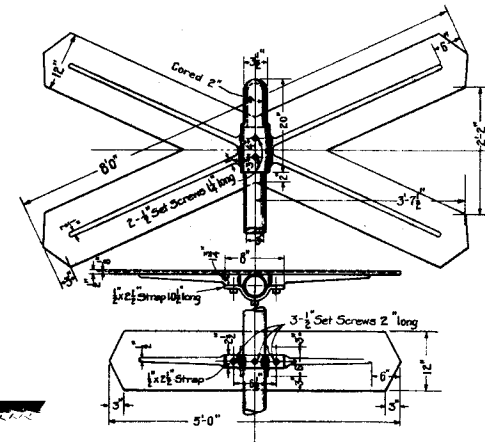
**NOTE:-**

This sign for use in the
State of New Jersey
" " New York

Post and sign to be painted white
except 5' 0" from ground which
portion is to be painted black. Letters
and border to be painted black.

When two railroads are practically
parallel and within four hundred feet
of each other, sign marked "Two
Crossings" must be attached as shown.

TWO CROSSINGS



60244

P. R. R. STANDARD
ROAD CROSSING SIGNS

NOVEMBER 1912

Approved

J. J. Richards
CHIEF ENGINEER M. W.

Approved

H. J. Long
GENERAL MANAGER

Correct

ENGINEER M. W.

DRAWN BY J. B. C.
CHECKED BY P. H.