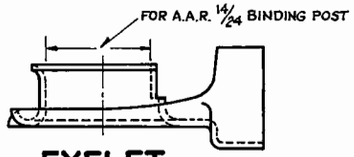


## EYELET

ORDERING REFERENCE

| STORES CAT. REF. NO. | ORDER NUMBER | FOR USE ON |
|---|---|---|
| 2A-1001 | 5281 | #16 (19 STRAND) CONDUCTOR. |
| 2A-1002 | 5282 | #14 (19 STRAND) CONDUCTOR. |
| 2A-5400 | 52817 | #12 (19 STRAND) CONDUCTOR. |
| 2A-3937 | 52818 | #9 (19 STRAND) CONDUCTOR. |

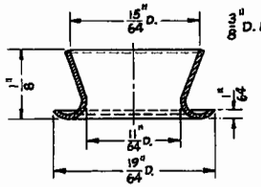


## 5283 EYELET

NO. 29 (.0113") B.&S.GA. COPPER (TINNED)
STORES CAT. REF. NO. 2A-999
FOR USE ON MACHINE COMBINATION CONDUCTORS.

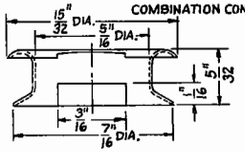


## 52852 EYELET

.017" COPPER-TINNED
S.C.R. NO. 2A-998
FOR USE ON 14/24 OR 1/2" BINDING POSTS ON MACHINE COMBINATIONS.

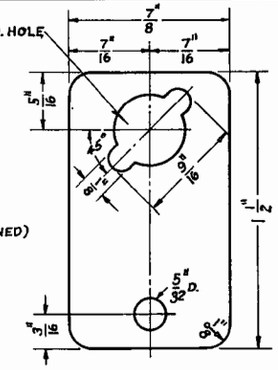


## 5284 TAG

VULCANIZED BLACK FIBRE 1/16" THICK
STORES CAT. REF. NO. 2A-2780
FOR INSIDE USE-INSTRUMENT HOUSES, CASES AND TOWERS.

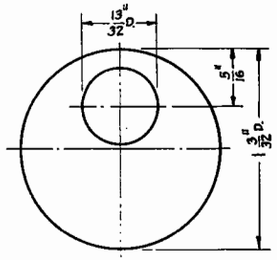


## 5285 TAG

VULCANIZED BLACK FIBRE 1/16" THICK
STORES CAT. REF. NO. 2A-2782
FOR INSIDE USE-INSTRUMENT HOUSES, CASES AND TOWERS.

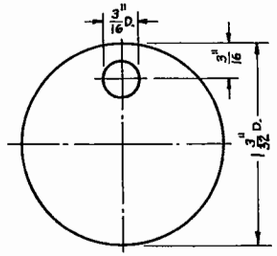


## 5286 TAG

NO. 16 A.W.G. ALUMINUM
STORES CAT. REF. NO. 2A-2779
FOR OUTSIDE USE WHERE SUBJECT TO WEATHER CONDITIONS.

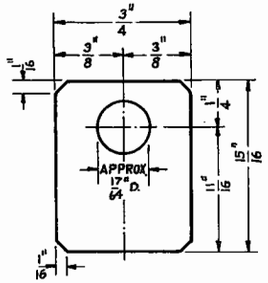


## 52826 TAG

VULCANIZED BLACK FIBRE APPROX. 3/64" THICK
STORES CAT. REF. NO. 2A-3566
FOR MARKING TAG ON PN-50 ETC. RELAY CONDUCTORS.




## RELAY CONNECTOR

ORDERING REFERENCE

| #16 (19 STRAND) 3/64" RUBBER, 1 WEATHERPROOF BRAID (CIRC. 112-C) | | | #16 (19 STRAND) T.C. GREEN | | |
|---|---|---|---|---|---|
| STORES CAT. REF. NO. | ORDER NUMBER | LENGTH L | STORES CAT. REF. NO. | ORDER NUMBER | LENGTH L |
| 2A-669 | 5287 | 20" | 2A-5850 | 52855 | 20" |
| 2A-4893 | 5289 | * 2" TO 10" | 2A-5851 | 52856 | * 2" TO 10" |
| 2A-4740 | 52827 | 14" | 2A-5852 | 52857 | 14" |
| 2A-4741 | 52828 | 16" | 2A-5853 | 52858 | 16" |
| 2A-4742 | 52829 | 18" | 2A-5854 | 52859 | 18" |
| 2A-4743 | 52830 | 22" | 2A-5855 | 52860 | 22" |
| 2A-4744 | 52831 | 24" | 2A-5856 | 52861 | 24" |
| 2A-4745 | 52832 | 26" | 2A-5857 | 52862 | 26" |

* SPECIFY LENGTH ON REQUISITION.

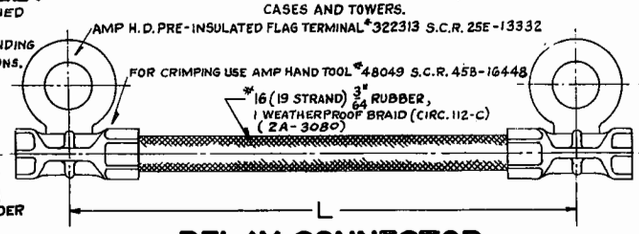


## RELAY CONNECTOR

ORDERING REFERENCE

| STORES CAT. REF. NO. | ORDER NUMBER | LENGTH L |
|---|---|---|
| 2A-6000 | 52835 | 20" |
| 2A-6001 | 52836 | * 4" TO 10" |
| 2A-6002 | 52837 | 14" |
| 2A-6003 | 52838 | 16" |
| 2A-6004 | 52839 | 18" |
| 2A-6005 | 52840 | 22" |
| 2A-6006 | 52841 | 24" |
| 2A-6007 | 52842 | 26" |

* SPECIFY LENGTH ON REQUISITION

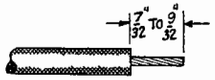


SKETCH A
(SEE NOTE 1.)

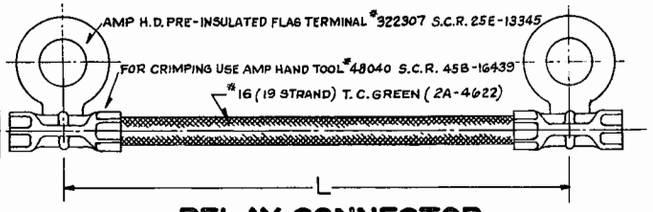


## RELAY CONNECTOR

ORDERING REFERENCE

| STORES CAT. REF. NO. | ORDER NUMBER | LENGTH L |
|---|---|---|
| 2A-6008 | 52844 | 20" |
| 2A-6009 | 52845 | * 4" TO 10" |
| 2A-6010 | 52846 | 14" |
| 2A-6011 | 52847 | 16" |
| 2A-6012 | 52848 | 18" |
| 2A-6013 | 52849 | 22" |
| 2A-6014 | 52850 | 24" |
| 2A-6015 | 52851 | 26" |

* SPECIFY LENGTH ON REQUISITION.

NOTES :-

1. WHEN APPLYING TERMINALS 322307 AND 322313, CARE SHOULD BE TAKEN IN CUTTING BACK THE INSULATION, SO THAT WHEN THE TERMINAL IS CRIMPED, ALL THE COPPER STRANDS WILL BE FULLY ENCLOSED WITHIN THE CRIMPED BARREL AND THAT THE INSULATION OF THE WIRE IS FULLY GRIPPED BY THE CRIMPED INSULATION SUPPORT. (SEE SKETCH A)
2. USE RACO EYELET PLIERS NO. 530-10 OR SIMILAR FOR ATTACHING EYELETS TO 5281, 5282, 52817 AND 52818 TO CONDUCTORS. FOR ATTACHING EYELETS 5283 AND 52852 TO CONDUCTORS USE FLAT NOSED PLIERS WITH PARALLEL JAWS.
3. WHEN CONNECTORS ARE APPLIED TO BINDING POSTS, THEY SHOULD BE ARRANGED TO INSURE "NO CONTACT BETWEEN ADJACENT CONNECTORS."
4. AMP TERMINAL 322313 (25E-13332) TO BE USED ALSO ON THE FOLLOWING CABLES USING TOOL # 48049
   1. #14 (37 STRAND) 5/64" T.C. GREEN (2A-471).
   2. #14 (37 STRAND) 3/64" INS. 7/64" NEOPRENE JACKET (2A-3016).

REVISIONS

REDRAWN FROM APPROVED DRAWING S-528-J, DATED MAY 7, 1945, LAST REVISED MAY 17, 1950 AND REVISED AS FOLLOWS :- TWIN GRIP CONNECTORS 52811 TO 52816 INCL. AND TAG 52825 OBSOLETED. RELAY CONNECTORS 52855 TO 52862 INCL. AND TERMINAL 52853 ADDED. MINOR CHANGES IN NOTES.

L NOVEMBER 9, 1953. TERMINAL FOR CONNECTORS 52835 TO 52842 INCL. FORMERLY AMP 35628. CRIMPING TOOL FORMERLY AMP 59055. TERMINAL FOR CONNECTORS 52844 TO 52851 INCL. FORMERLY AMP 36273, CRIMPING TOOL FORMERLY AMP 49864. TERMINAL 52853 OBSOLETED. S.C.R. NUMBERS CHANGED ACCORDINGLY. NOTES 1 & 2 CHANGED, NOTE 4 ADDED. EYELETS 52819, 52820, 52821 & 52822 OBSOLETED. EYELET 52852 ADDED.

APPROVED W. G. Salmonson

M AUGUST 12, 1954 L REVISION NOT ISSUED. FLAG TERMS. 322313 & 322307 FORMERLY 36878 & 320232. NOTE 1 CHANGED TO AGREE.

APPROVED W. G. Salmonson

1 SHEET

S-528-M

# THE PENNSYLVANIA RAILROAD
STANDARD
# EYELETS, TAGS & CONNECTORS

OFFICE OF CHIEF ENGINEER, PHILA., PA., JULY 31, 1952.

Approved W. G. Salmonson
Assistant Chief Engineer-Signals

Approved J. H. Crossett
Chief Engineer

downloaded from http://PRR.Railfan.net/signalstandards
©2019 commercial reproduction prohibited
Collection of Rob Schoenberg