

Geo. E. Barnett
THE PENNSYLVANIA RAILROAD

Penn. Sta. N.Y.

NEW YORK REGION

Time-Table No. 11

In effect 2.01 A.M., Sunday, April 30, 1961

23428 G. E. BARNETT, JR.

FOR THE GOVERNMENT OF EMPLOYEES ONLY

EASTERN STANDARD TIME

A. M. HARRIS,
General Manager Transportation.

N. L. FLECKENSTINE,
Regional Manager.

E. P. ADAMS,
Superintendent Transportation.

Original timetable from the collection of Rob Schoenberg

scanned by Rob Schoenberg -- robs@railfan.net

<http://PRR.Railfan.net>

2023

THE PENNSYLVANIA RAILROAD

NEW YORK REGION

Time-Table No. 11

In effect 2.01 A.M., Sunday, April 30, 1961

FOR THE GOVERNMENT OF EMPLOYEES ONLY

EASTERN STANDARD TIME

A. M. HARRIS,
General Manager Transportation.

N. L. FLECKENSTINE,
Regional Manager.

E. P. ADAMS,
Superintendent Transportation.

INDEX.

	PAGES
Index to Trains.....	3-9
Stations, Distances, Siding Capacities, etc.....	10-15
Schedule Pages:	
Main Line—Westward.....	16-59
Main Line—Eastward.....	60-101
Jersey City Branch—Westward.....	102-115
Jersey City Branch—Eastward.....	116-131
Princeton Branch.....	132-133
Trenton—Bordentown.....	134
Sea Girt—Monmouth Jct.	134
Ticket Offices Open for the Sale of Tickets	135
Extra Stops—Passenger Trains.....	136
Trains Wait for Connections.....	137-139
U. S. Mail Work.....	140
Express Trains.....	140
Arranged Freight Train Service.....	141 144

SPECIAL INSTRUCTIONS.

Communicating Signals.....	151
Electrical Operation.....	196-206
Engine and Special Load Restrictions.....	188-192
Engine Whistle Signals.....	151
First-Aid Boxes and Stretchers.....	149
General Orders, Bulletin Boards, Employees Registers, Standard Clocks.....	153-156
General Order Zones.....	156
General Rules.....	145-146
Hospitals.....	148
Interlockings.....	215
Letters and Characters.....	150
Maximum Speeds Unless Otherwise Specified—	
Passenger Trains and Freight Trains.....	178-182
Turnouts.....	183
Approaching Movable Bridges Not Protected by Home Signal or Distant Signal.....	184
Curves and Bridges, Etc.....	184-185
Maximum Speeds Unless Otherwise Restricted—	
Engines.....	186-187
Secondary Tracks, Running Tracks and Sidings.....	187
Medical Officers and Surgeons.....	147
Movement of Trains.....	159
Movement by Train Orders.....	206
Other Equipment Restrictions.....	192-195
Qualifications of Conductor or Engineman.....	156
Qualified for Service.....	216
Signal Rules.....	207-209
Standard Time.....	150
Superiority of Trains.....	152
Speed Table.....	178
Track Assignments.....	169-173
Train Signals.....	151
Telephone-Trainphone.....	215
Tunnel Alarm System.....	145
Use of Signals.....	152
Yard Limits.....	159

Index to Trains

WESTWARD		EASTWARD	
NUMBER AND NAME OF TRAIN	Sched- ule Page	NUMBER AND NAME OF TRAIN	Sched- ule Page
3 The Penn Texas	53	4 The Penn Texas	69
9 Mail and Express	19	10 Mail and Express	91
13 Mail and Express	17	12 The Duquesne	98
17 Mail and Express	52	16 The Duquesne	96
23 Manhattan Limited	34	18 Mail and Express	61
25 The Duquesne	22	22 Manhattan Limited — The Cleve-	
29 Broadway Limited	48	lander	63
31 Spirit of St. Louis — Cincinnati		28 Broadway Limited	70
Limited	40	30 Spirit of St. Louis — Cincinnati	
49 The General — Cleveland	44	Limited	72
55 Pennsylvania Limited	57	32 The St. Louisan — Pennsylvania	
61 The Pittsburgher	58	Limited	87
101 West Coast Champion	43	48 The General	72
105 East Coast Champion	38	50 The Admiral	81
111 The President	24	60 The Pittsburgher	84
113 Silver Meteor	39	100 West Coast Champion — The Peli-	
115 The Executive	27	can	78
121 The Mid-Day Congressional	29	104 East Coast Champion	77
123 The Representative — Silver Comet	32	108 Piedmont Limited — The Edison —	
131 The Morning Congressional	20	Havana Special	62
137 The Mount Vernon — The F.F.V. ...	49	114 Silver Meteor	76
141 Havana Special — Piedmont Limited	55	118 The Crescent — The F.F.V.	69
143 The Arlington — The Palmland ...	53	120 The Potomac — The Palmland ...	74
149 The Crescent — The Afternoon		126 The Legislator	78
Keystone	37	130 The Mid-Day Congressional — Sil-	
153 The Afternoon Congressional	41	ver Star	83
155 The Embassy — The Southerner ...	45	132 The Representative	85
159 The Mt. Vernon — The F.F.V.	49	148 The Southerner — Silver Comet ..	81
161 New York — Washington Express..	55	152 The Afternoon Congressional	92
171 The Patriot	51	154 The Embassy	95
173 The Federal	17	156 The Mount Vernon	97
175 The Colonial	35	158 The Evening Keystone	100
191 Mail and Express	59	160 The President	101
193 Mail and Express	16	166 The Evening Keystone	99
195 Mail and Express	57	170 The Patriot	89
		172 The Federal	60
		174 The Colonial	80
		190 Mail and Express	63
		192 Mail and Express	98
		194 Mail and Express	60

INDEX TO TRAINS—(Continued)

WESTWARD		EASTWARD	
NUMBER AND NAME OF TRAIN	Sched- ule Page	NUMBER AND NAME OF TRAIN	Sched- ule Page
201 New York—Philadelphia Express.	21	200 Philadelphia—New York Express.	68
203	202 Philadelphia—New York Express.	70
205	204 Philadelphia—New York Express.	74
207 New York—Philadelphia Express.	25	206 Philadelphia—New York Express.	77
209	210 Philadelphia—New York Express.	80
211 The Juniata	31	212 Philadelphia—New York Express.	82
213	218 Philadelphia—New York Express.	87
215	220 Philadelphia—New York Express.	89
219 New York—Philadelphia Express.	39	222 Philadelphia—New York Express.	93
221 New York—Philadelphia Express.	43	224
223	226
225 New York—Philadelphia Express.	48	228
227 New York—Philadelphia Express.	51	230
229	232
231 New York—Philadelphia Express.	56	254 Philadelphia—New York Express.	66
233	256 Philadelphia—New York Express.	71
235 New York—Philadelphia Express.	59	260 Mail and Express	101
237	280 Philadelphia—New York Express.	74
239	282 Philadelphia—New York Express.	98
241	284 Philadelphia—New York Express.	97
243	286
245	288
247	290
249	292
251 New York—Philadelphia Mail and Express	17	294
281	298 Philadelphia—New York Express.	94
283		
285		
287 New York—Philadelphia Express.	51		
289		
291		
293 New York—Philadelphia Express	57		
295		
297		
299		

INDEX TO TRAINS—(Continued)

WESTWARD		EASTWARD	
NUMBER AND NAME OF TRAIN	Sched- ule Page	NUMBER AND NAME OF TRAIN	Sched- ule Page
501 Trenton—Phila. Local	18	502 Phila.—Trenton Local	63
503 Trenton—Phila. Express	19	504 Phila.—Trenton Local	67
505 Trenton—Phila. Local	20	506 Phila.—Trenton Local	73
507 Trenton—Phila. Local	21	508 Phila.—Trenton Local	73
509 Trenton—Phila. Local	22	512 Phila.—Trenton Local	84
511 Trenton—Phila. Local	25	514 Phila.—Trenton Local	88
513 Trenton—Phila. Local	27	516 Phila.—Trenton Local	88
515	518 Phila.—Trenton Express	89
517 Trenton—Phila. Local	37	520 Phila.—Trenton Local	92
519 Trenton—Phila. Local	42	522 Phila.—Trenton Local	93
521 Trenton—Phila. Express	46	524 Phila.—Trenton Local	101
523 Trenton—Phila. Local	42	532 Phila.—Bristol Local	77
531 Bristol—Phila. Local	29	534 Phila.—Bristol Local	81
533 Bristol—Phila. Local	33	540 Phila.—Bristol Local	92
537 Bristol—Phila. Local	48	544 Phila.—Bristol Local	99
543 Bristol—Phila. Local	54		
701 New York—Long Branch Local ..	59	700
703 New York—Long Branch Express.	19	702 Early Bird	63
705	704 Long Branch—New York Express.	66
707	706 The Commuter	67
709	708 The Merchant	69
711 The Skipper	28	710 The Broker	69
713	712 The Banker	71
715	714 The Shopper	75
717	716
719 New York—Long Branch Express.	33	718 Long Branch—New York Express.	82
721	720 The Skipper	85
723 New York—Long Branch Express.	36	722 Long Branch—New York Local ..	91
725 The Banker	39	724
727 New York—Long Branch Express.	41	726 Long Branch—New York Express.	96
729 The Merchant	42	728 Long Branch—New York Express.	100
731	730
733 The Broker	44	732
735 The Commuter	45	734 Long Branch—New York Express.	65
737 The Shopper	47	736
739	738
741 New York—Long Branch Express.	51	740
743 New York—Long Branch Express.	56	742
745	744
747	748
749	750 Long Branch—New York Express.	75
751 New York—Long Branch Express.	21	754
753 New York—Long Branch Express.	32	756
755	758
757	760 Long Branch—New York Local ..	63
759 New York—Long Branch Express.	47	762 Long Branch—New York Local ..	67
781 New York—Long Branch Express.	59	764 Long Branch—New York Express.	71
783	766
785 New York—Long Branch Express.	27	768
787 New York—Long Branch Express.	35	770
789 The Skipper	29	772 Long Branch—New York Express.	90
791	774
793	776
795	780 Long Branch—New York Express.	100
797 New York—Long Branch Express.	47	782 Long Branch—New York Express.	83
799 New York—Long Branch Express.	53	784 Long Branch—New York Express.	91
		786 Long Branch—New York Express.	90
		788 Long Branch—New York Express.	95
		790
		792

INDEX TO TRAINS—(Continued)

WESTWARD		EASTWARD	
NUMBER AND NAME OF TRAIN	Sched- ule Page	NUMBER AND NAME OF TRAIN	Sched- ule Page
801	800
803	802
805 Long Branch—Trenton Express..	23-134	804
807	806
809	808
811	810
813	812 Trenton—Long Branch Express.	88-134
815	814
2561 Trenton—Camden Local	134	2568 Camden—Trenton Local	134
3601	3600
3603	3602 South Amboy—Rahway Local ..	61
3605	3604
3607 South Amboy Local	23	3606 South Amboy Local	62
3609	3608 South Amboy Local	64
3611 Rahway—South Amboy Local ..	24	3610 South Amboy Local	65
3613	3612
3615 South Amboy Local	34	3614
3617 Rahway—South Amboy Local ..	35	3616
3619 South Amboy Local	40	3618 South Amboy Local	68
3621 Rahway—South Amboy Local ..	41	3620
3623 South Amboy Local	43	3622 South Amboy Local	72
3625	3624
3627 South Amboy Local	45	3626 South Amboy—Rahway Local ..	79
3629	3628
3631 South Amboy Local	47	3630 South Amboy Local	86
3633	3632
3635 South Amboy Local	50	3634 South Amboy Local	89
3637 Rahway—South Amboy Local...	49	3636
3639	3638 South Amboy Local	94
3641 Rahway—South Amboy Local ..	54	3640
3643	3642
3645	3644
3647 South Amboy Local	54	3646
3649 South Amboy Local	58	3648
		3650

INDEX TO TRAINS—(Continued)

WESTWARD		EASTWARD	
NUMBER AND NAME OF TRAIN	Sched- ule Page	NUMBER AND NAME OF TRAIN	Sched- ule Page
3701 New Brunswick Local	16	3700
3703 New Brunswick Local	21	3702
3705 New Brunswick Local	22	3704 New Brunswick Local	61
3707 New Brunswick Local	26	3706 New Brunswick Local	61
3709	3708
3711 New Brunswick Local	28	3710 New Brunswick Local	64
3713 New Brunswick Local	29	3712 New Brunswick Local	65
3715	3714
3717 New Brunswick Local	30	3716 New Brunswick Express	67
3719 New Brunswick Local	31	3718
3721 New Brunswick Local	32	3720 New Brunswick Local	67
3723 New Brunswick Local	38	3722
3725 New Brunswick Express	35	3724
3727 New Brunswick Local	36	3726 New Brunswick Local	73
3729 New Brunswick Local	37	3728 New Brunswick Local	76
3731 New Brunswick Express	40	3730 New Brunswick Local	79
3733 New Brunswick Local	41	3732
3735 New Brunswick Express	45	3734
3737 New Brunswick Local	46	3736 New Brunswick Local	80
3739	3738 New Brunswick Local	81
3743	3740 New Brunswick Local	82
3745 New Brunswick Local	50	3742 New Brunswick Local	83
3747	3744 New Brunswick Local	83
3749 New Brunswick Local	51	3746 New Brunswick Local	85
3751	3748 New Brunswick Local	85
3753 New Brunswick Local	52	3750 New Brunswick Local	86
3755	3752 New Brunswick Local	87
3757 New Brunswick Local	53	3754
3759	3756 New Brunswick Local	89
3761 New Brunswick Local	55	3758
3763	3760 New Brunswick Local	94
3765	3762 New Brunswick Local	94
3767 New Brunswick Local	57	3764
3769	3766 New Brunswick Local	99
3771	3768 New Brunswick Local	101
3773	3770 New Brunswick Local	73
3775	3772
3777	3774
3779	3776
3781 New Brunswick Local	26	3778 New Brunswick Local	95
3783	3780 New Brunswick Local	99
3785 New Brunswick Local	49	3782
3787 New Brunswick Local	53	3784
3789 New Brunswick Local	58	3786
3791	3788
3793	3790
3795	3792
3797	3794
3799	3796
		3798

INDEX TO TRAINS—(Continued)

WESTWARD		EASTWARD	
NUMBER AND NAME OF TRAIN	Sched- ule Page	NUMBER AND NAME OF TRAIN	Sched- ule Page
3801	3800
3803	3802
3805	3804
3807	3806
3809	3808
3811 New York—Trenton Local.....	59	3810 Trenton—New York Express...	61
3813 New York—Trenton Local.....	16	3812 Trenton—New York Local.....	62
3815 New York—Trenton Local.....	19	3814 Trenton—New York Local.....	63
3817 New York—Trenton Local.....	21	3816 Trenton—New York Local.....	65
3819 New York—Trenton Local.....	23	3818 Trenton—New York Local.....	65
3821 New York—Trenton Local.....	23	3820 Trenton—New York Local.....	69
3823 New York—Trenton Local.....	25	3822 Trenton—New York Local.....	70
3825 New York—Trenton Local.....	31	3824 Trenton—New York Local.....	76
3827 New York—Trenton Local.....	33	3826 Mail and Express.....	77
3829 New York—Trenton Local.....	36	3828 Trenton—New York Local.....	79
3831 New York—Trenton Local.....	35	3830 Trenton—New York Local.....	84
3833 New York—Trenton Local.....	37	3832 Trenton—New York Local.....	85
3835 New York—Trenton Local.....	37	3834 Trenton—New York Express....	87
3837 New York—Trenton Local.....	39	3836 Trenton—New York Local.....	91
3839 New York—Trenton Local.....	41	3838 Trenton—New York Local.....	91
3841 New York—Trenton Local.....	43	3840 Trenton—New York Local.....	94
3843 New York—Trenton Express....	44	3842 Trenton—New York Local.....	97
3845 Jersey City—Trenton Local....	45	3844
3847 New York—Trenton Express....	46	3846
3849 New York—Trenton Local.....	49	3848
3851 New York—Trenton Local.....	52		
3901	3900
3903 New York—Rahway Local.....	24	3902
3905 New York—Rahway Local.....	25	3904 Rahway—New York Local.....	66
3907 New York—Rahway Local.....	26	3906
3909	3908
3911 New York—Rahway Local.....	27	3910
3913	3912 Rahway—New York Local.....	71
3915 New York—Rahway Local.....	29	3914 Rahway—New York Local.....	73
3917 New York—Rahway Local.....	30	3916 Rahway—New York Local.....	75
3919 New York—Rahway Local.....	31	3918 Rahway—New York Local.....	75
3921 New York—Rahway Local.....	33	3920
3923	3922 Rahway—New York Local.....	77
3925	3924 Rahway—New York Local.....	79
3927	3926 Rahway—New York Local.....	81
3929	3928 Rahway—New York Local.....	83
3931 Jersey City—Rahway Local....	47	3930
3933	3932
3935	3934 Rahway—New York Local.....	93
3937	3936
3939	3938
3941	3940

INDEX TO TRAINS—(Continued)

SOUTHWARD AND WESTWARD				NORTHWARD AND EASTWARD			
NUMBER AND NAME OF TRAIN			Sched- ule Page	NUMBER AND NAME OF TRAIN			Sched- ule Page
4103 Princeton Branch Local.....			133	4104 Princeton Branch Local.....			133
4107 Princeton Branch Local.....			133	4108 Princeton Branch Local.....			133
4109 Princeton Branch Local.....			132	4110 Princeton Branch Local.....			132
4111 Princeton Branch Local.....			133	4112 Princeton Branch Local.....			133
4113 Princeton Branch Local.....			133	4114 Princeton Branch Local.....			133
4133 Princeton Branch Local.....			132	4134 Princeton Branch Local.....			132
4135 Princeton Branch Local.....			132	4136 Princeton Branch Local.....			132
4137 Princeton Branch Local.....			132	4138 Princeton Branch Local.....			132
4139 Princeton Branch Local.....			132	4140 Princeton Branch Local.....			132
4141 Princeton Branch Local.....			132	4142 Princeton Branch Local.....			132
4143 Princeton Branch Local.....			133	4144 Princeton Branch Local.....			133
4145 Princeton Branch Local.....			133	4146 Princeton Branch Local.....			133
4147 Princeton Branch Local.....			133	4148 Princeton Branch Local.....			133
4149 Princeton Branch Local.....			133	4150 Princeton Branch Local.....			133
4151 Princeton Branch Local.....			132	4152 Princeton Branch Local.....			132
4153 Princeton Branch Local.....			132	4154 Princeton Branch Local.....			132
4155 Princeton Branch Local.....			132	4156 Princeton Branch Local.....			132
4157 Princeton Branch Local.....			132	4158 Princeton Branch Local.....			132
4159 Princeton Branch Local.....			132	4160 Princeton Branch Local.....			132
4161 Princeton Branch Local.....			133	4162 Princeton Branch Local.....			133
4163 Princeton Branch Local.....			133	4164 Princeton Branch Local.....			133
4165 Princeton Branch Local.....			133	4166 Princeton Branch Local.....			133
4167 Princeton Branch Local.....			133	4168 Princeton Branch Local.....			133
4169 Princeton Branch Local.....			133	4170 Princeton Branch Local.....			133
4171 Princeton Branch Local.....			133	4172 Princeton Branch Local.....			133
4173 Princeton Branch Local.....			132	4174 Princeton Branch Local.....			132
4175 Princeton Branch Local.....			132	4176 Princeton Branch Local.....			132
4177 Princeton Branch Local.....			133	4178 Princeton Branch Local.....			133
4179 Princeton Branch Local.....			133	4180 Princeton Branch Local.....			133
4203 New York—Trenton Local.....			27	4202 Trenton—New York Local.....			71
4205 New York—Trenton Local.....			38	4208 Trenton—New York Local.....			90
				4210 Trenton—New York Local.....			97
4239 South Amboy Local.....			55	4234 South Amboy—Rahway Local...			86
4241 New Brunswick Local.....			21				
4243 New Brunswick Local.....			25	4244 New Brunswick Local.....			68
4245	4246 New Brunswick Local.....			79
4247 New Brunswick Local.....			30	4250 New Brunswick Local.....			84
4249 New Brunswick Local.....			33	4252 New Brunswick Local.....			87
4251 New Brunswick Local.....			43	4254 New Brunswick Local.....			93
4253 New Brunswick Local.....			50	4256 New Brunswick Local.....			95
4255 New Brunswick Local.....			56				
				4262 Princeton Branch Local.....			132
4261 Princeton Branch Local.....			132	4264 Princeton Branch Local.....			133
4263 Princeton Branch Local.....			133	4266 Princeton Branch Local.....			133
4265 Princeton Branch Local.....			133	4276 Princeton Branch Local.....			132
4273 Princeton Branch Local.....			132	4278 Princeton Branch Local.....			132
4275 Princeton Branch Local.....			132	4280 Princeton Branch Local.....			132
4277 Princeton Branch Local.....			132	4282 Princeton Branch Local.....			132
4279 Princeton Branch Local.....			133	4284 Princeton Branch Local.....			133
4281 Princeton Branch Local.....			133				

MAIN LINE

NOTE—Applies on pages 10 to 15, inclusive:

X indicates in service continuously.

B indicates in service part-time.

C indicates controlled by

O indicates trainphone.

R indicates remote controlled from.

Interlocking	Interlocking Station	Block Station	STATIONS	Distance from New York	Sidings Assigned Direction Car Capacity 50 ft. cars		
					East	West	Both
X	X	X	HAROLD (L. I. R. R.).....	3.7			
X	X	*X	F.....	3.0			
X	X	X	JO.....	0.1			
X	X	X	C.....	0.1			
X	X	X	NEW YORK.....	.0			
X	X	X	KN.....	0.1			
X	X	X	A.....	0.2			
X	X	X	WEEHAWKEN SHAFT.....	1.8			
X	X	X	PORTAL.....	6.0			
X	X	X	HUDSON.....	8.6			
X	X	X	HARRISON.....	9.5			
X	X	X	DOCK.....	9.8			
X	X	X	NEWARK.....	10.0			
X	X	X	SOUTH STREET (Newark).....	11.0			
X	X	X	HUNTER.....	11.8			
X	X	X	LANE.....	13.6			
X	X	X	NORTH ELIZABETH.....	14.4			
X	X	X	ELIZABETH.....	15.5			
X	X	X	ELMORA.....	16.0			
X	X	X	SOUTH ELIZABETH.....	16.1			
X	X	X	LINDEN.....	18.7			
X	X	X	NORTH RAHWAY.....	20.2			
X	X	X	RAHWAY.....	20.8			
X	X	X	UNION.....	21.0			
X	X	X	COLONIA.....	22.9			
X	X	X	ISELIN.....	24.1			
X	X	X	METUCHEN.....	27.2			
X	X	X	LINCOLN.....	27.4			
X	X	X	EDISON..... R (LINCOLN).....	30.3			
X	X	X	NEW BRUNSWICK.....	32.7			
X	X	X	COUNTY.....	34.2			
X	X	X	ADAMS.....	36.9			
X	X	X	DEANS.....	39.9			
X	X	X	MONMOUTH JUNCTION.....	42.4			
X	X	X	MIDWAY.....	42.6			
X	X	X	PLAINSBORO.....	46.8			
X	X	X	NASSAU.....	48.3			
X	X	X	PRINCETON JUNCTION.....	48.4			
X	X	X	LAWRENCE.....	52.6			
X	X	X	MILLHAM.....	55.9			
X	X	X	FAIR.....	57.8			
X	X	X	TRENTON.....	58.1			
X	X	X	MORRISVILLE.....	59.5			
X	X	X	MORRIS.....	59.6			
X	X	X	LEVITTOWN-TULLYTOWN.....	64.6			
X	X	X	GRUNDY.....	66.6			
X	X	X	BRISTOL.....	67.8			
X	X	X	CROYDON.....	70.7			
X	X	X	EDDINGTON.....	72.3			
X	X	X	CORNWELLS HEIGHTS.....	73.5			
X	X	X	ANDALUSIA.....	74.7			
X	X	X	TORRESDALE.....	75.6			
X	X	X	REGION POST (Phla. Region).....	77.0			
X	X	X	HOLMESBURG JUNCTION.....	78.2			
X	X	X	HOLMES.....	78.2			
X	X	X	NORTH PHILADELPHIA.....	86.0			
X	X	X	ZOO.....	88.9			
X	X	X	PHILA.—30th STREET.....	90.4			
X	X	X	SUBURBAN STATION.....	91.3			

Note—The direction from Harold to Holmes is westward.

* Against current of traffic only.

Interlocking	Interlocking Station	Block Station	STATIONS	Distance from Jersey City	Sidings Assigned Direction Car Capacity 50 ft. cars		
					East	West	Both
X	B	B	JERSEY CITY.....	.0			
X	X	X	JACY.....	0.3			
			WALDO.....	1.9			
			JOURNAL SQUARE (H&M RR).....	2.0			
X	X		WR.....	2.0			
X	X		HACK.....	3.3			
X	X		GRAPE..... R (KARNY).....	4.4			
X	X	*X	KARNY.....	5.1			
X	X	X	HUDSON.....	6.2			

Note—The direction from Jersey City to Hudson is westward.
 * Against current of traffic only.

Interlocking and Block Stations in service part-time as follows:

Station	Hours in service
Jacy	6.50 A.M. to 11.59 A.M. 2.00 P.M. to 4.50 P.M. } Daily Except Saturday, Sunday and May 30, July 4, and Sept. 4.

PASSAIC AND HARSIMUS BRANCH

Interlocking	Interlocking Station	Block Station	STATIONS	Distance from Waldo	Sidings Assigned Direction Car Capacity 50 ft. cars		
					East	West	Both
			HARSIMUS COVE YARD.....				
X	X	X	WALDO.....	.0			
X	X	X	HACK.....	1.4			
			MEADOWS YARD.....				
X	X	X	GRAPE..... R (KARNY).....	2.4			
X	X	X	KARNY.....	3.3			
		X	WA-5.....	7.7			
		X	WA-3.....	8.1			

Note—The direction from Harsimus Cove to WA-3 is westward.

GREENVILLE BRANCH

Interlocking	Interlocking Station	Block Station	STATIONS	Distance from Bay	Sidings Assigned Direction Car Capacity 50 ft. cars		
					East	West	Both
			GREENVILLE YARD.....				
X	X	X	BAY.....	.0			
X	X	X	CY (C. R. R. N. J.).....	1.6			
		X	WA-2.....	3.5			
		X	WA-3.....	4.2			
			WAVERLY YARD.....				
		X	WA-6.....	5.3			
X	X	X	LANE.....	5.4			

Note—The direction from Greenville Yard to Lane is westward.

12 PERTH AMBOY AND WOODBRIDGE BRANCH

Interlocking	Interlocking Station	Block Station	STATIONS	Distance from Union	Sidings Assigned Direction Car Capacity 50 ft. cars		
					East	West	Both
X	X	X	UNION.....	0.0			
			AVENEL.....	2.0			
			EDGAR.....	2.7			
			WOODBIDGE.....	3.5			
			GENASCO.....	4.5			
X	X	X	WC.....	5.8			
X	X	X	PERTH AMBOY.....	6.9			
			SA.....	8.1			
			SO. AMBOY JCT. (Amboy Sec.).....	8.1			

Note—The direction from Union to WC is westward.

PRINCETON BRANCH

Interlocking	Interlocking Station	Block Station	Block-Limit Station	STATIONS	Distance from Nassau	Sidings Assigned Direction Car Capacity 50 ft. cars		
						East	West	Both
X	X	X		NASSAU.....	0.0			
				PRINCETON JCT.....	0.1			
				PENNS NECK.....	1.4			
			X	KS..... C-Nassau.....	2.7			
				PRINCETON.....	2.8			

Note—The direction from Nassau to KS is Northward.

BORDENTOWN BRANCH

Interlocking	Interlocking Station	Block Station	STATIONS	Distance from Fair	Sidings Assigned Direction Car Capacity 50 ft. cars		
					East	West	Both
X	X	X	FAIR.....	.0			
			TRENTON.....	0.3			
			HAMILTON AVE. (Trenton).....	0.7			
			LALOR STREET (Trenton).....	1.7			
			BORDENTOWN.....	6.4			
X	X	X	BO.....	6.5			
			REGION POST (Phila. Region).....	6.7			

Note—The direction from Fair to BO is westward.

TRENTON BRANCH

Interlocking	Interlocking Station	Block Station	STATIONS	Distance from Morris	Sidings Assigned Direction Car Capacity 50 ft. cars		
					East	West	Both
X	X	X	MORRIS.....	.0			
X			MY..... R (MORRIS).....	0.6			
X			MB.....	1.8			
			COPPER.....	2.9			
			NICKEL.....	3.4			
		X	MA.....	4.7			
			REGION POST (Phila. Region).....	5.0			
		X	NEST (Phila. Region).....	30.3			

Note—The direction from Morris to Region Post is westward.

Interlocking	Interlocking Station	Block Station	Block Limit Station	STATIONS	Distance from SG	Sidings Assigned Direction Car Capacity 50 ft. cars		
						East	West	Both
X	B	B		SG (N. Y. & L. B. R. R.)	0.0			
				MANASQUAN	0.6			55
				ALLENWOOD	3.4			
X	B	B		FARMINGDALE	8.4			
			X	HW C-JG	13.1			
				FREEHOLD	16.0			
				TENNENT	19.4			
			X	NG C-JG	20.6			
				ENGLISHTOWN	20.7			
				JAMESBURG	27.4			
X	X	X		JG	27.5			

Note—The direction from SG to JG is westward.

Interlocking Stations and Block Stations in service part-time as follows:

Station	Hours in service
SG	12.01 A. M. to 1.00 A. M. 5.40 A. M. to 1.40 P. M. 5.00 P. M. to 11.59 P. M. } Daily Except Saturday, Sunday and May 30, July 4 and Sept. 4.
Farmingdale	6.00 A. M. to 10.00 P. M., Daily except Saturday, Sunday and May 30, July 4 and Sept. 4.

JAMESBURG BRANCH

Interlocking	Interlocking Station	Block Station	STATIONS	Distance from JG	Sidings Assigned Direction Car Capacity 50 ft. cars		
					East	West	Both
			JAMESBURG	0.1			
X	X	X	JG	.0			
			DAYTON	2.4			
			MONMOUTH JCT	5.5			
X	X	X	MIDWAY	5.7			

Note—The direction from Jamesburg to Midway is westward.

BELVIDERE DELAWARE SECONDARY TRACK

Interlockin	Interlocking Station	Block Station	Block-Limit Station	STATIONS	Distance from Trenton	Sidings Assigned Direction Car Capacity 50 ft. cars		
						North	South	Both
				TRENTON.....	0.0			
X	X	X		FAIR.....	0.3			
X	X	X-O		COALPORT } Belvidere Delaware	1.1			
				MG } Secondary Track	1.4			
X	X	X-O		MG.....	1.4			
				WARREN STREET (Trenton)	1.6			
			X	WB.....C-MG.....	6.1			130
			X	GW.....C-MG.....	9.3			
				WASHINGTON CROSSING..	9.3			
				TITUSVILLE.....	10.4			
			X	MOORE.....C-MG.....	12.2			
				LAMBERTVILLE.....	16.1			{ 51 126
				STOCKTON.....	19.5			
				RAVEN ROCK.....	22.8			
			X	RK.....C-Frenchtown*	23.2			
				BYRAM.....	23.9			
X	B	B-O		FRENCHTOWN.....	31.7			175
			X	MD.....C-Frenchtown*	34.9			49
				MILFORD.....	35.2			
			X	HD.....C-Frenchtown*	38.9			160
				RIEGELSVILLE.....	41.9			18
				CARPENTERVILLE.....	45.4			
				LEAD SWITCH, KENT.....	47.7			
			X	KENT.....C-G.....	49.0			
				PHILLIPSBURG.....	50.7	66		
			X	PG.....C-G.....	50.7			
				HUDSON YARD.....	52.7			
			X	DY.....C-G.....	54.2			
				MARTINS CREEK.....	57.6			
			X	CR.....C-G.....	58.2			90
X	X	X		ROXBURG.....	61.1			
				G.....	63.9			
				BELVIDERE.....	64.8			

Note—The direction from Trenton to Belvidere is northward.

* Controlled by MG when Frenchtown is not in service.

Block Stations in service part-time as follows:

Station	Hours in Service	
Frenchtown	5.00 A. M. to 9.00 P. M. Daily except Sunday and May 30, July 4 and Sept. 4.	<p>Sundays and May 30, July 4, and Sept. 4; also Mon. through Saturday between 9.00 P. M. and 5.00 A. M.</p> <p>Home signals will convey no Manual Block Indication. They will govern northward movement through interlocking and over hand-operated switches between Northward Home signal and fixed signal B-326 and southward movement through interlocking and over hand-operated switches between Southward Home signal and Switch 2, Frenchtown.</p>

AMBOY SECONDARY TRACK

Interlocking	Interlocking Station	Block Station	Block-Limit Station	STATIONS	Distance from South Amboy Jct.	Sidings Assigned Direction Car Capacity 50 ft. cars		
						East	West	Both
X	X	X		SA (N. Y. & L. B. R. R.).....	.0			
				SO. AMBOY JUNCTION.....	0			
				CO.....	0.2			
				DEEP CUT.....	1.8			
				EAST END.....	4.9			
				BROWN.....	5.9			
			X	OB..... C-SA.....	7.1			
				OLD BRIDGE.....	7.2			
				SPOTSWOOD.....	9.4			
				OUTCALT.....	10.4			
				HELMETTA.....	11.6			
			X	GO..... C-JG.....	11.7			
X	X	X		JAMESBURG.....	13.4	170		
				JG.....	13.5			
				PROSPECT PLAINS.....	16.0			
				CRANBURY.....	17.6			15
				HIGHTSTOWN.....	20.6			
			X	K..... C-JG.....	21.5			50
				WINDSOR.....	24.1			
				ROBBINSVILLE.....	27.0			40
				YARDVILLE.....	30.5			
X	X	X		BORDENTOWN.....	33.9			
				BO.....	34.0			

Note—The direction from SA to BO is westward.

HAROLD-Q-F-R SECONDARY TRACKS

Interlocking	Interlocking Station	Block Station	STATIONS	Distance from F
X	X		HAROLD (L. I. R. R.).....	0.7
X	X		Q.....	0.3
X	X		F.....	0.0
X	X		R (via loop).....	1.3
X	X		Q (via loop and SS Yard).....	1.8
X	X		F (via loop, SS Yard and Sub. Tracks).....	2.1

The direction from Harold to Q is westward.

The direction from F to R (via loop) is eastward.

The direction from R to F (via SS yd. and Sub. Tracks) is westward.

NEW YORK TO HOLMES

STATIONS	FIRST CLASS			
	193	3701	3813	
	DAILY	DAILY EX. SAT. & SUN.		
Leave	A. M.	A. M.	A. M.	
NEW YORK	E 12.05	\$ 12.20	\$ 12.20	
NEW YORK (Hud. Ter.)				
JERSEY CITY				
HUDSON	12.16	12.31	12.31	
NEWARK	E 12.18 \$ 12.28	\$ 12.35	\$ 12.35	
SOUTH ST. (Newark)				
HUNTER	12.31	12.38	12.38	
NORTH ELIZABETH		\$ 12.43	\$ 12.44	
ELIZABETH		12.44	12.46	
SOUTH ELIZABETH	12.35			
LINDEN		\$ 12.48	\$ 12.52	
NORTH RAHWAY		\$ 12.52	\$ 12.56	
RAHWAY				
UNION	12.39	12.53	12.58	
AVENEL				
EDGAR				
WOODBIDGE				
GENASOO				
WO				
PERTH AMBOY		MU	MU	
SA				
SOUTH AMBOY				
COLONIA				
ISELIN		\$ 12.57	\$ 1.02	
METUCHEN	12.44	\$ 1.01	\$ 1.06	
EDISON		\$ 1.05	\$ 1.10	
NEW BRUNSWICK		\$ 1.09	\$ 1.14	
COUNTY	12.50	1.12	1.17	
ADAMS				
DEANS				
MONMOUTH JOT.	12.57		F 1.25	
PLAINSBORO				
PRINCETON JOT.	1.02		\$ 1.31	
TRENTON	E 1.11 \$ 1.25		\$ 1.41	
MORRISVILLE				
LEVITTOWN-TULLYTOWN				
GRUNDY	1.34			
BRISTOL				
CROYDON		Will not run	Will run	
EDDINGTON		May 30,	Saturday,	
CORNWELLS HEIGHTS		July 4,	Sunday	
ANDALUSIA		Sept. 4	and	
TORRESDALE			May 30,	
			July 4,	
			Sept. 4	
(Phila. Region)				
HOLMES	1.45			
NORTH PHILAD'A	E 1.54			
PHILA. 30th ST.	E 2.11			
SUBURBAN STATION				
Arrive	A. M.	A. M.	A. M.	
	193	3701	3813	

FIRST CLASS

	●251 DAILY EX. MON.	●13 DAILY EX. MON.	NH-199 MON. ONLY	NH-197 SUN. ONLY	◇173 DAILY EX. SUN.
	A. M.	A. M.	A. M.	A. M.	A. M.
			\$ 1.30	\$ 2.00	2.05
	E 1.00	E 1.20			\$ 2.33
	1.11	1.31			2.44
	E 1.14	E 1.34			
	% 1.31	% 1.42			\$ 2.48
	1.34	1.45			2.51
	E 1.54				
	1.56	1.49			2.55
	E 2.09				
	E 2.30				\$ 3.01
	2.32	1.54			3.03
	2.38	1.59			3.08
	E 3.02				
	3.30	2.05			3.14
	3.40	2.12			3.21
	3.47	2.17			3.26
	E 4.00				
	% 4.40	2.26			\$ 3.36
	4.53	2.34			3.44
	Will not run May 31, July 5, Sept. 5				
	5.10	2.44			3.55
	5.20	E 2.53			\$ 4.05
	E 5.30				\$ 4.15
	A. M.	A. M.	A. M.	A. M.	A. M.
	251	13	NH-199	NH-197	173

STATIONS	FIRST CLASS			
	NH-179	NH-183	501	
	DAILY EX. SUN. & MON.	±DAILY EX. SUN. & MON.	±DAILY EX. SUN.	
Leave	A. M.	A. M.	A. M.	
NEW YORK	\$ 2.40	E 3.20		
NEW YORK (Hud. Ter.)				
JERSEY CITY				
HUDSON				
NEWARK				
SOUTH ST. (Newark)				
HUNTER				
NORTH ELIZABETH				
ELIZABETH				
SOUTH ELIZABETH				
LINDEN				
NORTH RAHWAY				
RAHWAY				
UNION				
AVENEL				
EDGAR		Will not run	Will not run	
WOODBIDGE		May 31,	May 30,	
GENASCO		July 5,	July 4,	
		Sept. 5	Sept. 4	
WO				
PERTH AMBOY				
SA				
SOUTH AMBOY				
COLONIA				
ISELIN				
METUCHEN				
EDISON				
NEW BRUNSWICK				
COUNTY				
ADAMS				
DEANS				
MONMOUTH JCT.				
PLAINSBORO				
PRINCETON JCT.				
TRENTON			\$ 5.17	
MORRISVILLE			\$ 5.19	
LEVITTOWN-TULLYTOWN			\$ 5.24	
GRUNDY				
BRISTOL			\$ 5.32	
CROYDON			\$ 5.36	
EDDINGTON				
CORNWELLS HEIGHTS			\$ 5.42	
ANDALUSIA				
TORRESDALE			\$ 5.47	
(Phila. Region)				
HOLMES			\$ 5.51	
NORTH PHILAD'A			\$ 5.09	
PHILA. 30th ST.			\$ 5.19	
SUBURBAN STATION			\$ 5.22	
Arrive	A. M.	A. M.	A. M.	
	NH-179	NH-183	501	

FIRST CLASS

	3815 ‡ DAILY EX. SUN.	●9 ‡ DAILY EX. SUN. & MON.	NH-187 DAILY	●703 ‡ DAILY EX. SAT. & SUN.	●503 ‡ DAILY EX. SAT. & SUN.
	A. M.	A. M.	A. M.	A. M.	A. M.
	\$ 3.40	E 4.25	S 4.35	\$ 5.20	
	3.51	4.36		5.31	
	\$ 3.53				
	4.02	4.39		\$ 5.35	
	4.05	4.42		5.36	
	\$ 4.14			\$ 5.43	
	4.15	4.46		5.45	
	\$ 4.24				
	\$ 4.33			\$ 5.51	
				Z 5.53	
	4.34	4.50		5.58	
				\$ 6.01	
				\$ 6.04	Will not run May 30, July 4, Sept. 4
	MU			6.09	
				\$ 6.12	MU
				6.14	
				\$ 6.16	
	\$ 4.39				
	\$ 4.49	4.56			
	E 4.53				
	\$ 5.10				
	5.12	5.03			
	E 5.21	5.11			
	\$ 5.28	5.16			
	\$ 5.38				
		5.25			\$ 5.53
					\$ 6.00
		5.33			\$ 6.06
	Will not run May 30, July 4, Sept. 4	Will not run May 31, July 5, Sept. 5		Will not run May 30, July 4, Sept. 4	
					\$ 6.17
		5.43			\$ 6.22
		5.53			\$ 6.32
					\$ 6.41
					\$ 6.44
	A. M.	A. M.	A. M.	A. M.	A. M.
	3815	9	NH-187	703	503

NEW YORK TO HOLMES

STATIONS	FIRST CLASS			
	505	●181	●3703	
	±DAILY EX. SUN.	±DAILY EX. SUN.	±DAILY EX. SAT. & SUN.	
Leave	A. M.	A. M.	A. M.	
NEW YORK		\$ 5.30	\$ 5.35	
NEW YORK (Hud. Ter.)				
JERSEY CITY				
HUDSON		5.41	5.46	
NEWARK	\$ 5.44	\$ 5.50		
SOUTH ST. (Newark)		\$ 5.52		
HUNTER	5.47	5.53		
NORTH ELIZABETH		\$ 5.56		
ELIZABETH		\$ 5.59		
SOUTH ELIZABETH	5.51	6.00		
LINDEN		\$ 6.04		
NORTH RAHWAY		\$ 6.06		
RAHWAY		\$ 6.09		
UNION		5.55	6.10	
AVENEL	Will not run May 30, July 4, Sept. 4			
EDGAR				
WOODBIDGE				
GENASCO				
WC	MU			
PERTH AMBOY			MU	
SA				
SOUTH AMBOY				
COLONIA				
ISELIN		\$ 6.14		
METUCHEN	6.00	\$ 6.18		
EDISON		\$ 6.22		
NEW BRUNSWICK	\$ 6.06	\$ 6.26		
COUNTY	6.09	6.29		
ADAMS				
DEANS				
MONMOUTH JCT.		6.16		
PLAINSBORO				
PRINCETON JCT.		6.21		
TRENTON	\$ 6.00	\$ 6.31		
MORRISVILLE	\$ 6.08			
LEVITTOWN-TULLYTOWN		6.40		
GRUNDY				
BRISTOL	\$ 6.15	Will not run May 30, July 4, Sept. 4	Will not run May 30, July 4, Sept. 4	
OROYDON	\$ 6.18			
EDDINGTON	\$ 6.21			
CORNWELLS HEIGHTS	\$ 6.26			
ANDALUSIA				
TORRESDALE	\$ 6.32			
(Phila. Region)				
HOLMES	\$ 6.36	6.50		
NORTH PHILAD'A	\$ 6.54	\$ 6.59		
PHILA. 30th ST.	\$ 7.05	\$ 7.09		
SUBURBAN STATION	\$ 7.08			
Arrive	A. M.	A. M.	A. M.	
	505	181	3703	

FIRST CLASS

	●751 SAT. ONLY	●507 ±DAILY EX. SAT. & SUN.	◇201 ±DAILY EX. SUN.	●3817 ±DAILY EX. SUN.	●4241
	A. M.	A. M.	A. M.	A. M.	A. M.
	\$ 5.40		\$ 6.00	\$ 6.03	\$ 6.05
	5.51		6.11	6.14	6.16
	\$ 5.55		\$ 6.15	\$ 6.18	\$ 6.20
	\$ 5.57				
	6.58		6.18	6.21	6.23
	\$ 6.01				
	\$ 6.04			\$ 6.26	\$ 6.28
	6.05		6.22	6.27	6.30
	\$ 6.09			\$ 6.31	\$ 6.34
	\$ 6.12				
	\$ 6.14			\$ 6.35	\$ 6.38
	Z 6.16				
	6.21		6.26	6.36	6.39
	\$ 6.24	Will not run May 30, July 4, Sept. 4			
	\$ 6.27				
	6.32				
	\$ 6.34			MU	MU
	6.36				
	\$ 6.38				
				G 6.39	\$ 6.43
			6.31	\$ 6.43	\$ 6.47
					\$ 6.51
		MU		\$ 6.50	\$ 6.55
			6.37	6.53	6.58
			6.44	\$ 7.01	
			\$ 6.50	\$ 7.07	
				\$ 7.17	
		\$ 6.35	\$ 7.00		
		\$ 6.42			
			7.09		
		\$ 6.49			
		\$ 6.53	Will not run May 30, July 4, Sept. 4	Will not run May 30, July 4, Sept. 4	Will run Sunday and May 30, July 4, Sept. 4
		\$ 6.59			
		F 7.02			
		\$ 7.05			
		\$ 7.09	7.19		
		\$ 7.24	D 7.29		
		\$ 7.33	\$ 7.39		
		\$ 7.36			
	A. M.	A. M.	A. M.	A. M.	A. M.
	751	507	201	3817	4241

NEW YORK TO HOLMES

STATIONS	FIRST CLASS			
	●509	●3705	25	
	±DAILY EX. SUN.	±DAILY EX. SAT. & SUN.	DAILY	
Leave	A. M.	A. M.	A. M.	
NEW YORK		\$ 6.25	\$ 6.30	
NEW YORK (Hud. Ter.)				
JERSEY CITY				
HUDSON		6.36	6.41	
NEWARK		\$ 6.40	\$ 6.47	
SOUTH ST. (Newark)				
HUNTER		6.43	6.50	
NORTH ELIZABETH		\$ 6.46		
ELIZABETH		\$ 6.49		
SOUTH ELIZABETH		6.50	6.54	
LINDEN		\$ 6.54		
NORTH RAHWAY		\$ 6.57		
RAHWAY		\$ 7.00		
UNION		7.01	6.58	
AVENEL	Will not run May 30, July 4, Sept. 4			
EDGAR				
WOODBIDGE				
GENASOO				
WO	MU	MU		
PERTH AMBOY				
SA				
SOUTH AMBOY				
COLONIA		7.04		
ISELIN		\$ 7.07		
METUCHEN		\$ 7.11	7.03	
EDISON		\$ 7.16		
NEW BRUNSWICK		\$ 7.19		
COUNTY		7.22	7.09	
ADAMS				
DEANS				
MONMOUTH JOT.			7.16	
PLAINSBORO				
PRINCETON JOT.			7.21	
TRENTON			\$ 7.30	
	\$ 7.21		\$ 7.34	
MORRISVILLE				
LEVITTOWN-TULLYTOWN	\$ 7.27			
GRUNDY			7.42	
BRISTOL	\$ 7.33			
CROYDON		Will not run May 30, July 4, Sept. 4		
EDDINGTON				
CORNWELLS HEIGHTS	\$ 7.39			
ANDALUSIA				
TORRESDALE	\$ 7.42			
(Phila. Region)				
HOLMES	7.46		7.52	
NORTH PHILAD'A	\$ 7.56		\$ 8.01	
PHILA. 30th ST.	\$ 8.06			
SUBURBAN STATION	\$ 8.09			
Arrive	A. M.	A. M.	A. M.	
	509	3705	25	

STATIONS	FIRST CLASS			
	◇111	●3611	●3908	
	DAILY	SAT. ONLY	±DAILY EX. SAT. & SUN.	
	A. M.	A. M.	A. M.	
Leave				
NEW YORK	\$ 7.00		\$ 7.10	
NEW YORK (Hud. Ter.)				
JERSEY CITY				
HUDSON	7.11		7.21	
NEWARK	\$ 7.15		\$ 7.25	
SOUTH ST. (Newark)			\$ 7.27	
HUNTER	7.18		7.28	
NORTH ELIZABETH				
ELIZABETH			\$ 7.33	
SOUTH ELIZABETH	7.22		7.34	
LINDEN			\$ 7.38	
NORTH RAHWAY				
RAHWAY		\$ 7.37	\$ 7.42	
UNION	7.26	7.38	7.43	
AVENEL		\$ 7.40		
EDGAR		\$ 7.42		
WOODBIDGE		\$ 7.44		
GENASCO				
WO		7.49		
PERTH AMBOY		\$ 7.51	MU	
SA		7.53		
SOUTH AMBOY		\$ 7.55		
COLONIA				
ISELIN				
METUCHEN	7.31			
EDISON				
NEW BRUNSWICK	R 7.35	MU		
COUNTY	7.37			
ADAMS				
DEANS				
MONMOUTH JCT.				
PLAINSBORO				
PRINCETON JCT.				
TRENTON	\$ 7.59			
MORRISVILLE				
LEVITTOWN-TULLYTOWN				
GRUNDY	8.07			
BRISTOL				
CROYDON				
EDDINGTON				
CORNWELLS HEIGHTS				
ANDALUSIA				
TORRESDALE				
(Phila. Region)				
HOLMES	8.17			
NORTH PHILAD'A	\$ 8.26			
PHILA. 30th ST.	\$ 8.35			
SUBURBAN STATION				
Arrive	A. M.	A. M.	A. M.	
	111	3611	3908	

Will not run
May 30,
July 4,
Sept. 4

FIRST CLASS

	●4243	●3905 ‡DAILY EX. SAT. & SUN.	●511 ‡DAILY EX. SAT. & SUN.	◇207 ‡DAILY EX. SUN.	3823 ‡DAILY EX. SAT. & SUN.
	A. M.	A. M.	A. M.	A. M.	A. M.
	\$ 7.15	\$ 7.25		\$ 7.80	\$ 7.40
	7.26	7.36		7.41	7.51
	\$ 7.30	\$ 7.40		\$ 7.44	\$ 7.54
				# 7.48	# 7.58
	7.33	7.43		7.51	8.01
	\$ 7.38	\$ 7.48		\$ 7.56	\$ 8.08
	7.39	7.50		7.58	8.10
	\$ 7.43	\$ 7.54			\$ 8.15
	\$ 7.47	\$ 7.58			\$ 8.21
	7.48	8.00		8.03	8.22
			Will not run May 30, July 4, Sept. 4		
	MU	MU	MU		MU
	\$ 7.52				\$ 8.26
	\$ 7.56			8.08	\$ 8.34
	\$ 8.00				
	\$ 8.04			\$ 8.13	\$ 8.53
	8.07			8.15	8.56
				8.22	9.04
				8.27	\$ 9.10
					\$ 9.20
			\$ 8.13	\$ 8.37	
			\$ 8.20		
			\$ 8.26		
			F 8.30		
			\$ 8.36		
			\$ 8.40		
	Will run Sunday and May 30, July 4, Sept. 4	Will not run May 30, July 4, Sept. 4		Will not run May 30, July 4, Sept. 4	Will not run May 30, July 4, Sept. 4
			\$ 8.44	8.55	
			\$ 8.57	D 9.03	
			\$ 9.08	\$ 9.15	
			\$ 9.11		
	A. M.	A. M.	A. M.	A. M.	A. M.
	4243	3905	511	207	3823

NEW YORK TO HOLMES

STATIONS	FIRST CLASS			
	●8907	8781	●3707	
	±DAILY EX. SAT. & SUN.	SAT. ONLY	±DAILY EX. SAT. & SUN.	
Leave	A. M.	A. M.	A. M.	
NEW YORK	\$ 8.05	\$ 8.20	\$ 8.25	
NEW YORK (Hud. Ter.)				
JERSEY CITY				
HUDSON	8.16	8.31	8.36	
NEWARK	\$ 8.20	\$ 8.37	\$ 8.40	
SOUTH ST. (Newark)				
HUNTER	8.23	8.40	8.43	
NORTH ELIZABETH				
ELIZABETH	\$ 8.28	\$ 8.46	\$ 8.48	
SOUTH ELIZABETH	8.29	8.47	8.49	
LINDEN	\$ 8.33	\$ 8.51	\$ 8.53	
NORTH RAHWAY				
RAHWAY	\$ 8.37	\$ 8.58	\$ 8.57	
UNION	8.38			
		8.59	8.58	
AVENEL				
EDGAR				
WOODBIDGE				
GENASCO				
WO				
PERTH AMBOY	MU	MU	MU	
SA				
SOUTH AMBOY				
COLONIA				
ISELIN		\$ 9.03	\$ 9.02	
METUCHEN		\$ 9.09	\$ 9.06	
EDISON		\$ 9.13	\$ 9.10	
NEW BRUNSWICK		\$ 9.22	\$ 9.14	
COUNTY		9.25	9.17	
ADAMS				
DEANS				
MONMOUTH JOT.				
PLAINSBORO				
PRINCETON JOT.				
TRENTON				
MORRISVILLE				
LEVITTOWN-TULLYTOWN				
GRUNDY				
BRISTOL				
OROYDON	Will not run		Will not run	
EDDINGTON	May 30,		May 30,	
CORNWELLS HEIGHTS	July 4,		July 4,	
ANDALUSIA	Sept. 4		Sept. 4	
TORRESDALE				
(Phila. Region)				
HOLMES				
NORTH PHILAD'A				
PHILA. 30th ST.				
SUBURBAN STATION				
Arrive	A. M.	A. M.	A. M.	
	3907	3781	3707	

FIRST CLASS

	●785	●115 DAILY	●4203	●3911 ‡DAILY EX. SAT. & SUN.	513 SAT. ONLY
	A. M.	A. M.	A. M.	A. M.	A. M.
	\$ 8.25	\$ 8.30	\$ 8.45	\$ 8.50	
	8.36	8.41	8.56	9.01	
	\$ 8.40	\$ 8.45	\$ 9.00	\$ 9.05	
	8.43	8.48	9.03	9.08	
	\$ 8.48		\$ 9.08	\$ 9.13	
	8.50	8.52	9.10	9.15	
			\$ 9.14	\$ 9.19	
	\$ 8.56		\$ 9.18	\$ 9.23	
	Z 8.57			9.25	
	9.02	8.57	9.19		
	\$ 9.07				
	9.12				
	\$ 9.14		MU	MU	MU
	9.16				
	\$ 9.18				
			F 9.21		
			\$ 9.24		
		9.02	\$ 9.28		
			\$ 9.35		
		9.08	9.38		
			9.46		
			\$ 9.52		
			\$ 10.02		
		\$ 9.29			\$ 10.02
					\$ 10.08
		9.37			
	Will run Sunday and May 30, July 4, Sept. 4		Will run Sunday and May 30, July 4, Sept. 4	Will not run May 30, July 4, Sept. 4	\$ 10.13
					\$ 10.16
					\$ 10.21
					\$ 10.25
		9.47			\$ 10.28
		\$ 9.56			\$ 10.44
		\$ 10.05			\$ 10.54
					\$ 10.57
	A. M.	A. M.	A. M.	A. M.	A. M.
	785	115	4203	3911	513

STATIONS	FIRST CLASS			
	●3711	●711		
	‡DAILY EX. SAT. & SUN.	‡DAILY EX. SUN.		
Leave	A. M.	A. M.		
NEW YORK	\$ 9.15	\$ 9.25		
NEW YORK (Hud. Ter.)				
JERSEY CITY				
HUDSON	9.26	9.36		
NEWARK	\$ 9.30	\$ 9.40		
SOUTH ST. (Newark)				
HUNTER	9.38	9.43		
NORTH ELIZABETH				
ELIZABETH	\$ 9.38	\$ 9.48		
SOUTH ELIZABETH	9.39	9.50		
LINDEN	\$ 9.43			
NORTH RAHWAY				
RAHWAY	\$ 9.47	\$ 9.56		
UNION		Z 9.58		
	9.48	10.03		
AVENEL				
EDGAR				
WOODBIDGE		\$ 10.08		
GENASCO				
WO		10.13		
PERTH AMBOY	MU	\$ 10.15		
SA		10.17		
SOUTH AMBOY		\$ 10.19		
COLONIA				
ISELIN				
METUCHEN	\$ 9.55			
EDISON	F 9.59			
NEW BRUNSWICK	\$ 10.03			
COUNTY	10.06			
ADAMS				
DEANS				
MONMOUTH JCT.				
PLAINSBORO				
PRINCETON JCT.				
TRENTON				
MORRISVILLE				
LEVITTOWN-TULLYTOWN				
GRUNDY				
BRISTOL				
CROYDON	Will not run	Will not run		
EDDINGTON	May 30,	May 30,		
CORNWELLS HEIGHTS	July 4,	July 4,		
ANDALUSIA	Sept. 4	Sept. 4		
TORRESDALE				
(Phila. Region)				
HOLMES				
NORTH PHILAD'A				
PHILA. 30th ST.				
SUBURBAN STATION				
Arrive	A. M.	A. M.		
	3711	711		

FIRST CLASS

	●531 ‡DAILYEX. SAT. & SUN.	8713 ‡DAILY EX. SUN.	●789	●121 DAILY	●3915 ‡DAILYEX. SAT. & SUN.
	A. M.	A. M.	A. M.	A. M.	A. M.
		\$ 9.50	\$ 9.50	\$ 10.00	\$ 10.02
		10.01	10.01	10.11	10.14
		\$ 10.08	\$ 10.05	\$ 10.15	\$ 10.17
		10.09	10.08	10.18	10.20
		\$ 10.15	\$ 10.13		\$ 10.25
		10.16	10.15	10.22	10.26
		\$ 10.20			\$ 10.30
		\$ 10.25	\$ 10.21		\$ 10.32
			Z 10.22		\$ 10.34
		10.27	10.27	10.26	10.35
	Will not run May 30, July 4, Sept. 4		\$ 10.32		
	MU	MU	10.37		MU
			\$ 10.40		
			10.42		
			\$ 10.44		
		\$ 10.81			
		\$ 10.85		10.31	
		\$ 10.45			
		10.50		10.37	
				10.44	
				10.49	
				\$ 10.59	
	10.10			11.07	
	\$ 10.13				
	\$ 10.16	Will not run May 30, July 4, Sept. 4	Will run Sunday and May 30, July 4, Sept. 4		Will not run May 30, July 4, Sept. 4
	\$ 10.22				
	\$ 10.26				
	\$ 10.30	No Baggage Service Saturday	Baggage Service May 30, July 4, Sept. 4	11.17	
	\$ 10.44			\$ 11.26	
	\$ 10.53			\$ 11.35	
	\$ 10.56				
	A. M.	A. M.	A. M.	A. M.	A. M.
	531	8713	789	121	3915

STATIONS	FIRST CLASS			
	●8717	●3917	4247	
	±DAILY EX. SAT. & SUN.	±DAILY EX. SAT. & SUN.		
Leave	A. M.	A. M.	A. M.	
NEW YORK	\$ 10.20	\$ 10.40	\$ 10.45	
NEW YORK (Hud. Ter.)				
JERSEY CITY				
HUDSON	10.81	10.51	10.66	
NEWARK	\$ 10.85	\$ 10.55	\$ 11.03	
SOUTH ST. (Newark)				
HUNTER	10.38	10.58	11.06	
NORTH ELIZABETH			\$ 11.09	
ELIZABETH	\$ 10.43	\$ 11.03	\$ 11.14	
SOUTH ELIZABETH	10.45	11.04	11.15	
LINDEN	\$ 10.50	\$ 11.08	\$ 11.20	
NORTH RAHWAY				
RAHWAY	\$ 10.55	\$ 11.12	\$ 11.26	
UNION	10.57	11.14	11.28	
AVENEL				
EDGAR				
WOODBIDGE				
GENASCO				
WC				
PERTH AMBOY	MU	MU	MU	
SA				
SOUTH AMBOY				
COLONIA				
ISELIN			\$ 11.32	
METUCHEN	\$ 11.05		\$ 11.39	
EDISON				
NEW BRUNSWICK	\$ 11.12		\$ 11.45	
COUNTY	11.15		12.03	
ADAMS				
DEANS				
MONMOUTH JOT.				
PLAINSBORO				
PRINCETON JOT.				
TRENTON				
MORRISVILLE				
LEVITTOWN-TULLYTOWN				
GRUNDY				
BRISTOL				
CROYDON	Will not run	Will not run	Will run	
EDDINGTON	May 30,	May 30,	Sunday	
CORNWELLS HEIGHTS	July 4,	July 4,	and	
ANDALUSIA	Sept. 4	Sept. 4	May 30,	
TORRESDALE			July 4,	
			Sept. 4	
(Phila. Region)				
HOLMES				
NORTH PHILAD'A				
PHILA. 30th ST.				
SUBURBAN STATION				
Arrive	A. M.	A. M.	P. M.	
	3717	3917	4247	

FIRST CLASS

	3825	3719	211	NH-181	3919
	SAT. ONLY	‡DAILY EX. SAT. & SUN.	DAILY	‡DAILY EX. SUN.	‡DAILY EX. SAT. & SUN.
	A. M.	A. M.	A. M.	A. M.	A. M.
	\$ 10.45	\$ 10.85	\$ 11.00	\$ 11.15	\$ 11.15
	10.56	11.06	11.11		11.26
	\$ 10.59				
	11.05	\$ 11.10	\$ 11.15		\$ 11.80
	\$ 11.06				\$ 11.82
	11.07	11.13	11.18		11.83
	\$ 11.15	\$ 11.18			\$ 11.38
	11.16	11.19	11.22		11.40
	\$ 11.22	\$ 11.23			\$ 11.44
	\$ 11.28	\$ 11.27			\$ 11.48
	11.29	11.28	11.26		11.49
			No Baggage Service Sunday and May 30, July 4, Sept. 4		
	MU	MU			MU
	\$ 11.31				
	\$ 11.33	\$ 11.32			
	\$ 11.39	\$ 11.36	11.31		
	\$ 11.43				
	\$ 11.52	\$ 11.43	\$ 11.38		
	11.55	11.46	11.41		
	\$ 12.04		11.48		
	\$ 12.10				
	\$ 12.13		\$ 11.55		
	\$ 12.23		\$ 12.07		
			\$ 12.18		
		Will not run May 30, July 4, Sept. 4		Will not run May 30, July 4, Sept. 4	Will not run May 30, July 4, Sept. 4
			12.28		
			\$ 12.37		
			\$ 12.47		
	P. M.	A. M.	P. M.	A. M.	A. M.
	3825	3719	211	NH-181	3919

STATIONS	FIRST CLASS			
	3721	753	◇123	
	‡DAILY EX. SAT. & SUN.	SAT. ONLY	DAILY	
Leave	A. M.	A. M.	A. M.	
NEW YORK	\$ 11.35	\$ 11.40	\$ 11.45	
NEW YORK (Hud. Ter.)				
JERSEY CITY				
HUDSON	11.46	11.51	11.56	
NEWARK	\$ 11.52	\$ 11.54 # 11.59	\$ 12.00	
SOUTH ST. (Newark)				
HUNTER	11.55	12.02	12.03	
NORTH ELIZABETH				
ELIZABETH	\$ 12.01	\$ 12.06		
SOUTH ELIZABETH	12.02	12.08	12.07	
LINDEN	\$ 12.07			
NORTH RAHWAY				
RAHWAY	\$ 12.12	\$ 12.15		
UNION	12.13	Z 12.17 12.22	12.11	
AVENEL				
EDGAR				
WOODBIDGE				
GENASCO				
WO		12.31		
PERTH AMBOY	MU	\$ 12.33		
SA		12.35		
SOUTH AMBOY		\$ 12.37		
COLONIA				
ISELIN				
METUCHEN	\$ 12.22		12.16	
EDISON				
NEW BRUNSWICK	\$ 12.29			
COUNTY	12.41		12.22	
ADAMS				
DEANS				
MONMOUTH JOT.			12.29	
PLAINSBORO				
PRINCETON JOT.			12.34	
TRENTON			\$ 12.44	
MORRISVILLE				
LEVITTOWN-TULLYTOWN				
GRUNDY			12.52	
BRISTOL				
OROYDON				
EDDINGTON	Will not run			
CORNWELLS HEIGHTS	May 30,			
ANDALUSIA	July 4,			
TORRESDALE	Sept. 4			
(Phila. Region)				
HOLMES			1.02	
NORTH PHILAD'A			\$ 1.11	
PHILA. 30th ST.			\$ 1.20	
SUBURBAN STATION				
Arrive	P. M.	P. M.	P. M.	
	3721	753	123	

FIRST CLASS

STATIONS	FIRST CLASS			
	23	3615		
	DAILY	DAILY EX.		
		SAT. & SUN.		
Leave	P. M.	P. M.		
NEW YORK	12.35	\$ 12.50		
NEW YORK (Hud. Ter.)				
JERSEY CITY				
HUDSON	12.46	1.01		
NEWARK	12.49	\$ 1.05		
	12.53			
SOUTH ST. (Newark)				
HUNTER	12.56	1.08		
NORTH ELIZABETH		\$ 1.13		
ELIZABETH				
SOUTH ELIZABETH	1.00	1.14		
LINDEN		\$ 1.18		
NORTH RAHWAY				
RAHWAY		\$ 1.22		
UNION	1.04	1.23		
AVENEL		\$ 1.26		
EDGAR		\$ 1.28		
WOODBIDGE		\$ 1.30		
GENASCO				
WO		1.35		
PERTH AMBOY		\$ 1.37		
SA		1.39		
SOUTH AMBOY		\$ 1.41		
COLONIA				
ISELIN				
METUCHEN	1.09			
EDISON				
NEW BRUNSWICK		MU		
COUNTY	1.15			
ADAMS				
DEANS				
MONMOUTH JCT.				
PLAINSBORO				
PRINCETON JCT.				
TRENTON	1.35			
	1.40			
MORRISVILLE				
LEVITTOWN-TULLYTOWN				
GRUNDY	1.48			
BRISTOL				
CROYDON				
EDDINGTON				
CORNWELLS HEIGHTS				
ANDALUSIA				
TORRESDALE				
(Phila. Region)				
HOLMES	1.58			
NORTH PHILAD'A	\$ 2.07			
PHILA. 80th ST.				
SUBURBAN STATION				
Arrive	P. M.	P. M.		
	23	3615		

FIRST CLASS

	●3831 SAT. ONLY	◇175 DAILY	●3617 SAT. ONLY	●3725 ‡DAILY EX. SAT. & SUN.	●787
	P. M.	P. M.	P. M.	P. M.	P. M.
		12.35			
	\$ 12.55	\$ 1.00		\$ 1.05	\$ 1.05
	1.06	1.11		1.16	1.16
	\$ 1.10	\$ 1.15		\$ 1.20	\$ 1.20
	1.18	1.18		1.23	1.23
	\$ 1.18			\$ 1.28	\$ 1.28
	1.19	1.22		1.29	1.30
	\$ 1.23				
	\$ 1.27		\$ 1.30		\$ 1.36
	1.28	1.26	1.31	1.34	Z 1.38
			\$ 1.33		
			\$ 1.35		
			\$ 1.38		\$ 1.48
	MU		1.42	MU	1.53
			\$ 1.44		\$ 1.55
			1.46		1.57
			\$ 1.48		\$ 1.59
	\$ 1.32				
	\$ 1.36	1.31		\$ 1.40	
	\$ 1.43		MU	\$ 1.46	
	1.46	1.37		1.49	
	\$ 1.54	1.44			
	\$ 2.00	1.49			
	\$ 2.10				
		\$ 1.59			
		2.07			
				Will not run May 30, July 4, Sept. 4	Will run Sunday and May 30, July 4, Sept. 4
		2.17			
		\$ 2.26			
		\$ 2.35			
	P. M.	P. M.	P. M.	P. M.	P. M.
	3831	175	3617	3725	787

STATIONS	FIRST CLASS		
	3829	3727	723
	DAILY EX. SAT. & SUN.	DAILY EX. SAT. & SUN.	DAILY EX. SUN.
	P. M.	P. M.	P. M.
Leave			
NEW YORK	\$ 1.10	\$ 1.32	\$ 1.40
NEW YORK (Hud. Ter.)			
JERSEY CITY			
HUDSON	1.21	1.44	1.51
NEWARK	\$ 1.24 % 1.30	\$ 1.47	\$ 1.55
SOUTH ST. (Newark)			
HUNTER	1.33	1.50	1.58
NORTH ELIZABETH			
ELIZABETH	\$ 1.39	\$ 1.55	\$ 2.03
SOUTH ELIZABETH	1.40	1.56	2.05
LINDEN	\$ 1.46	\$ 2.00	
NORTH RAHWAY			
RAHWAY	\$ 1.52	\$ 2.04	\$ 2.12
UNION	1.53	2.05	2.14
AVENEL			
EDGAR			
WOODBIDGE			\$ 2.24
GENASCO			
WO			2.29
PERTH AMBOY	MU	MU	\$ 2.31
SA			2.33
SOUTH AMBOY			\$ 2.35
COLONIA			
ISELIN	\$ 1.57		
METUCHEN	\$ 2.05	\$ 2.12	
EDISON			
NEW BRUNSWICK	\$ 2.13	\$ 2.19	
COUNTY	2.24	2.27	
ADAMS	F 2.26		
DEANS			
MONMOUTH JCT.	\$ 2.32		
PLAINSBORO			
PRINCETON JCT.	\$ 2.39		
TRENTON	\$ 2.49		
MORRISVILLE			
LEVITTOWN-TULLYTOWN			
GRUNDY			
BRISTOL			
OROYDON	Will not run	Will not run	Will not run
EDDINGTON	May 30,	May 30,	May 30,
CORNWELLS HEIGHTS	July 4,	July 4,	July 4,
ANDALUSIA	Sept. 4	Sept. 4	Sept. 4
TORRESDALE			
(Phila. Region)			
HOLMES			
NORTH PHILAD'A			
PHILA. 30th ST.			
SUBURBAN STATION			
Arrive			
	P. M.	P. M.	P. M.
	3829	3727	723

FIRST CLASS

	3833 ‡DAILY EX. SAT. & SUN.	517 ‡DAILY EX. SAT. & SUN.	149 DAILY	3729 ‡DAILY EX. SAT. & SUN.	3835 SAT. ONLY
	P. M.	P. M.	P. M.	P. M.	P. M.
	\$ 1.55		\$ 2.00	\$ 2.05	\$ 2.15
	2.06		2.11	2.16	2.26
	\$ 2.09				\$ 2.29
	% 2.17		\$ 2.15	\$ 2.20	2.35
	2.20		2.18	2.23	2.38
	\$ 2.26			\$ 2.29	\$ 2.41
	2.28		2.22	2.31	\$ 2.44
	\$ 2.35				2.46
					\$ 2.50
	\$ 2.42			\$ 2.37	\$ 2.55
	2.43		2.26	2.38	2.56
		Will not run May 30, July 4, Sept. 4			
		MU		MU	MU
	\$ 2.47				\$ 3.00
	\$ 2.55		2.31	\$ 2.44	\$ 3.08
	\$ 3.10			\$ 2.50	\$ 3.19
	3.13		2.37	2.53	3.22
					\$ 3.24
	\$ 3.18				
	\$ 3.23		2.44		\$ 3.30
	3.29		2.49		3.36
	\$ 3.40				\$ 3.46
		\$ 2.53	\$ 2.59		
		\$ 2.59			
			3.07		
		\$ 3.05			
	Will not run May 30, July 4, Sept. 4	\$ 3.12		Will not run May 30, July 4, Sept. 4	
		\$ 3.16			
		\$ 3.20	3.17		
		\$ 3.35	\$ 3.26		
		\$ 3.45	\$ 3.35		
		\$ 3.48			
	P. M.	P. M.	P. M.	P. M.	P. M.
	3833	517	149	3729	3835

STATIONS	FIRST CLASS			
	0105	03723	04205	
	DAILY	DAILY EX.		
		SAT. & SUN.		
Leave	P. M.	P. M.	P. M.	
NEW YORK	P 2.20	\$ 2.30	\$ 2.35	
NEW YORK (Hud. Ter.)				
JERSEY CITY				
HUDSON	2.31	2.43	2.46	
NEWARK	P 2.35	\$ 2.46	\$ 2.50	
SOUTH ST. (Newark)				
HUNTER	2.38	2.49	2.53	
NORTH ELIZABETH		\$ 2.52		
ELIZABETH		\$ 2.55	\$ 2.58	
SOUTH ELIZABETH	2.42	2.56	2.59	
LINDEN		\$ 3.00	\$ 3.03	
NORTH RAHWAY				
RAHWAY		\$ 3.04	\$ 3.07	
UNION	2.46	3.05	3.08	
AVENEL				
EDGAR				
WOODBIDGE				
GENASOO				
WO				
PERTH AMBOY		MU	MU	
SA				
SOUTH AMBOY				
COLONIA				
ISELIN		\$ 3.09		
METUCHEN	2.52	\$ 3.13	\$ 3.16	
EDISON				
NEW BRUNSWICK		\$ 3.20	\$ 3.23	
COUNTY	3.00	3.23	3.26	
ADAMS				
DEANS				
MONMOUTH JOT.			3.34	
PLAINSBORO				
PRINCETON JOT.			\$ 3.41	
TRENTON	P 3.21		\$ 3.51	
MORRISVILLE				
LEVITTOWN-TULLYTOWN				
GRUNDY	3.30			
BRISTOL				
OROYDON				
EDDINGTON		Will not run	Will run	
CORNWELLS HEIGHTS		May 30,	Sunday	
ANDALUSIA		July 4,	and	
TORRESDALE		Sept. 4	May 30,	
			July 4,	
			Sept. 4	
(Phila. Region)				
HOLMES	3.40			
NORTH PHILAD'A	P 3.50			
PHILA. 30th ST.	P 4.00			
SUBURBAN STATION				
Arrive	P. M.	P. M.	P. M.	
	105	3723	4205	

FIRST CLASS

		●795 ±DAILY EX. SUN. P. M.	●3837 ±DAILY EX. SAT. & SUN. P. M.	◇113 DAILY P. M.	●219 DAILY P. M.
		\$ 2.45	\$ 2.50	\$ 2.55	\$ 3.00
		2.56	3 01	3.06	3.11
		\$ 3.00	\$ 3.05	P 3.10	\$ 3.16
			\$ 3.07		
		3.08	3.08	3.13	3.18
			\$ 3.11		
		G 3.08	\$ 3.14		
		3.09	3.16	3.17	3.22
			\$ 3.21		
			\$ 3.25		
		Z 3.15			
		3.20	3.27	3.22	3.26
		3.28			
		\$ 3.30	MU		
		3.32			
		\$ 3.34			
			\$ 3.30		
			\$ 3.33		
			\$ 3.37	3.27	3.31
			\$ 3.41		
			\$ 3.45		
			3.50	3.33	3.37
			\$ 4.00	3.40	3.44
			\$ 4.07	3.45	\$ 3.50
			\$ 4.17		
				P 3.55	\$ 4.01
				4.04	
					G 4.11
		Will not run May 30, July 4, Sept. 4	Will not run May 30, July 4, Sept. 4		
				4.14	4.21
				S 4.24	D 4.30
				S 4.34	S 4.40
		P. M.	P. M.	P. M.	P. M.
		795	3837	113	219

NEW YORK TO HOLMES

STATIONS	FIRST CLASS			
	31	3731	3619	
	DAILY	DAILY EX.	DAILY EX.	
		SAT. & SUN.	SAT. & SUN.	
Leave	P. M.	P. M.	P. M.	
NEW YORK	T 3.10	\$ 3.12	\$ 3.20	
NEW YORK (Hud. Ter.)				
JERSEY CITY				
HUDSON	3.21	3.23	3.31	
NEWARK	T 3.26	\$ 3.27	\$ 3.35	
SOUTH ST. (Newark)			\$ 3.37	
HUNTER	3.29	3.30	3.38	
NORTH ELIZABETH			\$ 3.41	
ELIZABETH		\$ 3.36	\$ 3.44	
SOUTH ELIZABETH	3.33	3.37	3.45	
LINDEN			\$ 3.49	
NORTH RAHWAY			\$ 3.53	
RAHWAY			\$ 3.58	
UNION	3.37	3.42	3.54	
AVENEL			\$ 3.57	
EDGAR			\$ 3.59	
WOODBIDGE			\$ 4.02	
GENASCO				
WO.			4.07	
PERTH AMBOY		MU	\$ 4.09	
SA			4.11	
SOUTH AMBOY			\$ 4.13	
COLOMIA				
ISELIN				
METUCHEN	3.42	\$ 3.49		
EDISON				
NEW BRUNSWICK		\$ 3.56	MU	
COUNTY	3.49	3.59		
ADAMS				
DEANS				
MONMOUTH JCT.	3.57			
PLAINSBORO				
PRINCETON JCT.	4.02			
TRENTON	T 4.14			
MORRISVILLE				
LEVITTOWN-TULLYTOWN				
GRUNDY	4.23			
BRISTOL				
CROYDON		Will not run	Will not run	
EDDINGTON		May 30,	May 30,	
CORNWELLS HEIGHTS		July 4,	July 4,	
ANDALUSIA		Sept. 4	Sept. 4	
TORRESDALE				
(Phila. Region)				
HOLMES	4.33			
NORTH PHILAD'A	C 4.42			
PHILA. 30th ST.				
SUBURBAN STATION				
Arrive	P. M.	P. M.	P. M.	
	31	3731	3619	

FIRST CLASS

	●3889 SAT. ONLY	●153 DAILY	●3621 SAT. ONLY	●727 ±DAILY EX. SAT. & SUN.	●3733 ±DAILY EX. SAT. & SUN.
	P. M.	P. M.	P. M.	P. M.	P. M.
	\$ 8.20	\$ 8.30		\$ 3.33	\$ 3.35
	8.31	8.41		8.44	8.46
	\$ 3.35	8.44		\$ 3.48	\$ 3.50
	\$ 3.37				\$ 3.52
	3.38	8.47		3.51	3.53
	\$ 3.41				\$ 3.56
	\$ 3.44				\$ 3.59
	3.46	8.51		3.55	4.00
	\$ 3.50				\$ 4.04
	\$ 3.54		\$ 4.00		\$ 4.06
				Z 4.02	\$ 4.09
	3.56	8.55	4.02	4.08	4.10
			\$ 4.05		
			\$ 4.07		
			\$ 4.09		
			4.14	4.16	
	MU		\$ 4.16		MU
			4.18	4.19	
			\$ 4.20	\$ 4.21	
	\$ 3.59				\$ 4.13
	\$ 4.02				\$ 4.16
	\$ 4.06	4.00			\$ 4.21
	\$ 4.10				\$ 4.25
	\$ 4.14		MU		\$ 4.29
	4.17	4.06			4.32
	\$ 4.25				
	\$ 4.32				
	\$ 4.42				
		4.25			
				Will not run July 4, Sept. 4	
		4.32			
				First trip June 16	Will not run May 30, July 4, Sept. 4
				Last trip Sept. 8	
		4.42			
		\$ 4.50			
		\$ 4.58			
	P. M.	P. M.	P. M.	P. M.	P. M.
	3889	153	3621	727	3733

STATIONS	FIRST CLASS			
	523	519	729	
	SAT. ONLY	±DAILY EX. SAT. & SUN.	±DAILY EX. SAT. & SUN.	
	P. M.	P. M.	P. M.	
Leave				
NEW YORK			\$ 3.45	
NEW YORK (Hud. Ter.)				
JERSEY CITY				
HUDSON			3.56	
NEWARK			\$ 4.00	
SOUTH ST. (Newark)				
HUNTER			4.03	
NORTH ELIZABETH				
ELIZABETH				
SOUTH ELIZABETH			4.07	
LINDEN				
NORTH RAHWAY				
RAHWAY				
UNION			Z 4.14	
			4.21	
AVENEL				
EDGAR		Will not run		
WOODBIDGE		May 30,		
GENASCO		July 4,		
		Sept. 4		
WO			4.30	
PERTH AMBOY	MU			
SA			4.33	
SOUTH AMBOY				
COLONIA				
ISELIN				
METUOHEN				
EDISON				
NEW BRUNSWICK				
COUNTY				
ADAMS				
DEANS				
MONMOUTH JOT.				
PLAINSBORO				
PRINCETON JOT.				
TRENTON	\$ 4.27	\$ 4.27		
MORRISVILLE				
LEVITTOWN-TULLYTOWN	\$ 4.35	\$ 4.35		
GRUNDY				
BRISTOL	\$ 4.41	\$ 4.44		
OROYDON	\$ 4.44	\$ 4.48		
EDDINGTON			Will not run	
CORNWELLS HEIGHTS	\$ 4.50	\$ 4.56	May 30,	
ANDALUSIA			July 4,	
TORRESDALE	\$ 4.55	\$ 5.00	Sept. 4	
(Phila. Region)				
HOLMES	\$ 4.58	5.03		
NORTH PHILAD'A	\$ 5.13	\$ 5.16		
PHILA. 30th ST.	\$ 5.22	\$ 5.26		
SUBURBAN STATION	\$ 5.25			
Arrive	P. M.	P. M.	P. M.	
	523	519	729	

FIRST CLASS

	●3623 DAILY EX. SAT. & SUN.	◇101 DAILY	4251	●221 DAILY EX. SAT.	3841 SAT. ONLY
	P. M.	P. M.	P. M.	P. M.	P. M.
		P 3.50	S 3.55	S 4.00	S 4.00
	\$ 3.39				
	\$ 3.49				
	4.00	4.01	4.06	4.11	4.11
			S 4.09		
	\$ 4.08	P 4.05	4.14	S 4.15	S 4.18
	\$ 4.05				
	4.06	4.08	4.17	4.18	4.21
	\$ 4.09				S 4.24
	\$ 4.12		S 4.24		S 4.28
	4.13	4.12	4.26	4.22	4.29
	\$ 4.17		S 4.31		S 4.33
	\$ 4.20				
	\$ 4.22		S 4.38		S 4.38
	4.24	4.16	4.39	4.26	4.39
	\$ 4.27				
	\$ 4.29				
	\$ 4.32				
	4.37				
	\$ 4.39		MU		MU
	4.41				
	\$ 4.43				
			S 4.43		S 4.43
		4.22	S 4.47	4.31	S 4.47
	MU		S 5.00	R 4.36	S 4.56
		4.30	5.03	4.37	4.59
					F 5.01
					F 5.04
		4.37		4.44	S 5.08
		4.42		R 4.49	S 5.15
					S 5.25
		P 4.52		S 4.59	
		5.01		5.08	
	Will not run May 30, July 4, Sept. 4		Will run Sunday and May 30, July 4, Sept. 4		
		5.11		5.18	
	S 5.21			D 5.27	
	S 5.31			S 5.37	
	P. M.	P. M.	P. M.	P. M.	P. M.
	3623	101	4251	221	3841

STATIONS	FIRST CLASS			
	733	49	3843	
	±DAILY EX. SAT. & SUN.	DAILY	±DAILY EX. SAT. & SUN.	
Leave	P. M.	P. M.	P. M.	
NEW YORK		T 4.05	S 4.08	
NEW YORK (Hud. Ter.)	\$ 3.57			
JERSEY CITY	\$ 4.05			
HUDSON	4.15	4.16	4.19	
NEWARK	\$ 4.18	T 4.20	\$ 4.23	
SOUTH ST. (Newark)				
HUNTER	4.21	4.23	4.26	
NORTH ELIZABETH				
ELIZABETH	C 4.26		\$ 4.33	
SOUTH ELIZABETH	4.28	4.27	4.35	
LINDEN				
NORTH RAHWAY				
RAHWAY			\$ 4.42	
UNION	4.35	4.32	4.44	
AVENEL				
EDGAR				
WOODBIDGE				
GENASCO				
WO	4.44			
PERTH AMBOY				
SA	4.47			
SOUTH AMBOY	\$ 4.49			
COLONIA				
ISELIN				
METUCHEN		4.37	4.50	
EDISON				
NEW BRUNSWICK			\$ 4.57	
COUNTY		4.43	5.00	
ADAMS				
DEANS				
MONMOUTH JOT.			5.07	
PLAINSBORO				
PRINCETON JOT.			\$ 5.14	
TRENTON		T 5.04	\$ 5.24	
MORRISVILLE				
LEVITOWN-TULLYTOWN				
GRUNDY		5.12		
BRISTOL				
OROYDON	Will not run		Will not run	
EDDINGTON	May 30,		May 30,	
CORNWELLS HEIGHTS	July 4,		July 4,	
ANDALUSIA	Sept. 4		Sept. 4	
TORRESDALE				
(Phila. Region)				
HOLMES		5.22		
NORTH PHILAD'A		C 5.32		
PENNA. 30th ST.				
SUBURBAN STATION				
Arrive	P. M.	P. M.	P. M.	
	733	49	3843	

FIRST CLASS

	●8735 ‡DAILY EX. SAT. & SUN.	●735 ‡DAILY EX. SAT. & SUN.	●3627 ‡DAILY EX. SAT. & SUN.	●3845 ‡DAILY EX. SAT. & SUN.	●155 DAILY
	P. M.	P. M.	P. M.	P. M.	P. M.
		\$ 4.15	\$ 4.20		\$ 4.30
	\$ 4.06			\$ 4.18	
	\$ 4.13			\$ 4.27	
	4.25	4.26	4.31	4.37	4.41
	\$ 4.29	\$ 4.30	\$ 4.35	\$ 4.40	\$ 4.45
	4.32	4.33	4.38	4.43	4.48
	\$ 4.38		\$ 4.41	\$ 4.46	
	4.40	4.37	\$ 4.44	\$ 4.49	
			4.46	4.50	4.52
			\$ 4.50		
			\$ 4.52		
			\$ 4.55	\$ 4.56	
	4.47	4.45	4.56	4.57	4.56
			\$ 4.59		
			\$ 5.01		
			\$ 5.04		
		5.01	5.09		
	MU	5.05	\$ 5.11	MU	
			5.13		
			\$ 5.15		
	\$ 4.51				
	\$ 4.55			\$ 5.04	5.02
	\$ 4.59				
	\$ 5.08		MU	\$ 5.11	
	5.06			5.14	5.09
				\$ 5.17	
				\$ 5.20	
				\$ 5.24	5.17
				5.30	5.22
				\$ 5.40	\$ 5.38
					5.48
	Will not run May 30, July 4, Sept. 4	Will not run May 30, July 4, Sept. 4	Will not run May 30, July 4, Sept. 4	Will not run May 30, July 4, Sept. 4	
					5.53
					\$ 6.03
					\$ 6.13
	P. M.	P. M.	P. M.	P. M.	P. M.
	3735	735	3627	3845	155

NEW YORK TO HOLMES

STATIONS	FIRST CLASS			
	521 #DAILY EX SAT. & SUN	3737 #DAILY EX SAT. & SUN.	3847 #DAILY EX SAT. & SUN.	
Leave	P. M.	P. M.	P. M.	
NEW YORK			\$ 4.37	
NEW YORK (Hud. Ter.)		\$ 4.22		
JERSEY CITY		\$ 4.33		
HUDSON		4.43	4.48	
NEWARK		\$ 4.46	\$ 4.52	
SOUTH ST. (Newark)		\$ 4.48		
HUNTER		4.49	4.55	
NORTH ELIZABETH		\$ 4.52		
ELIZABETH		\$ 4.55		
SOUTH ELIZABETH		\$ 4.57	5.00	
LINDEN		\$ 5.01		
NORTH RAHWAY		\$ 5.03		
RAHWAY		\$ 5.05		
UNION		5.07	5.08	
AVENEL	Will not run May 30, July 4, Sept. 4			
EDGAR				
WOODBIDGE				
GENASOO				
WO				
PERTH AMBOY		MU	MU	
SA				
SOUTH AMBOY				
COLONIA		\$ 5.10		
ISELIN		\$ 5.13		
METUCHEN		\$ 5.17	\$ 5.13	
EDISON		\$ 5.21		
NEW BRUNSWICK		\$ 5.25	\$ 5.20	
COUNTY		5.28	5.23	
ADAMS				
DEANS				
MONMOUTH JOT.			5.31	
PLAINSBORO				
PRINCETON JOT.			\$ 5.38	
TRENTON	\$ 5.36		\$ 5.48	
MORRISVILLE				
LEVITTOWN-TULLYTOWN	\$ 5.43			
GRUNDY				
BRISTOL	\$ 5.49			
OROYDON		Will not run May 30, July 4, Sept. 4	Will not run May 30, July 4, Sept. 4	
EDDINGTON				
CORNWELLS HEIGHTS				
ANDALUSIA				
TORRESDALE	\$ 5.59			
(Phila. Region)				
HOLMES	6.03			
NORTH PHILAD'A	\$ 6.14			
PHILA. 30th ST.	\$ 6.24			
SUBURBAN STATION				
Arrive	P. M.	P. M.	P. M.	
	521	3737	3847	

FIRST CLASS

●3631	●759	●3931	●737	●797
DAILY EX. SAT. & SUN.	SAT. ONLY	DAILY EX. SAT. & SUN.	DAILY EX. SAT. & SUN.	
P. M.	P. M.	P. M.	P. M.	P. M.
\$ 4.40	\$ 4.40	\$ 4.39	\$ 4.50	\$ 4.50
		\$ 4.47		
4.51	4.51	4.59	5.01	5.01
\$ 4.55	\$ 4.55	\$ 5.02	\$ 5.05	\$ 5.05
4.58	4.58	\$ 5.04	5.08	5.08
		\$ 5.06		
\$ 5.08	\$ 5.08	\$ 5.08		\$ 5.13
5.05	5.05	\$ 5.11	5.12	5.16
		\$ 5.13		\$ 5.19
\$ 5.12	\$ 5.12	\$ 5.17		\$ 5.23
	Z 5.13	\$ 5.20	Z 5.19	Z 5.24
5.14	5.18	\$ 5.23	5.26	5.29
\$ 5.17				
\$ 5.19				
\$ 5.22	\$ 5.23			\$ 5.34
\$ 5.24				
5.27	5.28		5.35	5.39
\$ 5.29	\$ 5.30			\$ 5.42
5.31	5.32		5.38	5.44
\$ 5.33	\$ 5.34		\$ 5.40	\$ 5.46
MU		MU		
Will not run May 30, July 4, Sept. 4		Will not run May 30, July 4, Sept. 4	Will not run May 30, July 4, Sept. 4	Will run Sunday and May 30, July 4, Sept. 4
F. M.	F. M.	F. M.	F. M.	F. M.
3631	759	3931	737	797

STATIONS	FIRST CLASS			
	●29	●537	●225	
	DAILY	‡DAILY EX. SAT. & SUN.	‡DAILY	
Leave	P. M.	P. M.	P. M.	
NEW YORK	U 5.00		\$ 5.01	
NEW YORK (Hud. Ter.)				
JERSEY CITY				
HUDSON	5.11		5.14	
NEWARK	U 5.14		\$ 5.17	
SOUTH ST. (Newark)				
HUNTER	5.17		5.20	
NORTH ELIZABETH				
ELIZABETH				
SOUTH ELIZABETH	5.21		5.25	
LINDEN				
NORTH RAHWAY				
RAHWAY				
UNION	5.25		5.30	
AVENEL		Will not run May 30, July 4, Sept. 4	Will not run Sept. 3	
EDGAR				
WOODBIDGE				
GENASOO				
WO		MU		
PERTH AMBOY				
SA				
SOUTH AMBOY				
COLONIA				
ISELIN				
METUCHEN	5.30		5.35	
EDISON				
NEW BRUNSWICK			\$ 5.42	
COUNTY	5.36		5.45	
ADAMS				
DEANS				
MONMOUTH JOT			5.52	
PLAINSBORO				
PRINCETON JOT			\$ 5.58	
TRENTON	5.55		3 6.08	
MORRISVILLE				
LEVITTOWN-TULLYTOWN				
GRUNDY	6.02	6.10		
BRISTOL		\$ 6.14	G 6.18	
OROYDON		\$ 6.18		
EDDINGTON				
CORNWELLS HEIGHTS		\$ 6.22		
ANDALUSIA				
TORRESDALE		\$ 6.26		
(Phila. Region)				
HOLMES	6.12	\$ 6.30	6.28	
NORTH PHILAD'A	U 6.21	\$ 6.43	D 6.37	
PHILA. 30th ST.		\$ 6.53	\$ 6.47	
SUBURBAN STATION		\$ 6.56		
Arrive	P. M.	P. M.	P. M.	
	29	537	225	

FIRST CLASS

	●3849 DAILY EX. SAT. & SUN.	●3785 SAT. ONLY	●3637 SAT. ONLY	●159 SUNDAY ONLY	137 DAILY EX. SUN.
	P. M.	P. M.	P. M.	P. M.	P. M.
	\$ 5.05	\$ 5.20		\$ 5.80	\$ 5.30
	5.18	5.31		5.41	5.41
	\$ 5.21	\$ 5.35		\$ 5.45	\$ 5.44
					% 5.51
	5.24	5.38		5.48	5.54
	\$ 5.27	\$ 5.41			
	\$ 5.30	\$ 5.44			
	5.32	5.46		5.52	5.58
	\$ 5.36	\$ 5.50			
	\$ 5.38				
	\$ 5.41	\$ 5.54	\$ 5.57		
	5.42	5.57	5.58	5.56	6.02
			\$ 6.01		
			\$ 6.03		
			\$ 6.06		
			6.11		
	MU	MU	\$ 6.13		
			6.15		
			\$ 6.17		
	\$ 5.44	\$ 5.59			
	\$ 5.47	\$ 6.02			
	\$ 5.51	\$ 6.06		6.01	6.07
	\$ 5.55	\$ 6.10			
	\$ 5.59	\$ 6.14	MU		
	6.02	6.17		6.07	6.13
	6.10			6.14	6.20
	\$ 6.17			6.19	6.25
	\$ 6.27				\$ 6.34
				\$ 6.29	% 6.40
				6.37	6.49
	Will not run May 30, July 4, Sept. 4				
				6.47	6.59
				\$ 6.57	\$ 7.07
				\$ 7.07	\$ 7.18
	P. M.	P. M.	P. M.	P. M.	P. M.
	3849	3785	3637	159	137

STATIONS	FIRST CLASS			
	●4253	●3635 ‡DAILY EX. SAT. & SUN.	●3745 ‡DAILY EX. SAT. & SUN.	
Leave	P. M.	P. M.	P. M.	
NEW YORK	\$ 5.35	\$ 5.35	\$ 5.55	
NEW YORK (Hud. Ter.)				
JERSEY CITY				
HUDSON	5.46	5.46	6.06	
NEWARK	\$ 5.50	\$ 5.50	\$ 6.10	
SOUTH ST. (Newark)				
HUNTER	5.53	5.53	6.13	
NORTH ELIZABETH	\$ 5.56	\$ 5.56	\$ 6.16	
ELIZABETH	\$ 5.59	\$ 5.59	\$ 6.19	
SOUTH ELIZABETH	6.00	6.00	6.20	
LINDEN	\$ 6.04	\$ 6.03	\$ 6.24	
NORTH RAHWAY		\$ 6.05		
RAHWAY	\$ 6.08	\$ 6.08	\$ 6.28	
UNION	6.09	6.09	6.29	
AVENEL		\$ 6.12		
EDGAR		\$ 6.14		
WOODBIDGE		\$ 6.16		
GENASCO				
WO		6.22		
PERTH AMBOY	MU	\$ 6.24	MU	
SA		6.26		
SOUTH AMBOY		\$ 6.28		
COLONIA	\$ 6.11		\$ 6.31	
ISELIN	\$ 6.14		\$ 6.34	
METUCHEN	\$ 6.18		\$ 6.38	
EDISON	\$ 6.22			
NEW BRUNSWICK	\$ 6.26	MU	\$ 6.45	
COUNTY	6.29		6.48	
ADAMS				
DEANS				
MONMOUTH JCT.				
PLAINSBORO				
PRINCETON JCT.				
TRENTON				
MORRISVILLE				
LEVITTOWN-TULLYTOWN				
GRUNDY				
BRISTOL				
OROYDON	Will run Sunday and May 30, July 4, Sept. 4	Will not run May 30, July 4, Sept. 4	Will not run May 30, July 4, Sept. 4	N.Y. Region G. O. 1107 Page 50 Column 4
EDDINGTON				
CORNWELLS HEIGHTS				
ANDALUSIA				
TORRESDALE				
(Phila. Region)				
HOLMES				
NORTH PHILAD'A				
PHILA. 30th ST.				
SUBURBAN STATION				
Arrive	P. M.	P. M.	P. M.	
	4253	3635	3745	

FIRST CLASS

•39	•227 ‡DAILY EX. SUN. P. M.	•3749 ‡DAILY EX. SAT. & SUN. P. M.	•287 P. M.	•171 DAILY P. M.	•741 ‡DAILY EX. SUN. P. M.
	\$ 6.00	\$ 6.20	\$ 6.30	\$ 6.40	\$ 6.45
	6.11	6.31	6.41	6.51	6.56
	\$ 6.15	\$ 6.35	\$ 6.45	\$ 6.55	\$ 7.00
	6.18	6.38	6.48	6.58	7.03
	6.22	\$ 6.43 6.44	6.52	7.02	\$ 7.09 7.11
		\$ 6.48			
		\$ 6.52			\$ 7.17
	6.26	6.53	6.56	7.06	Z 7.18 7.23
					\$ 7.29
					7.34
		MU			\$ 7.37
					7.39
					\$ 7.41
	6.31	\$ 7.00	7.01	7.11	
	\$ 6.37 6.40	\$ 7.07 7.10	\$ 7.07 7.10	7.17	
	6.47		7.17		
	\$ 6.54		\$ 7.24		
	\$ 7.04		\$ 7.34	\$ 7.39	
	7.13		7.42	7.47	
N.Y. Region G. O. 1107 Page 51 Column 1	Will not run May 30, July 4, Sept. 4	Will not run May 30, July 4, Sept. 4	Will run Sunday and May 30, July 4, Sept. 4		Will not run May 30, July 4, Sept. 4
	7.23		7.52	7.57	
	D 7.32		D 8.01	S 8.07	
	S 7.42		S 8.11	S 8.17	
	P. M.	P. M.	P. M.	P. M.	P. M.
	227	3749	287	171	741

NEW YORK TO HOLMES

STATIONS	FIRST CLASS			
	17	3753	3851	
	DAILY EX. SUN.	DAILY EX. SAT.	SAT. ONLY	
Leave	P. M.	P. M.	P. M.	
NEW YORK	E 6.15	\$ 7.05	\$ 7.05	
NEW YORK (Hud. Ter.)				
JERSEY CITY				
HUDSON	6.26	7.16	7.16	
NEWARK	E 6.29			
	# 6.34	\$ 7.20	\$ 7.22	
SOUTH ST. (Newark)				
HUNTER	6.37	7.23	7.25	
NORTH ELIZABETH		M 7.26	\$ 7.28	
ELIZABETH		\$ 7.29	\$ 7.31	
SOUTH ELIZABETH	6.41	7.30	7.32	
LINDEN		\$ 7.34	\$ 7.36	
NORTH RAHWAY		\$ 7.38	\$ 7.40	
RAHWAY				
UNION	6.46	7.39	7.42	
AVENEL	N.Y. Region			
EDGAR	G. O. 1105			
WOODBIDGE	Page 52			
GENASCO	Column 1			
WO				
PERTH AMBOY		MU	MU	
SA				
SOUTH AMBOY				
COLONIA				
ISELIN		\$ 7.43	\$ 7.46	
METUCHEN	6.51	\$ 7.47	\$ 7.50	
EDISON		\$ 7.51		
NEW BRUNSWICK		\$ 7.55	\$ 7.57	
COUNTY	6.57	7.58	8.00	
ADAMS				
DEANS				
MONMOUTH JCT.	7.04		\$ 8.08	
PLAINSBORO				
PRINCETON JCT.	7.09		\$ 8.14	
TRENTON	E 7.18		\$ 8.24	
	# 7.22			
MORRISVILLE				
LEVITTOWN-TULLYTOWN				
GRUNDY	7.30			
BRISTOL				
CROYDON				
EDDINGTON	Will not run			
CORNWELLS HEIGHTS	May 30,			
ANDALUSIA	July 4,			
TORRESDALE	Sept. 4			
(Phila. Region)				
HOLMES	7.40			
NORTH PHILAD'A	7.49			
PHILA. 30th ST.	E 7.59			
SUBURBAN STATION				
Arrive	P. M.	P. M.	P. M.	
	17	3753	3851	

FIRST CLASS

	◇143 DAILY	●799	3 DAILY	●3757 ‡DAILY EX. SAT. & SUN.	●3787 SAT. ONLY
	P. M.	P. M.	P. M.	P. M.	P. M.
	\$ 7.30	\$ 7.35	T 7.45	\$ 8.05	\$ 8.10
	7.41	7.46	7.56	8.16	8.21
			T 7.59		
	\$ 7.45	\$ 7.50	# 8.04	\$ 8.20	\$ 8.25
				\$ 8.22	\$ 8.27
	7.48	7.53	8.07	8.23	8.28
				\$ 8.26	\$ 8.31
	7.52	\$ 7.58	8.11	\$ 8.29	\$ 8.34
		8.00		8.30	8.35
		\$ 8.04		\$ 8.34	\$ 8.39
		\$ 8.08		\$ 8.38	\$ 8.43
		Z 8.09			
	7.56	8.14	8.15	8.40	8.44
		8.23			
		\$ 8.26		MU	MU
		8.28			
		\$ 8.30			
	8.01		8.20	\$ 8.44	\$ 8.48
				\$ 8.48	\$ 8.52
				\$ 8.52	\$ 8.56
	8.07		8.26	\$ 8.56	\$ 9.00
				8.59	9.03
	8.14				
	8.19				
	\$ 8.30		8.45		
	8.38		8.59		
		Will run Sunday and May 30, July 4, Sept. 4		Will not run May 30, July 4, Sept. 4	
	8.48		9.03		
	\$ 8.58		C 9.12		
	\$ 9.08				
	P. M.	P. M.	P. M.	P. M.	P. M.
	143	799	3	3757	3787

STATIONS	FIRST CLASS			
	●3641 SAT. ONLY	●3647 ±DAILYEX. SAT. & SUN.	●543 ±DAILYEX. SAT. & SUN.	
Leave	P. M.	P. M.	P. M.	
NEW YORK		\$ 8.25		
NEW YORK (Hud. Ter.)				
JERSEY CITY				
HUDSON		8.36		
NEWARK		\$ 8.40		
SOUTH ST. (Newark)				
HUNTER		8.43		
NORTH ELIZABETH		\$ 8.46		
ELIZABETH		\$ 8.49		
SOUTH ELIZABETH		8.50		
LINDEN		\$ 8.54		
NORTH RAHWAY				
RAHWAY	\$ 8.49	\$ 8.58		
UNION	8.51	8.59		
AVENEL	\$ 8.54	\$ 9.01	Will not run May 30, July 4, Sept. 4	
EDGAR	\$ 8.56	\$ 9.03		
WOODBIDGE	\$ 8.59	\$ 9.06		
GENASOO				
WO	9.04	9.11		
PERTH AMBOY	\$ 9.06	\$ 9.12	MU	
SA	9.08	9.16		
SOUTH AMBOY	\$ 9.11	\$ 9.18		
COLONIA				
ISELIN				
METUCHEN				
EDISON				
NEW BRUNSWICK	MU	MU		
COUNTY				
ADAMS				
DEANS				
MONMOUTH JCT.				
PLAINSBORO				
PRINCETON JCT.				
TRENTON				
MORRISVILLE				
LEVITTOWN-TULLYTOWN				
GRUNDY			9.25	
BRISTOL			\$ 9.29	
CROYDON			\$ 9.32	
EDDINGTON		Will not run May 30, July 4, Sept. 4		
CORNWELLS HEIGHTS			\$ 9.37	
ANDALUSIA				
TORRESDALE			\$ 9.41	
(Phila. Region)				
HOLMES			\$ 9.44	
NORTH PHILAD'A			\$ 9.59	
PHILA. 30th ST.			\$ 10.09	
SUBURBAN STATION			\$ 10.12	
Arrive	P. M.	P. M.	P. M.	
	3641	3647	543	

FIRST CLASS

	141	4239	3761	4255	161
	DAILY		DAILY EX. SUN.		
	P. M.	P. M.	P. M.	P. M.	P. M.
	\$ 8.30	\$ 8.40	\$ 9.05	\$ 9.10	\$ 9.30
	8.41	8.51	9.16	9.21	9.41
	\$ 8.44				
	% 8.49	\$ 8.55	\$ 9.20	\$ 9.25	\$ 9.45
	8.52	8.58	9.23	9.28	9.48
			\$ 9.26		
		\$ 9.03	\$ 9.29	\$ 9.33	
	8.56	9.04	9.30	9.35	9.52
		\$ 9.08	\$ 9.34	\$ 9.39	
			\$ 9.36		
		\$ 9.12	\$ 9.38	\$ 9.43	
	9.00	9.13	9.40	9.44	9.56
		\$ 9.16			
		\$ 9.20			Will run Sunday and May 30, July 4, Sept. 4
		9.25			
		\$ 9.27	MU	MU	
		9.29			
		\$ 9.32			
			\$ 9.44	\$ 9.48	
	9.05		\$ 9.48	\$ 9.52	10.01
			\$ 9.52	\$ 9.56	
		MU	\$ 9.56	\$ 10.00	\$ 10.08
	9.11		9.59	10.03	10.11
	9.18				10.18
	\$ 9.25				\$ 10.25
	\$ 9.35				
	% 9.39				\$ 10.36
	9.47				\$ 10.41
					10.46
		Will run Sunday and May 30, July 4, Sept. 4	Will not run May 30, July 4, Sept. 4	Will run Sunday and May 30, July 4, Sept. 4	Will not run Sept. 3
	9.57				10.56
	\$ 10.07				\$ 11.06
	\$ 10.17				\$ 11.16
	P. M.	P. M.	P. M.	P. M.	P. M.
	141	4239	3761	4255	161

NEW YORK TO HOLMES

STATIONS	FIRST CLASS			
	◇231 ‡DAILY EX. SUN.	●743 ‡DAILY EX. SUN.	●NH-193	
Leave	P. M.	P. M.	P. M.	
NEW YORK	\$ 9.35	\$ 9.40	\$ 9.55	
NEW YORK (Hud. Ter.)				
JERSEY CITY				
HUDSON	9.46	9.51		
NEWARK	\$ 9.50	\$ 9.55		
SOUTH ST. (Newark)				
HUNTER	9.53	9.58		
NORTH ELIZABETH				
ELIZABETH		\$ 10.03		
SOUTH ELIZABETH	9.57	10.05		
LINDEN				
NORTH RAHWAY				
RAHWAY		\$ 10.11		
UNION	10.01	Z 10.12		
AVENEL		10.17		
EDGAR	Will not run May 30, July 4, Sept. 4			
WOODBIDGE		\$ 10.22	Will run Sunday and May 30, July 4, Sept. 4	
GENASCO				
WC.		10.27		
PERTH AMBOY		\$ 10.29		
SA		10.31		
SOUTH AMBOY		\$ 10.33		
COLONIA				
ISELIN				
METUCHEN	10.06			
EDISON				
NEW BRUNSWICK	\$ 10.13			
COUNTY	10.16			
ADAMS				
DEANS				
MONMOUTH JCT.	10.23			
PLAINSBORO				
PRINCETON JCT.	\$ 10.30			
TRENTON	\$ 10.39			
MORRISVILLE	% 10.45			
LEVITTOWN-TULLYTOWN				
GRUNDY				
BRISTOL	G 10.53			
CROYDON				
EDDINGTON		Will not run May 30, July 4, Sept. 4		
CORNWELLS HEIGHTS				
ANDALUSIA				
TORRESDALE				
(Phila. Region)				
HOLMES	11.03			
NORTH PHILAD'A	D 11.13			
PHILA. 30th ST.	\$ 11.23			
SUBURBAN STATION				
Arrive	P. M.	P. M.	P. M.	
	231	743	NH-193	

FIRST CLASS

	◇55	●3767	195	◇293	NH-189
	DAILY	‡DAILYEX SAT. & SUN.	‡DAILY EX. SUN.		‡DAILY EX. SUN.
	P. M.	P. M.	P. M.	P. M.	P. M.
	\$ 10.00	\$ 10.02	E 10.10	\$ 10.10	\$ 10.35
	10.11	10.13	10.21	10.21	
	\$ 10.14		E 10.24		
	% 10.22	\$ 10.17	% 10.36	\$ 10.25	
	10.25	10.20	10.39	10.28	
		\$ 10.23			
		\$ 10.26			
	10 29	10.27	10.43	10.33	
		\$ 10.31			
		\$ 10.35			
	10.34	10.36	10.48	10.37	
	Baggage Service Saturday and May 28, May 29, July 2, July 3, Sept. 3	MU		Will run Sunday and May 30, July 4, Sept. 4	Will not run May 30, July 4, Sept. 4
		\$ 10.40			
	10.39	\$ 10.44	10.53	10.42	
		\$ 10.50		\$ 10.49	
	10.45	10.53	10.59	10.52	
			11.06	10.59	
			11.11	\$ 11.06	
			E 11.20	\$ 11.15	
	11.05		% 11.27	% 11.18	
	11.12		11.35	11.27	
		Will not run May 30, July 4, Sept. 4	Will not run May 30, July 4, Sept. 4		
	11.23		11.45	11.37	
	\$ 11.32		11.54	D 11.47	
			E 12.04	\$ 11.57	
	P. M.	P. M.	A. M.	P. M.	P. M.
	55	3767	195	293	NH-189

STATIONS	FIRST CLASS			
	3649 DAILY EX. SAT. & SUN. P. M.	3789 P. M.	61 DAILY EX. SAT. P. M.	
Leave				
NEW YORK	\$ 10.35	\$ 10.40	T 10.45	
NEW YORK (Hud. Ter.)				
JERSEY CITY				
HUDSON	10.46	10.51	10.56	
NEWARK	\$ 10.52	\$ 10.55	T 10.59 \$ 11.05	
SOUTH ST. (Newark)				
HUNTER	10.55	10.58	11.08	
NORTH ELIZABETH		\$ 11.01		
ELIZABETH	\$ 11.00	\$ 11.04		
SOUTH ELIZABETH	11.01	11.06	11.12	
LINDEN	\$ 11.06	\$ 11.10		
NORTH RAHWAY				
RAHWAY	\$ 11.09	\$ 11.15		
UNION	11.10	11.17	11.16	
AVENEL	\$ 11.13			
EDGAR	\$ 11.15			
WOODBIDGE	\$ 11.18			
GENASOO				
WO	11.23			
PERTH AMBOY	\$ 11.25	MU		
SA	11.27			
SOUTH AMBOY	\$ 11.29			
COLONIA		\$ 11.19		
ISELIN		\$ 11.22		
METUCHEN		\$ 11.26	11.21	
EDISON		\$ 11.30		
NEW BRUNSWICK	MU	\$ 11.34		
COUNTY		11.37	11.27	
ADAMS				
DEANS				
MONMOUTH JOT.				
PLAINSBORO				
PRINCETON JOT.				
TRENTON			11.46	
MORRISVILLE				
LEVITTOWN-TULLYTOWN				
GRUNDY			11.53	
BRISTOL				
CROYDON		Will run		
EDDINGTON	Will not run	Saturday,		
CORNWELLS HEIGHTS	May 30,	Sunday		
ANDALUSIA	July 4,	and		
TORRESDALE	Sept. 4	May 30,		
		July 4,		
		Sept. 4		
(Phila. Region)				
HOLMES			12.08	
NORTH PHILAD'A			12.12	
PHILA. 30th ST.			C 12.21	
SUBURBAN STATION				
Arrive				
	3649 P. M.	3789 P. M.	61 A. M.	

FIRST CLASS

	235	3811	191	781	701
	DAILY	‡DAILY EX. FRI. & SAT.	‡DAILY EX. SAT.		‡DAILY EX. SAT.
	P. M.	P. M.	P. M.	P. M.	P. M.
	\$ 11.05	\$ 11.15	E 11.20	\$ 11.35	\$ 11.35
	11.16	11.26	11.31	11.46	11.46
			E 11.35		\$ 11.48
	\$ 11.20	\$ 11.33	‡ 11.45	\$ 11.50	‡ 11.53
	11.23	11.36	11.48	11.53	11.56
		\$ 11.39			
		\$ 11.44		\$ 11.58	\$ 12.02
	11.27	11.45	11.53	12.00	12.04
		\$ 11.49			
		F 11.51			
		\$ 11.56		\$ 12.06	\$ 12.10
				Z 12.07	Z 12.12
	11.31	11.59	11.58	12.12	12.17
				\$ 12.15	\$ 12.20
				\$ 12.19	\$ 12.23
				12.24	12.28
		MU		\$ 12.26	\$ 12.30
				12.28	12.32
				\$ 12.30	\$ 12.34
		\$ 12.02			
		\$ 12.05			
	11.36	\$ 12.09	12.08		
		\$ 12.13			
	\$ 11.43	\$ 12.18			
	11.46	12.21	12.09		
	11.53	\$ 12.29	12.16		
	\$ 12.00	\$ 12.35	12.21		
		\$ 12.45			
	\$ 12.10		12.30		
	12.19		12.36		
		Will not run May 29, July 3, Sept. 3	Will not run May 29, July 3, Sept. 3	Will run Saturday and May 29, July 3, Sept. 3	Will not run May 29, July 3, Sept. 3
	12.29		12.49		
	D 12.39		E 12.58		
	S 12.49		E 1.12		
	A. M.	A. M.	A. M.	A. M.	A. M.
	235	3811	191	781	701

STATIONS	FIRST CLASS			
	NH-186	172	194	
Arrive	A. M.	A. M.	A. M.	
NEW YORK	\$ 1.25	2.10	E 3.05	
NEW YORK (Hud. Ter.)		\$ 1.50		
JERSEY CITY				
HUDSON		1.38	2.53	
NEWARK		# 1.35	# 2.50	
		\$ 1.29	E 2.41	
SOUTH ST. (Newark)				
HUNTER		1.26	2.38	
NORTH ELIZABETH				
ELIZABETH				
SOUTH ELIZABETH		1.22	2.34	
LINDEN				
NORTH RAHWAY				
RAHWAY				
UNION		1.18	2.30	
AVENEL				
EDGAR				
WOODBIDGE				
GENASCO				
WO.				
PERTH AMBOY				
SA				
SOUTH AMBOY				
COLONIA				
ISELIN				
METUCHEN		1.13	2.25	
EDISON				
NEW BRUNSWICK				
COUNTY		1.07	2.19	
ADAMS				
DEANS				
MONMOUTH JCT.		1.00	2.12	
PLAINSBORO				
PRINCETON JCT.		12.55	2.07	
TRENTON		\$ 12.45	# 1.58	
			E 1.53	
MORRISVILLE				
LEVITTOWN-TULLYTOWN				
GRUNDY		12.35	1.45	
BRISTOL				
CROYDON				
EDDINGTON				
CORNWELLS HEIGHTS				
ANDALUSIA				
TORRESDALE				
(Phila. Region)				
HOLMES		12.25	1.35	
NORTH PHILAD'A		\$ 12.13	E 1.20	
PHILA. 30th ST.		\$ 12.03	E 12.45	
SUBURBAN STATION				
Leave	A. M.	A. M.	A. M.	
	DAILY EX. SUN.	DAILY	# DAILY EX. SUN	
	NH-186	172	194	

FIRST CLASS

	18	3602	3704	3810	3706
	A. M.	A. M.	A. M.	A. M.	A. M.
	E 3.40		\$ 5.35	\$ 5.60	\$ 6.12
	3.27		5.23	5.38	6.00
	% 3.08		\$ 5.20	\$ 5.35	\$ 5.56
	E 2.54				
	2.51		N 5.18		\$ 5.53
			5.17	5.32	5.52
			\$ 5.14		\$ 5.49
			\$ 5.11		\$ 5.46
	2.47		5.09	5.27	5.44
			\$ 5.05		\$ 5.40
			N 5.03		
		\$ 4.55	\$ 5.01		\$ 5.36
	2.43	4.54	4.59	5.22	5.34
		\$ 4.51			
		\$ 4.48			
		4.48			
		\$ 4.40	MU	MU	MU
		4.38			
		\$ 4.36			
			\$ 4.56		\$ 5.31
			\$ 4.54		\$ 5.28
	2.38		\$ 4.50	5.17	\$ 5.24
			N 4.46		\$ 5.20
	E 2.32	MU	\$ 4.42	\$ 5.10	\$ 5.16
	2.28		4.39	5.07	5.13
				\$ 5.04	
				\$ 5.01	
	2.21			\$ 4.58	
				\$ 4.53	
	2.16			\$ 4.50	
	2.07			\$ 4.40	
	2.00				
		Will not run May 30, July 4, Sept. 4		Will not run May 30, July 4, Sept. 4	Will not run May 30, July 4, Sept. 4
	1.50				
	E 1.20				
	A. M.	A. M.	A. M.	A. M.	A. M.
	DAILY EX. MON.	±DAILY EX. SUN.	DAILY	±DAILY EX. SAT. & SUN.	±DAILY EX. SAT. & SUN.
	●18	●3602	●3704	●3810	●3706

STATIONS	FIRST CLASS			
	3812	108	3606	
Arrive	A. M.	A. M.	A. M.	
NEW YORK	\$ 6.20	\$ 6.25	\$ 6.35	
NEW YORK (Hud. Ter.)				
JERSEY CITY				
HUDSON	6.08	6.11	6.28	
NEWARK	\$ 6.08	\$ 6.08	\$ 6.20	
		\$ 6.00		
SOUTH ST. (Newark)	\$ 6.08		\$ 6.18	
HUNTER	6.02	5.57	6.17	
NORTH ELIZABETH	\$ 5.59		\$ 6.14	
ELIZABETH	\$ 5.56		\$ 6.11	
SOUTH ELIZABETH	5.54	5.52	6.08	
LINDEN	\$ 5.50		\$ 6.04	
NORTH RAHWAY	\$ 5.47		\$ 6.01	
RAHWAY	\$ 5.45		\$ 5.99	
UNION	5.43	5.47	5.57	
AVENEL			\$ 5.53	
EDGAR			\$ 5.50	
WOODBIDGE			\$ 5.48	
GENASCO				
WO			5.43	
PERTH AMBOY	MU		\$ 5.40	
SA			5.37	
SOUTH AMBOY			\$ 5.35	
COLONIA	\$ 5.40			
ISELIN	\$ 5.37			
METUCHEN	\$ 5.33	5.40		
EDISON	\$ 5.29			
NEW BRUNSWICK	\$ 5.25		MU	
COUNTY	5.22	5.33		
ADAMS	\$ 5.19			
DEANS	\$ 5.16			
MONMOUTH JCT.	\$ 5.13	5.25		
PLAINSBORO	\$ 5.07			
PRINCETON JCT.	\$ 5.04	5.20		
TRENTON	\$ 4.54	\$ 5.10		
MORRISVILLE				
LEVITTOWN-TULLYTOWN				
GRUNDY		5.00		
BRISTOL				
CROYDON				
EDDINGTON				
CORNWELLS HEIGHTS				
ANDALUSIA				
TORRESDALE				
(Phila. Region)				
HOLMES		4.50		
NORTH PHILAD'A		\$ 4.40		
PHILA. 30th ST.		\$ 4.25		
SUBURBAN STATION				
Leave	A. M.	A. M.	A. M.	
	SAT. ONLY	DAILY	±DAILY EX. SAT. & SUN.	
	●3812	◇108	●3606	

FIRST CLASS

	190	502	22	702	760
	A. M.	A. M.	A. M.	A. M.	A. M.
	E 6.45		S 6.55	S 6.40	S 6.52
	6.32		6.36	6.28	6.40
	6.28		6.33	S 6.25	S 6.37
	E 6.10		D 6.20		
	6.07		6.17	6.21	6.33
					S 6.30
	6.03		6.13	6.17	S 6.27
					6.25
					S 6.21
	5.59		6.09	6.11	S 6.17
				Z 6.05	6.15
					Z 6.10
					S 6.07
		Will not run May 30, July 4, Sept. 4			S 6.04
				5.57	5.59
		MU			S 5.56
				5.54	5.54
				S 5.52	S 5.52
	5.54		6.03		
	5.48		5.57		
	5.41		5.50		
	5.38		5.45		
	# 5.27		5.35		
	E 5.19	S 5.38	D 5.28		
		S 5.31			
	5.11		5.20		
		S 5.24			
		S 5.19			
		S 5.13			
		S 5.09			
				Will not run May 30, July 4, Sept. 4	
	5.01	5.05	5.10		
	4.50	S 4.53	D 4.45		
	E 4.32	S 4.43			
		S 4.35			
	A. M.	A. M.	A. M.	A. M.	A. M.
	DAILY	±DAILY EX. SAT. & SUN.	DAILY	±DAILY EX. SAT. & SUN.	SAT. ONLY
	190	502	22	●702	●760

STATIONS	FIRST CLASS			
	60	3710	3608	
Arrive	A. M.	A. M.	A. M.	
NEW YORK	\$ 6.50		\$ 7.05	
NEW YORK (Hud. Ter.)		\$ 7.05		
JERSEY CITY		\$ 6.58		
HUDSON	6.36	6.47	6.53	
NEWARK	6.32	\$ 6.44	\$ 6.50	
SOUTH ST. (Newark)			\$ 6.47	
HUNTER	6.28	6.41	6.46	
NORTH ELIZABETH			\$ 6.43	
ELIZABETH		\$ 6.36	\$ 6.40	
SOUTH ELIZABETH	6.24	6.34	6.38	
LINDEN		\$ 6.30	\$ 6.34	
NORTH RAHWAY				
RAHWAY		\$ 6.26	\$ 6.31	
UNION	6.20	6.24	6.29	
AVENEL				
EDGAR				
WOODBIDGE			\$ 6.23	
GENASCO				
WO			6.18	
PERTH AMBOY		MU	\$ 6.15	
SA			6.12	
SOUTH AMBOY			\$ 6.10	
COLONIA		\$ 6.21		
ISELIN		\$ 6.18		
METUCHEN	6.14	\$ 6.14		
EDISON		\$ 6.10		
NEW BRUNSWICK		\$ 6.06	MU	
COUNTY	6.07	6.02		
ADAMS				
DEANS				
MONMOUTH JCT.	5.59			
PLAINSBORO				
PRINCETON JCT.	5.54			
TRENTON	\$ 5.44			
MORRISVILLE				
LEVITTOWN-TULLYTOWN				
GRUNDY	5.35			
BRISTOL				
CROYDON	Will not run			
EDDINGTON	May 29,	Will not run	Will not run	
CORNWELLS HEIGHTS	May 30,	May 30,	May 30,	
ANDALUSIA	July 3,	July 4,	July 4,	
TORRESDALE	July 4,	Sept. 4	Sept. 4	
	Sept. 4			
(Phila. Region)				
HOLMES	5.25			
NORTH PHILAD'A	D 5.15			
PHILA. 30th ST.	D 5.02			
SUBURBAN STATION				
Leave	A. M.	A. M.	A. M.	
	±DAILY EX. SUN.	±DAILY EX. SAT. & SUN.	±DAILY EX. SAT. & SUN.	
	●60	●3710	●3608	

FIRST CLASS

[illegible]

STATIONS	FIRST CLASS			
	3904	704	254	
Arrive	A. M.	A. M.	A. M.	
NEW YORK	\$ 7.37		\$ 7.29	
NEW YORK (Hud. Ter.)		\$ 7.36		
JERSEY CITY		\$ 7.29		
HUDSON	7.25	7.18	7.17	
NEWARK	\$ 7.22	\$ 7.15	\$ 7.14	
SOUTH ST. (Newark)	\$ 7.19			
HUNTER	7.18	7.10	7.10	
NORTH ELIZABETH	\$ 7.15			
ELIZABETH	\$ 7.12			
SOUTH ELIZABETH	7.10	7.05	7.05	
LINDEN	\$ 7.06			
NORTH RAHWAY	\$ 7.03			
RAHWAY	\$ 7.01			
UNION	6.57	6.58	7.02	
AVENEL				
EDGAR				
WOODBIDGE				
GENASOO				
WO		6.49		
PERTH AMBOY	MU			
SA		6.46		
SOUTH AMBOY		\$ 6.43		
COLONIA				
ISELIN				
METUCHEN			6.56	
EDISON				
NEW BRUNSWICK			\$ 6.48	
COUNTY			6.45	
ADAMS				
DEANS				
MONMOUTH JOT			6.38	
PLAINSBORO				
PRINCETON JOT			\$ 6.31	
TRENTON			\$ 6.21	
MORRISVILLE				
LEVITTOWN-TULLYTOWN				
GRUNDY			6.10	
BRISTOL				
CROYDON	Will not run	Will not run	Will not run	
EDDINGTON	May 30,	May 30,	May 30,	
CORNWELLS HEIGHTS	July 4,	July 4,	July 4,	
ANDALUSIA	Sept. 4	Sept. 4	Sept. 4	
TORRESDALE				
(Phila. Region)				
HOLMES			6.00	
NORTH PHILAD'A			\$ 5.50	
PHILA. 30th ST.			\$ 5.40	
SUBURBAN STATION				
Leave	A. M.	A. M.	A. M.	
	±DAILY EX. SAT. & SUN.	±DAILY EX. SAT. & SUN.	±DAILY EX. SAT. & SUN.	
	●3904	●704	●254	

FIRST CLASS

	504	3716	706	762	3720
	A. M.	A. M.	A. M.	A. M.	A. M.
		\$ 7.33	\$ 7.42	\$ 7.58	\$ 8.02
					\$ 7.55
		7.21	7.30	7.46	7.47
		\$ 7.18	\$ 7.27	\$ 7.43	\$ 7.42
					\$ 7.40
		7.15	7.23	7.39	7.39
					\$ 7.36
			\$ 7.18	\$ 7.34	\$ 7.33
		7.10	7.16	7.32	7.31
					\$ 7.27
					\$ 7.24
				\$ 7.25	\$ 7.22
		7.05	7.10	7.22	7.20
			Z 7.04	Z 7.17	
	Will not run May 30, July 4, Sept. 4			\$ 7.12	
	MU	MU	\$ 6.56 \$ 6.53 \$ 6.50	7.07 \$ 7.04 7.01 \$ 6.59	MU
					\$ 7.16
		\$ 6.59			\$ 7.13
					\$ 7.09
		\$ 6.50 6.47			\$ 7.02
					6.58
	\$ 6.32				
	\$ 6.25				
	\$ 6.19				
	\$ 6.15	Will not run May 30, July 4, Sept. 4	Will not run May 30, July 4, Sept. 4		Will not run May 30, July 4, Sept. 4
	\$ 6.09				
	\$ 6.05				
	\$ 6.02				
	\$ 5.46				
	\$ 5.37				
	\$ 5.34				
	A. M.	A. M.	A. M.	A. M.	A. M.
	± DAILY EX. SAT. & SUN.	± DAILY EX. SAT. & SUN.	± DAILY EX. SAT. & SUN.	SAT. ONLY	± DAILY EX. SAT. & SUN.
	●504	●3716	●706	●762	●3720

STATIONS	FIRST CLASS			
	200	3618	4244	
Arrive	A. M.	A. M.	A. M.	
NEW YORK	\$ 7.50		\$ 8.05	
NEW YORK (Hud. Ter.)		\$ 8.07		
JERSEY CITY		\$ 8.00		
HUDSON	7.38	7.50	7.53	
NEWARK	\$ 7.35	\$ 7.47	\$ 7.50	
SOUTH ST. (Newark)		\$ 7.45		
HUNTER	7.31	7.44	7.46	
NORTH ELIZABETH		\$ 7.41	\$ 7.43	
ELIZABETH		\$ 7.38	\$ 7.40	
SOUTH ELIZABETH	7.26	7.36	7.38	
LINDEN		\$ 7.32	\$ 7.34	
NORTH RAHWAY		\$ 7.29		
RAHWAY	\$ 7.20	\$ 7.27	\$ 7.30	
UNION	7.18	7.25	7.28	
AVENEL		\$ 7.22		
EDGAR		\$ 7.18		
WOODBIDGE		\$ 7.16		
GENASCO				
WO.		7.11		
PERTH AMBOY	Will not run	\$ 7.08	MU	
SA	May 30,	7.06		
SOUTH AMBOY	July 4,	\$ 7.04		
	Sept. 4			
COLONIA				
ISELIN			\$ 7.24	
METUCHEN	G 7.13		\$ 7.20	
EDISON				
NEW BRUNSWICK	G 7.06	MU	\$ 7.13	
COUNTY	7.04		7.10	
ADAMS				
DEANS				
MONMOUTH JOT.	6.56			
PLAINSBORO				
PRINCETON JOT.	\$ 6.50			
TRENTON	\$ 6.40			
MORRISVILLE				
LEVITTOWN-TULLYTOWN				
GRUNDY				
BRISTOL	\$ 6.29			
CROYDON		Will not run	Will run	
EDDINGTON		May 30,	Sunday	
CORNWELLS HEIGHTS		July 4,	and	
ANDALUSIA		Sept. 4	May 30,	
TORRESDALE			July 4,	
			Sept. 4	
(Phila. Region)				
HOLMES	6.19			
NORTH PHILAD'A	\$ 6.09			
PHILA. 30th ST.	\$ 6.00			
SUBURBAN STATION				
Leave	A. M.	A. M.	A. M.	
	±DAILY EX. SUN.	±DAILY EX. SAT. & SUN.		
	●200	●3618	●4244	

FIRST CLASS

	3820	118	708	4	710
	A. M.	A. M.	A. M.	A. M.	A. M.
	\$ 8.10	\$ 8.00	\$ 8.05	\$ 8.15	\$ 8.28
					\$ 8.20
	7.58	7.47	7.53	8.03	8.09
	\$ 7.55	D 7.44	\$ 7.50	8.00	\$ 8.06
				D 7.52	
	\$ 7.53				
	7.52	7.40	7.46	7.50	8.02
	\$ 7.49				
	\$ 7.46		\$ 7.41		
	7.44	7.36	7.39	7.46	7.57
	\$ 7.38				
	7.36	7.32	7.33	7.41	7.51
			Z 7.27		
			7.19		7.48
	MU		7.16		7.40
	\$ 7.29	7.26		7.35	
	\$ 7.22				
	7.19	7.20		7.29	
	\$ 7.11	7.12		7.22	
	\$ 7.04	7.06		7.17	
	\$ 6.53	D 6.56		D 7.07	
		6.45		6.55	
	Will not run May 30, July 4, Sept. 4		Will not run May 30, July 4, Sept. 4		Will not run May 30, July 4, Sept. 4
		6.35		6.45	
		D 6.25		D 6.29	
		D 6.15			
	A. M.	A. M.	A. M.	A. M.	A. M.
	±DAILY EX. SAT. & SUN.	DAILY	±DAILY EX. SAT. & SUN.	DAILY	±DAILY EX. SAT. & SUN.
	●3820	●118	●708	4	●710

STATIONS	FIRST CLASS			
	3822	28	202	
Arrive	A. M.	A. M.	A. M.	
NEW YORK	\$ 8.35	\$ 8.30	\$ 8.84	
NEW YORK (Hud. Ter.)				
JERSEY CITY				
HUDSON	8.23	8.18	8.22	
NEWARK	\$ 8.20	D 8.15	\$ 8.19	
SOUTH ST. (Newark)	\$ 8.17			
HUNTER	8.16	8.11	8.15	
NORTH ELIZABETH	\$ 8.13			
ELIZABETH	\$ 8.10			
SOUTH ELIZABETH	8.08	8.07	8.11	
LINDEN	\$ 8.04			
NORTH RAHWAY				
RAHWAY	\$ 8.01			
UNION	7.59	8.03	8.07	
AVENEL				
EDGAR				
WOODBIDGE				
GENASCO				
WO.				
PERTH AMBOY	MU			
SA				
SOUTH AMBOY				
COLONIA				
ISELIN				
METUCHEN	\$ 7.53	7.53	8.02	
EDISON				
NEW BRUNSWICK	\$ 7.47			
COUNTY	7.44	7.52	7.56	
ADAMS				
DEANS				
MONMOUTH JCT.	\$ 7.36			
PLAINSBORO				
PRINCETON JOT.	\$ 7.29			
TRENTON	\$ 7.19	7.33	7.37	
MORRISVILLE				
LEVITTOWN-TULLYTOWN				
GRUNDY		7.26	7.30	
BRISTOL				
CROYDON				
EDDINGTON				
CORNWELLS HEIGHTS				
ANDALUSIA				
TORRESDALE				
(Phila. Region)				
HOLMES		7.16	7.20	
NORTH PHILAD'A		D 7.03	\$ 7.10	
PHILA. 30th ST.			\$ 7.00	
SUBURBAN STATION				
Leave	A. M.	A. M.	A. M.	
	SAT. ONLY	DAILY	#DAILY EX. SAT. & SUN.	
	3822	28	202	

FIRST CLASS

	3912	712	4202	256	764
	A. M.	A. M.	A. M.	A. M.	A. M.
	\$ 8.45	\$ 8.40	\$ 8.55	\$ 8.55	\$ 9.00
	8.33	8.28	8.43	8.41	8.48
	\$ 8.30	\$ 8.25	\$ 8.40	\$ 8.38	\$ 8.45
	8.27	8.21	8.37	8.33	8.42
	\$ 8.24				
	\$ 8.21		\$ 8.32		\$ 8.37
	8.19	8.16	8.30	8.29	8.35
	\$ 8.15		\$ 8.26		
	\$ 8.13				
	\$ 8.11		\$ 8.23		
	8.08	8.10	8.21	8.24	8.28
		Z 8.05			Z 8.28
					\$ 8.18
		7.56			8.18
	MU		MU		\$ 8.10
		7.58			8.08
		\$ 7.51			\$ 8.06
			\$ 8.15	M 8.18	
			\$ 8.08	\$ 8.11	
			8.05	8.08	
			\$ 7.57	8.01	
			\$ 7.50	\$ 7.55	
			\$ 7.40	\$ 7.45	
				7.35	
	Will not run May 30, July 4, Sept. 4	Will not run May 30, July 4, Sept. 4	Will run Sunday and May 30, July 4, Sept. 4	Will not run May 30, July 4, Sept. 4	
				7.25	
				\$ 7.15	
				\$ 7.05	
	A. M.	A. M.	A. M.	A. M.	A. M.
	‡DAILY EX. SAT & SUN.	‡DAILY EX. SAT. & SUN.		‡DAILY EX. SUN.	SAT. ONLY
	●3912	●712	●4202	◇256	●764

HOLMES TO NEW YORK

STATIONS	FIRST CLASS			
	48	3622	30	
Arrive	A. M.	A. M.	A. M.	
NEW YORK	\$ 8.50	\$ 9.10	\$ 9.05	
NEW YORK (Hud. Ter.)				
JERSEY CITY				
HUDSON	8.39	8.58	8.53	
NEWARK	D 8.36	\$ 8.55	D 8.50	
SOUTH ST. (Newark)				
HUNTER	8.33	8.52	8.46	
NORTH ELIZABETH		\$ 8.49		
ELIZABETH		\$ 8.46		
SOUTH ELIZABETH	8.29	8.44	8.42	
LINDEN		\$ 8.40		
NORTH RAHWAY				
RAHWAY		\$ 8.36		
UNION	8.26	8.34	8.38	
AVENEL		\$ 8.31		
EDGAR				
WOODBIDGE		\$ 8.28		
GENASCO				
WO		8.23		
PERTH AMBOY		\$ 8.20		
SA		8.18		
SOUTH AMBOY		\$ 8.16		
COLONIA				
ISELIN				
METUCHEN	8.19		8.33	
EDISON				
NEW BRUNSWICK		MU		
COUNTY	8.18		8.27	
ADAMS				
DEANS				
MONMOUTH JCT.	8.08			
PLAINSBORO				
PRINCETON JCT.	8.00			
TRENTON	D 7.50		8.08	
MORRISVILLE				
LEVITTOWN-TULLYTOWN				
GRUNDY	7.40		8.01	
BRISTOL				
CROYDON				
EDDINGTON		Will not run		
CORNWELLS HEIGHTS		May 30,		
ANDALUSIA		July 4,		
TORRESDALE		Sept. 4		
(Phila. Region)				
HOLMES	7.30		7.51	
NORTH PHILAD'A	D 7.17		D 7.38	
PHILA. 30th ST.				
SUBURBAN STATION				
Leave	A. M.	A. M.	A. M.	
	DAILY	DAILY EX.	DAILY	
	◇48	SAT. & SUN.	◇30	
		●3622		

STATIONS	FIRST CLASS			
	280	204	120	
Arrive	A. M.	A. M.	A. M.	
NEW YORK	\$ 9.45	\$ 9.45	\$ 9.50	
NEW YORK (Hud. Ter.)				
JERSEY CITY				
HUDSON	9.33	9.33	9.37	
NEWARK	\$ 9.30	\$ 9.30	\$ 9.35	
SOUTH ST. (Newark)				
HUNTER	9.27	9.26	9.32	
NORTH ELIZABETH				
ELIZABETH	\$ 9.22			
SOUTH ELIZABETH	9.20	9.22	9.28	
LINDEN				
NORTH RAHWAY				
RAHWAY	\$ 9.14			
UNION	9.12	9.18	9.24	
AVENEL				
EDGAR				
WOODBIDGE				
GENASCO				
WO.				
PERTH AMBOY				
SA				
SOUTH AMBOY				
COLONIA				
ISELIN				
METUCHEN	\$ 9.06	9.13	9.19	
EDISON				
NEW BRUNSWICK	\$ 8.59	\$ 9.06		
COUNTY	8.56	9.03	9.13	
ADAMS				
DEANS				
MONMOUTH JOT.	8.49	8.56		
PLAINSBORO				
PRINCETON JOT.	\$ 8.43	\$ 8.50		
TRENTON	\$ 8.33	\$ 8.40	8.53	
MORRISVILLE				
LEVITTOWN-TULLYTOWN	\$ 8.26			
GRUNDY		8.30	8.45	
BRISTOL	\$ 8.20			
CROYDON				
EDDINGTON		Will not run May 30, July 4, Sept. 4		
CORNWELLS HEIGHTS				
ANDALUSIA				
TORRESDALE				
(Phila. Region)				
HOLMES	8.10	8.20	8.35	
NORTH PHILAD'A	\$ 8.00	\$ 8.10	\$ 8.25	
PHILA. 30th ST.	\$ 7.50	\$ 8.00	\$ 8.15	
SUBURBAN STATION				
Leave	A. M.	A. M.	A. M.	
	●280	±DAILY EX. SUN. ●204	DAILY ◇120	

FIRST CLASS

	3916	NH-188	714	3918	750
	A. M.	A. M.	A. M.	A. M.	A. M.
	\$ 10.00	\$ 10.00	\$ 10.15	\$ 10.30	\$ 10.85
	9.48		10.03	10.18	10.28
	\$ 9.45		\$ 10.00	\$ 10.15	\$ 10.20
	9.42		9.56	10.12	10.16
	\$ 9.37		\$ 9.51	\$ 10.09	\$ 10.11
	9.35		9.49	10.04	10.09
	\$ 9.31			\$ 10.00	
	\$ 9.27		\$ 9.43	\$ 9.57	
	9.25		9.41	9.53	10.01
			Z 9.36		Z 9.56
			\$ 9.31		\$ 9.51
			9.26		9.46
	MU		\$ 9.23		\$ 9.43
			9.21		9.40
			\$ 9.19		\$ 9.38
				MU	
	Will not run May 30, July 4, Sept. 4		Will not run May 30, July 4, Sept. 4	Will not run May 30, July 4, Sept. 4	Will run Sunday and May 30, July 4, Sept. 4
	A. M.	A. M.	A. M.	A. M.	A. M.
	‡DAILY EX. SAT. & SUN.	DAILY	‡DAILY EX. SUN.	‡DAILY EX. SAT. & SUN.	
	●3916	NH-188	●714	●3918	●750

STATIONS	FIRST CLASS			
	3824	3728	114	
Arrive	A. M.	A. M.	A. M.	
NEW YORK	\$ 10.55	\$ 10.37	\$ 10.25	
NEW YORK (Hud. Ter.)				
JERSEY CITY				
HUDSON	10.43	10.25	10.13	
NEWARK	% 10.40 \$ 10.34	\$ 10.22	D 10.10	
SOUTH ST. (Newark)				
HUNTER	10.31	10.19	10.07	
NORTH ELIZABETH	\$ 10.28			
ELIZABETH	\$ 10.25	\$ 10.14		
SOUTH ELIZABETH	10.20	10.12	10.03	
LINDEN	\$ 10.15	\$ 10.08		
NORTH RAHWAY				
RAHWAY	\$ 10.08	\$ 10.04		
UNION	10.02	10.02	9.59	
AVENEL	MU			
EDGAR				
WOODBIDGE				
GENASCO				
WO				
PERTH AMBOY		MU		
SA				
SOUTH AMBOY				
COLONIA	F 10.00	F 9.59		
ISELIN	\$ 9.58	\$ 9.57		
METUCHEN	\$ 9.54	\$ 9.53	9.53	
EDISON	E 9.42	\$ 9.49		
NEW BRUNSWICK	\$ 9.39	\$ 9.45		
COUNTY	9.24	9.42	9.47	
ADAMS	\$ 9.20			
DEANS				
MONMOUTH JOT	\$ 9.14		9.39	
PLAINSBORO				
PRINCETON JOT	\$ 9.08		9.34	
TRENTON	\$ 8.58		D 9.24	
MORRISVILLE				
LEVITTOWN-TULLYTOWN				
GRUNDY			9.15	
BRISTOL				
OROYDON				
EDDINGTON		Will not run May 30, July 4, Sept. 4		
CORNWELLS HEIGHTS				
ANDALUSIA				
TORRESDALE				
(Phila. Region)				
HOLMES			9.05	
NORTH PHILAD'A			\$ 8.55	
PHILA. 80th ST.			\$ 8.45	
SUBURBAN STATION				
Leave	A. M.	A. M.	A. M.	
	SAT. ONLY 3824	± DAILY EX. SAT. & SUN. 3728	DAILY 114	

FIRST CLASS

	3826	206	104	532	3922
	A. M.	A. M.	A. M.	A. M.	A. M.
	E 11.58	\$ 10.41	\$ 10.45		\$ 11.25
	11.45	10.29	10.33		11.13
	11.42	\$ 10.26	D 10.30		\$ 11.10
	E 11.27				\$ 11.07
	11.25	10.23	10.27		11.06
	E 11.20				\$ 11.03
	11.16	10.19	10.23		\$ 11.00
	E 11.12				10.58
	E 11.04				\$ 10.54
	10.59	10.15	10.19		\$ 10.51
	10.48				\$ 10.49
					10.47
				Will not run May 30, July 4, Sept. 4	
				MU	MU
	E 10.44				
	E 10.39	10.10	10.13		
	E 10.24				
	E 10.19	\$ 10.04			
	10.03	10.01	10.07		
	E 9.51	9.54	9.59		
	E 9.44				
	E 9.37	9.48	9.53		
	E 9.25	\$ 9.37	D 9.43		
		9.29	9.35	9.54	
				\$ 9.51	
	Will not run May 30, July 4, Sept. 4	Will not run May 30, July 4, Sept. 4		\$ 9.47	Will not run May 30, July 4, Sept. 4
				\$ 9.43	
				\$ 9.39	
		9.19	9.25	\$ 9.35	
	\$ 9.09	\$ 9.15	\$ 9.22		
	\$ 9.00	\$ 9.05	\$ 9.13		
			\$ 9.10		
	A. M.	A. M.	A. M.	A. M.	A. M.
	‡DAILY EX. SAT. & SUN.	‡DAILY EX. SUN.	DAILY	‡DAILY EX. SAT. & SUN.	‡DAILY EX. SAT. & SUN.
	3826	●206	✕104	●532	●3922

HOLMES TO NEW YORK

STATIONS	FIRST CLASS			
	126	3730	100	
Arrive	A. M.	A. M.	A. M.	
NEW YORK	\$ 11.20	\$ 11.38	\$ 11.50	
NEW YORK (Hud. Ter.)				
JERSEY CITY				
HUDSON	11.07	11.21	11.36	
NEWARK	D 11.04	\$ 11.18	D 11.38	
SOUTH ST. (Newark)				
HUNTER	11.01	11.15	11.29	
NORTH ELIZABETH				
ELIZABETH		\$ 11.10		
SOUTH ELIZABETH	10.57	11.08	11.25	
LINDEN		\$ 11.04		
NORTH RAHWAY				
RAHWAY		\$ 11.00		
UNION	10.53	10.58	11.21	
AVENEL				
EDGAR				
WOODBIDGE				
GENASCO				
WO				
PERTH AMBOY		MU		
SA				
SOUTH AMBOY				
COLONIA		G 10.56		
ISELIN				
METUCHEN	10.48	\$ 10.52	11.16	
EDISON				
NEW BRUNSWICK		\$ 10.46		
COUNTY	10.42	10.43	11.10	
ADAMS				
DEANS				
MONMOUTH JOT.			11.03	
PLAINSBORO				
PRINCETON JOT.			10.58	
TRENTON	\$ 10.20		D 10.48	
MORRISVILLE				
LEVITTOWN-TULLYTOWN				
GRUNDY	10.12		10.39	
BRISTOL				
CROYDON		Will not run May 30, July 4, Sept. 4		
EDDINGTON				
CORNWELLS HEIGHTS				
ANDALUSIA				
TORRESDALE				
(Phila. Region)				
HOLMES	10.02		10.29	
NORTH PHILAD'A	\$ 9.52		\$ 10.19	
PHILA. 30th ST.	\$ 9.43		\$ 10.09	
SUBURBAN STATION				
Leave	A. M.	A. M.	A. M.	
	DAILY	\$DAILY EX. SUN.	DAILY	
	●126	●3730	◇100	

EASTWARD

79

FIRST CLASS

		3626	3828	3924	4246
		A. M.	P. M.	P. M.	P. M.
			\$ 12.17	\$ 12.25	\$ 12.35
			12.05	12.13	12.23
			\$ 12.02	\$ 12.10	\$ 12.20
			11.58	12.07	12.16
			G 11.55		\$ 12.13
			\$ 11.53	\$ 12.02	\$ 12.10
			11.51	12.00	12.08
			\$ 11.47	\$ 11.56	\$ 12.04
				\$ 11.53	
		\$ 11.85	\$ 11.43	\$ 11.51	\$ 12.00
		11.83	11.41	11.48	11.58
		\$ 11.80			
		\$ 11.28			
		\$ 11.26			
		11.21			
		\$ 11.18	MU	MU	MU
		11.16			
		\$ 11.14			
			G 11.37		\$ 11.54
			\$ 11.34		\$ 11.50
			G 11.30		
		MU	\$ 11.27		\$ 11.43
			11.24		11.40
			11.16		
			\$ 11.10		
			\$ 11.00		
			Will not run May 30, July 4, Sept. 4	Will not run May 30, July 4, Sept. 4	Will run Sunday and May 30, July 4, Sept. 4
		A. M.	A. M.	A. M.	A. M.
		SAT. ONLY	DAILY EX. SUN.	DAILY EX. SAT. & SUN.	
		●3626	●3828	●3924	●4246

STATIONS	FIRST CLASS			
	210	174	3736	
Arrive	P. M.	P. M.	P. M.	
NEW YORK		1.05		
NEW YORK (Hud. Ter.)	\$ 12.40	\$ 12.45	\$ 1.00	
JERSEY CITY				
HUDSON	12.28	12.33	12.48	
NEWARK	\$ 12.25	\$ 12.30	\$ 12.45	
SOUTH ST. (Newark)				
HUNTER	12.22	12.26	12.42	
NORTH ELIZABETH				
ELIZABETH			\$ 12.37	
SOUTH ELIZABETH	12.18	12.22	12.35	
LINDEN			\$ 12.31	
NORTH RAHWAY				
RAHWAY			\$ 12.28	
UNION	12.14	12.18	12.26	
AVENEL				
EDGAR				
WOODBIDGE				
GENASCO				
WO				
PERTH AMBOY			MU	
SA				
SOUTH AMBOY				
COLONIA				
ISELIN			\$ 12.22	
METUCHEN	12.09	12.13	\$ 12.18	
EDISON				
NEW BRUNSWICK	R 12.05		\$ 12.12	
COUNTY	12.03	12.07	12.09	
ADAMS				
DEANS				
MONMOUTH JCT.	11.56			
PLAINSBORO				
PRINCETON JCT.	\$ 11.49			
TRENTON	\$ 11.39	\$ 11.46		
MORRISVILLE				
LEVITTOWN-TULLYTOWN				
GRUNDY	11.30	11.38		
BRISTOL				
OROYDON				
EDDINGTON				
CORNWELLS HEIGHTS				
ANDALUSIA				
TORRESDALE				
(Phila. Region)				
HOLMES	11.20	11.28		
NORTH PHILAD'A	\$ 11.10	\$ 11.18		
PHILA. 30th ST.	\$ 11.00	\$ 11.09		
SUBURBAN STATION				
Leave	A. M.	A. M.	P. M.	
	DAILY	DAILY	±DAILY EX.	
	●210	●174	SAT. & SUN.	
			●3736	

FIRST CLASS

	534	50	3738	148	3926
	P. M.	P. M.	P. M.	P. M.	P. M.
		\$ 1.35	\$ 1.38	\$ 1.30	\$ 1.50
		1.23	1.26	1.18	1.38
		1.10	\$ 1.23	P 1.15	\$ 1.35
		D 12.55			
		12.53	1.18	1.11	1.32
			\$ 1.13		\$ 1.27
		12.49	1.10	1.07	1.25
			\$ 1.06		\$ 1.21
			\$ 1.02		\$ 1.18
		12.45	12.59	1.02	\$ 1.16
					1.13
	Will not run May 30, July 4, Sept. 4				
	MU		MU		MU
			\$ 12.55		
		12.40	\$ 12.51	12.57	
			\$ 12.43		
		12.34	12.38	12.51	
		12.27		12.44	
		12.22		12.39	
		12.12		P 12.29	
		D 12.08			
	12.08	12.00		12.21	
	\$ 12.05				
	\$ 12.01		Will not run May 30, July 4, Sept. 4		Will not run May 30, July 4, Sept. 4
	\$ 11.57				
	\$ 11.53				
	\$ 11.49	11.50		12.11	
	\$ 11.35	D 11.25		P 12.01	
	\$ 11.26			P 11.51	
	\$ 11.23				
	A. M.	A. M.	P. M.	A. M.	P. M.
	±DAILY EX. SAT. & SUN.	DAILY	±DAILY EX. SAT. & SUN.	DAILY	±DAILY EX. SAT. & SUN.
	●534	50	3738	●148	●3926

STATIONS	FIRST CLASS			
	212	3740	718	
Arrive	P. M.	P. M.	P. M.	
NEW YORK	\$ 1.47	\$ 2.05	\$ 2.15	
NEW YORK (Hud. Ter.)				
JERSEY CITY				
HUDSON	1.35	1.53	2.03	
NEWARK	\$ 1.29	\$ 1.50	\$ 2.00	
SOUTH ST. (Newark)				
HUNTER	1.25	1.47	1.57	
NORTH ELIZABETH		R 1.44		
ELIZABETH		\$ 1.42	\$ 1.52	
SOUTH ELIZABETH	1.21	1.40	1.50	
LINDEN		\$ 1.36		
NORTH RAHWAY				
RAHWAY		\$ 1.32	\$ 1.44	
UNION	1.17	1.29	1.43	
AVENEL			Z 1.38	
EDGAR				
WOODBIDGE			\$ 1.33	
GENASCO				
WO.			1.28	
PERTH AMBOY		MU	\$ 1.25	
SA			1.22	
SOUTH AMBOY			\$ 1.20	
COLONIA				
ISELIN		Q 1.25		
METUCHEN	1.12	\$ 1.22		
EDISON				
NEW BRUNSWICK	N 1.05	\$ 1.15		
COUNTY	1.02	1.09		
ADAMS				
DEANS				
MONMOUTH JOT.	12.55			
PLAINSBORO				
PRINCETON JOT.	N 12.49			
TRENTON	\$ 12.39			
MORRISVILLE				
LEVITTOWN-TULLYTOWN				
GRUNDY	12.30			
BRISTOL				
OROYDON				
EDDINGTON				
CORNWELLS HEIGHTS				
ANDALUSIA				
TORRESDALE				
(Phila. Region)				
HOLMES	12.20			
NORTH PHILAD'A	\$ 12.10			
PHILA. 30th ST.	\$ 12.00			
SUBURBAN STATION				
Leave	NOON	P. M.	P. M.	
	DAILY	DAILY	‡DAILY	
	●212	●3740	EX. SUN. 718	

Will not run
May 30,
July 4,
Sept. 4

FIRST CLASS

	3742	782	180	3928	3744
	P. M.	P. M.	P. M.	P. M.	P. M.
	\$ 2.30	\$ 2.40	\$ 2.35	\$ 2.48	\$ 3.05
	2.18	2.28	2.23	2.36	2.58
	\$ 2.15	\$ 2.25	\$ 2.20	\$ 2.33	\$ 2.50
	2.12	2.22	2.17	2.30	2.47
	\$ 2.07	\$ 2.17		\$ 2.25	\$ 2.41
	2.06	2.15	2.13	2.23	2.39
	\$ 2.01			\$ 2.19	\$ 2.35
	\$ 1.58	\$ 2.09		\$ 2.16	\$ 2.38
	1.56	2.07	2.09	\$ 2.14	\$ 2.31
		Z 2.02		2.10	2.29
		\$ 1.57			
		1.52			
	MU	\$ 1.49		MU	MU
		1.47			
		\$ 1.45			
	\$ 1.52				\$ 2.25
	\$ 1.48		2.04		\$ 2.21
	\$ 1.41				\$ 2.17
	1.36		1.58		\$ 2.13
					2.10
			\$ 1.37		
			1.29		
	Will not run May 30, July 4, Sept. 4	Will run Sunday and May 30, July 4, Sept. 4		Will not run May 30, July 4, Sept. 4	Will not run May 30, July 4, Sept. 4
			1.19		
			\$ 1.09		
			\$ 1.00		
	P. M.	P. M.	P. M.	P. M.	P. M.
	†DAILY EX. SAT. & SUN.		DAILY	†DAILY EX. SAT. & SUN.	†DAILY EX. SAT. & SUN.
	●3742	●782	●180	●3928	3744

STATIONS	FIRST CLASS			
	3830	512	4250	
Arrive	P. M.	P. M.	P. M.	
NEW YORK	\$ 3.05		\$ 3.25	
NEW YORK (Hud. Ter.)				
JERSEY CITY				
HUDSON	2.53		3.13	
NEWARK	\$ 2.50		\$ 3.10	
SOUTH ST. (Newark)				
HUNTER	2.47		3.07	
NORTH ELIZABETH	\$ 2.43		\$ 3.04	
ELIZABETH	\$ 2.40		\$ 3.01	
SOUTH ELIZABETH	2.38		2.59	
LINDEN	\$ 2.34		\$ 2.55	
NORTH RAHWAY				
RAHWAY	\$ 2.30		\$ 2.51	
UNION	2.28		2.49	
AVENEL				
EDGAR		Will not run		
WOODBIDGE		May 30,		
GENASCO		July 4,		
		Sept. 4		
WO.				
PERTH AMBOY	MU	MU	MU	
SA				
SOUTH AMBOY				
COLONIA				
ISELIN			\$ 2.45	
METUCHEN	\$ 2.21		\$ 2.41	
EDISON			F 2.37	
NEW BRUNSWICK	\$ 2.14		\$ 2.33	
COUNTY	2.11		2.29	
ADAMS				
DEANS				
MONMOUTH JCT.	\$ 2.03			
PLAINSBORO				
PRINCETON JCT.	\$ 1.56			
TRENTON	\$ 1.45			
MORRISVILLE		\$ 2.48		
LEVITTOWN-TULLYTOWN		\$ 2.41		
GRUNDY				
BRISTOL		\$ 2.35		
CROYDON		\$ 2.31		
EDDINGTON			Will run	
CORNWELLS HEIGHTS		\$ 2.26	Sunday	
ANDALUSIA			and	
TORRESDALE		\$ 2.21	May 30,	
			July 4,	
			Sept. 4	
(Phila. Region)				
HOLMES		F 2.17		
NORTH PHILAD'A		\$ 2.03		
PHILA. 30th ST.		\$ 1.53		
SUBURBAN STATION		\$ 1.50		
Leave	P. M.	P. M.	P. M.	
	SAT. ONLY	‡DAILY EX. SUN.		
	●3830	●512	●4250	

FIRST CLASS

	3746	720	3748	132	3832
	P. M.	P. M.	P. M.	P. M.	P. M.
	\$ 3.30	\$ 3.46	\$ 4.00	\$ 4.10	\$ 4.22
	8.18	3.84	3.48	3.58	4.10
	\$ 3.15	\$ 3.31	\$ 3.45	\$ 3.55	\$ 4.07
	3.11	3.28	3.41	3.51	4.04
	\$ 3.08				
	\$ 3.05	\$ 3.23	\$ 3.36		\$ 3.59
	3.03	3.21	3.34	3.47	3.57
	\$ 2.59	G 3.17	\$ 3.30		
	\$ 2.55	\$ 3.14	\$ 3.26		
	2.53	3.12	3.24	3.43	3.52
		Z 3.07			
	MU	\$ 2.59 \$ 2.56 2.54 \$ 2.52	MU		MU
	\$ 2.49		F 3.22		
	\$ 2.45		\$ 3.20		
	\$ 2.41		\$ 3.16	3.38	\$ 3.46
	\$ 2.37		F 3.12		
	2.34		\$ 3.09		\$ 3.39
			3.05	3.32	3.36
				3.25	M 3.28
				R 3.19	\$ 3.22
				\$ 3.09	\$ 3.11
				3.00	
	Will not run May 30, July 4, Sept. 4	Will not run May 30, July 4, Sept. 4	Will not run May 30, July 4, Sept. 4		Will not run May 30, July 4, Sept. 4
				2.50	
				\$ 2.40	
				\$ 2.30	
	P. M.	F. M.	P. M.	P. M.	P. M.
	DAILY EX. SAT. & SUN.	DAILY EX. SUN.	DAILY EX. SAT. & SUN.	DAILY	DAILY EX. SUN.
	●3746	●720	●3748	◇132	●3832

STATIONS	FIRST CLASS			
	3750	3680	4234	
Arrive	P. M.	P. M.	P. M.	
NEW YORK	\$ 4.83	\$ 4.42		
NEW YORK (Hud. Ter.)				
JERSEY CITY				
HUDSON	4.22	4.80		
NEWARK	\$ 4.19	\$ 4.27		
SOUTH ST. (Newark)	\$ 4.16	\$ 4.25		
HUNTER	4.15	4.24		
NORTH ELIZABETH	\$ 4.12	\$ 4.21		
ELIZABETH	\$ 4.09	\$ 4.18		
SOUTH ELIZABETH	4.07	4.16		
LINDEN	\$ 4.03	\$ 4.12		
NORTH RAHWAY	\$ 4.00	\$ 4.09		
RAHWAY	\$ 3.58	\$ 4.07	\$ 4.15	
UNION	8.56	4.05	4.13	
AVENEL		\$ 4.02	\$ 4.10	
EDGAR		F 4.00		
WOODBIDGE		\$ 3.58	\$ 4.07	
GENASCO		F 3.55		
WO		3.52	4.02	
PERTH AMBOY	MU	\$ 3.49	\$ 3.59	
SA		3.47	3.57	
SOUTH AMBOY		\$ 3.45	\$ 3.55	
COLONIA				
ISELIN				
METUCHEN	\$ 3.49			
EDISON	\$ 3.45			
NEW BRUNSWICK	\$ 3.41	MU	MU	
COUNTY	8.38			
ADAMS				
DEANS				
MONMOUTH JCT.				
PLAINSBORO				
PRINCETON JCT.				
TRENTON				
MORRISVILLE				
LEVITTOWN-TULLYTOWN				
GRUNDY				
BRISTOL				
OROYDON	Will not run	Will not run	Will run	
EDDINGTON	May 30,	May 30,	Sunday	
CORNWELLS HEIGHTS	July 4,	July 4,	and	
ANDALUSIA	Sept. 4	Sept. 4	May 30,	
TORRESDALE			July 4,	
			Sept. 4	
(Phila. Region)				
HOLMES				
NORTH PHILAD'A				
PHILA. 30th ST.				
SUBURBAN STATION				
Leave	P. M.	P. M.	P. M.	
	±DAILY EX	±DAILY EX		
	SAT. & SUN.	SAT. & SUN.		
	●3750	●3680	●4234	

FIRST CLASS

142	218	4252	3834	3752	32
P. M.	P. M.	P. M.	P. M.	P. M.	P. M.
\$ 4.50	\$ 4.37	\$ 4.58	\$ 4.55	\$ 5.10	\$ 5.05
4.38	4.25	4.46	4.42	4.58	4.53
\$ 4.35	\$ 4.22	\$ 4.43	\$ 4.39	\$ 4.55	\$ 4.49
4.31	4.19	4.39	4.35	\$ 4.53	4.45
4.27	4.15	\$ 4.36	\$ 4.30	\$ 4.49	4.41
4.23	4.11	\$ 4.33	4.28	\$ 4.46	4.37
		\$ 4.31		\$ 4.44	
		\$ 4.27		\$ 4.40	
		\$ 4.23		M 4.38	
		4.21	4.22	\$ 4.36	
				4.34	
MU		MU	MU	MU	
4.18	4.06	\$ 4.17		\$ 4.31	
4.12	4.00	\$ 4.13	\$ 4.16	\$ 4.29	4.31
4.05	3.53	\$ 4.09		\$ 4.25	
4.00	3.48	\$ 4.05	\$ 4.10	\$ 4.21	
\$ 3.50	\$ 3.38	4.01	4.07	\$ 4.17	4.24
			5 x 2 1/2	4.14	
			\$ 3.59		4.17
			\$ 3.52		4.12
			\$ 3.42		\$ 4.02
	3.30				3.53
N.Y. Region G. O. 162 Page 87, Column 1		Will run Sunday and May 30, July 4, Sept. 4	Will not run May 30, July 4, Sept. 4	Will not run May 30, July 4, Sept. 4	Baggage Service Monday Only
	3.20				3.43
	\$ 3.09				\$ 3.30
	\$ 3.00				
P. M.	P. M.	P. M.	P. M.	P. M.	P. M.
DAILY	DAILY		±DAILY EX. SAT. & SUN.	±DAILY EX. SUN.	DAILY
●142	●218	●4252	●3834	●3752	●32

STATIONS	FIRST CLASS			
	516	812	514	
Arrive	P. M.	P. M.	P. M.	
NEW YORK				
NEW YORK (Hud. Ter.)				
JERSEY CITY				
HUDSON				
NEWARK				
SOUTH ST. (Newark)				
HUNTER				
NORTH ELIZABETH				
ELIZABETH				
SOUTH ELIZABETH				
LINDEN				
NORTH RAHWAY				
RAHWAY				
UNION				
AVENEL	Will not run May 30, July 4, Sept. 4	Will not run May 30, July 4, Sept. 4	Will not run May 30, July 4, Sept. 4	
EDGAR				
WOODBIDGE				
GENASCO				
WO	MU			
PERTH AMBOY				
SA				
SOUTH AMBOY				
COLONIA				
ISELIN				
METUCHEN				
EDISON				
NEW BRUNSWICK				
COUNTY				
ADAMS				
DEANS				
MONMOUTH JOT.		\$ 4.80		
PLAINSBORO		\$ 4.20		
PRINCETON JOT.		\$ 4.05		
TRENTON	\$ 4.24		\$ 4.41	
MORRISVILLE	F 4.20			
LEVITTOWN-TULLYTOWN	\$ 4.17		\$ 4.85	
GRUNDY				
BRISTOL	\$ 4.10		\$ 4.80	
OROYDON	\$ 4.03		\$ 4.26	
EDDINGTON	G 8.59			
CORNWELLS HEIGHTS	\$ 8.57		\$ 4.21	
ANDALUSIA				
TORRESDALE	\$ 8.50		\$ 4.16	
(Phila. Region)				
HOLMES	\$ 8.46		\$ 4.12	
NORTH PHILAD'A	\$ 8.28		\$ 8.56	
PHILA. 30th ST.	\$ 8.18		\$ 8.46	
SUBURBAN STATION	\$ 8.15		\$ 8.43	
Leave	P. M.	P. M.	P. M.	
	±DAILY EX. SUN.	±DAILY EX. SAT. & SUN.	±DAILY EX. SAT. & SUN.	
	516	+ 812	514	

FIRST CLASS

	3634	3756	220	170	518
	P. M.	P. M.	P. M.	P. M.	P. M.
	\$ 5.30	\$ 5.55	\$ 5.87	6.05 \$ 5.45	
	5.18	5.43	5.25	5.32	
	\$ 5.15	\$ 5.40	\$ 5.22	\$ 5.29	
		\$ 5.35			
	\$ 5.13				
	5.12	5.39	5.19	5.26	
	\$ 5.09				
	\$ 5.06	\$ 5.28			
	5.04	5.23	5.15	5.22	
	\$ 5.00	\$ 5.19			
	\$ 4.57	\$ 5.12			
	\$ 4.55	\$ 5.09			
	4.53	5.02	5.11	5.18	
	\$ 4.50				
	\$ 4.47				Will not run May 30, July 4, Sept. 4
	\$ 4.45				
	4.40				
	\$ 4.37	MU			MU
	4.35				
	\$ 4.33				
		\$ 4.58			
		\$ 4.53	5.06	5.18	
	MU	\$ 4.39			
		4.31	5.00	5.07	
			4.53		
			\$ 4.47		
			\$ 4.37	\$ 4.46	\$ 5.05
					\$ 4.58
			4.29	4.38	\$ 4.52
	Will not run May 30, July 4, Sept. 4	Will not run May 30, July 4, Sept. 4			\$ 4.43
			4.19	4.28	\$ 4.39
			\$ 4.09	\$ 4.18	\$ 4.27
			\$ 4.00	\$ 4.09	\$ 4.18
					\$ 4.15
	P. M.	P. M.	P. M.	P. M.	P. M.
	±DAILY EX. SAT. & SUN.	±DAILY EX. SAT. & SUN.	DAILY EX. SAT.	DAILY	±DAILY EX. SAT. & SUN.
	●3634	3756	●220	●170	●518

STATIONS	FIRST CLASS			
	786	4208	772	
Arrive	P. M.	P. M.	P. M.	
NEW YORK	\$ 6.00	\$ 6.10	\$ 6.10	
NEW YORK (Hud. Ter.)				
JERSEY CITY				
HUDSON	5.48	5.58	5.58	
NEWARK	\$ 5.45	\$ 5.55	\$ 5.54	
SOUTH ST. (Newark)				
HUNTER	5.41	5.51	5.50	
NORTH ELIZABETH				
ELIZABETH		\$ 5.46	\$ 5.45	
SOUTH ELIZABETH	5.37	5.44	5.43	
LINDEN		\$ 5.40	\$ 5.39	
NORTH RAHWAY				
RAHWAY		\$ 5.36	\$ 5.35	
UNION	5.32	5.32	5.33	
AVENEL	Z 5.27		Z 5.28	
EDGAR				
WOODBIDGE			\$ 5.23	
GENASCO				
WG	5.18		5.18	
PERTH AMBOY		MU	\$ 5.15	
SA	5.15		5.13	
SOUTH AMBOY	\$ 5.13		\$ 5.11	
COLONIA				
ISELIN		\$ 5.28		
METUCHEN		\$ 5.24		
EDISON				
NEW BRUNSWICK	First Trip	\$ 5.18		
COUNTY	July 4	5.15		
ADAMS	Last Trip			
DEANS	Sept. 4			
MONMOUTH JOT.		\$ 5.07		
PLAINSBORO				
PRINCETON JOT.		\$ 5.00		
TRENTON		\$ 4.50		
MORRISVILLE				
LEVITTOWN-TULLYTOWN	Will run			
GRUNDY	Sunday			
BRISTOL	and			
OROYDON	July 4,	Will run		
EDDINGTON	Sept. 4	Sunday		
CORNWELLS HEIGHTS	Will not run	and		
ANDALUSIA	Sept. 3	May 30,		
TORRESDALE		July 4,		
		Sept. 4		
(Phila. Region)				
HOLMES				
NORTH PHILAD'A				
PHILA. 30th ST.				
SUBURBAN STATION				
Leave	P. M.	P. M.	P. M.	
	●786	4208	●772	

FIRST CLASS

	722	3836	3838	10	784
	P. M.	P. M.	P. M.	P. M.	P. M.
	\$ 6.15	\$ 6.30	\$ 6.55	E 6.50	\$ 6.30
	6.03	6.18	6.43	6.38	6.18
	\$ 6.00	* 6.15	* 6.40	* 6.10	\$ 6.15
		\$ 6.07	\$ 6.28	E 5.56	
	5.57	6.05	6.26	5.54	6.11
	\$ 5.52	\$ 6.00	\$ 6.21		\$ 6.06
	5.50	5.57	6.15	5.50	6.04
		\$ 5.53	\$ 6.11		
	\$ 5.44	\$ 5.47	\$ 5.58		\$ 5.57
	5.42	5.43	5.48	5.45	5.55
	Z 5.37				Z 5.50
	\$ 5.32				\$ 5.45
	5.27				5.40
	\$ 5.24	MU	MU		\$ 5.37
	5.22				5.35
	\$ 5.20				\$ 5.33
		\$ 5.39			
		\$ 5.35	\$ 5.41	5.39	
		\$ 5.29	\$ 5.32		
		\$ 5.25	\$ 5.28		
		5.17	5.18	5.33	
		\$ 5.09	\$ 5.10	5.25	
		\$ 5.04	\$ 5.04		
		\$ 5.01	\$ 5.01	5.19	
		\$ 4.50	\$ 4.50	5.08	
				5.00	
	Will not run May 30, July 4, Sept. 4		Will not run May 30, July 4, Sept. 4		Will run Sunday and May 30, July 4, Sept. 4
				4.50	
				E 4.15	
	P. M.	P. M.	P. M.	P. M.	P. M.
	±DAILY EX. SAT. & SUN.	SAT. ONLY	±DAILY EX. SAT. & SUN.	DAILY EX. SUN. & MON	
	●722	3836	3838	10	●784

HOLMES TO NEW YORK

STATIONS	FIRST CLASS			
	540	520	152	
Arrive	P. M.	P. M.	P. M.	
NEW YORK			\$ 6.85	
NEW YORK (Hud. Ter.)				
JERSEY CITY				
HUDSON			6.28	
NEWARK			\$ 6.20	
SOUTH ST. (Newark)				
HUNTER			6.18	
NORTH ELIZABETH				
ELIZABETH				
SOUTH ELIZABETH			6.14	
LINDEN				
NORTH RAHWAY				
RAHWAY				
UNION			6.10	
AVENEL				
EDGAR				
WOODBIDGE				
GENASCO				
WC				
PERTH AMBOY				
SA				
SOUTH AMBOY				
COLONIA				
ISELIN				
METUCHEN			6.05	
EDISON				
NEW BRUNSWICK				
COUNTY			5.59	
ADAMS				
DEANS				
MONMOUTH JOT.				
PLAINSBORO				
PRINCETON JOT.				
TRENTON			5.40	
MORRISVILLE			\$ 5.28	
LEVITTOWN-TULLYTOWN			\$ 5.21	
GRUNDY	5.20		5.38	
BRISTOL	\$ 5.16	\$ 5.14		
CROYDON	\$ 5.12	\$ 5.10		
EDDINGTON	\$ 5.09			
CORNWELLS HEIGHTS	\$ 5.07	\$ 5.06		
ANDALUSIA	\$ 5.04			
TORRESDALE	\$ 5.02	\$ 5.02		
(Phila. Region)				
HOLMES	\$ 4.58	\$ 4.58	5.23	
NORTH PHILAD'A	\$ 4.42	\$ 4.42	\$ 5.14	
PHILA. 30th ST.	\$ 4.38	\$ 4.38	\$ 5.06	
SUBURBAN STATION	\$ 4.30	\$ 4.30		
Leave	P. M.	P. M.	P. M.	
	± DAILY EX. SAT. & SUN.	SAT. ONLY	DAILY	
	●540	●520	●152	

FIRST CLASS

	3934	4254	222	522	NH-168
	P. M.	P. M.	P. M.	P. M.	P. M.
	\$ 7.05	\$ 7.05	\$ 7.00		\$ 7.35
	6.53	6.53	6.48		
	\$ 6.50	\$ 6.50	\$ 6.45		
	6.47	6.46	6.41		
	\$ 6.44				
	\$ 6.41	\$ 6.41			
	6.39	6.39	6.37		
	\$ 6.35	\$ 6.35			
	\$ 6.32				
	\$ 6.30	\$ 6.31			
	6.28	6.29	6.33		
			Will not run May 30, July 4, Sept. 4	Will not run May 30, July 4, Sept. 4	
	MU	MU		MU	
		\$ 6.25			
		\$ 6.21	6.28		
		\$ 6.14	\$ 6.22		
		6.08	6.19		
			6.12		
			\$ 6.05		
			\$ 5.55		
				\$ 6.19	
				\$ 6.13	
			\$ 5.45	\$ 6.07	
				\$ 6.03	
	Will not run May 30, July 4, Sept. 4	Will run Sunday and May 30, July 4, Sept. 4		\$ 5.59	
				\$ 5.55	
			5.35	\$ 5.51	
			\$ 5.25	\$ 5.37	
			\$ 5.15	\$ 5.28	
				\$ 5.25	
	P. M.	P. M.	P. M.	P. M.	P. M.
	±DAILY EX. SAT. & SUN.		±DAILY EX. SAT. & SUN.	±DAILY EX. SAT. & SUN.	DAILY
	●3934	●4254	●222	●522	NH-168

STATIONS	FIRST CLASS			
	3638	3840	298	
Arrive	P. M.	P. M.	P. M.	
NEW YORK	\$ 7.35	\$ 7.45	\$ 7.42	
NEW YORK (Hud. Ter.)				
JERSEY CITY				
HUDSON	7.28	7.33	7.30	
NEWARK	\$ 7.20	\$ 7.30	\$ 7.27	
SOUTH ST. (Newark)		\$ 7.27		
HUNTER	7.17	7.26	7.23	
NORTH ELIZABETH				
ELIZABETH	\$ 7.12	\$ 7.21		
SOUTH ELIZABETH	7.10	7.19	7.19	
LINDEN	\$ 7.08	\$ 7.15		
NORTH RAHWAY				
RAHWAY	\$ 7.02	\$ 7.11		
UNION	7.00	7.09	7.15	
AVENEL	\$ 6.57			
EDGAR				
WOODBIDGE	\$ 6.54			
GENASOO				
WO	6.49			
PERTH AMBOY	\$ 6.46	MU		
SA	6.44			
SOUTH AMBOY	\$ 6.42			
COLONIA				
ISELIN		\$ 7.05		
METUCHEN		\$ 7.01	7.10	
EDISON				
NEW BRUNSWICK	MU	\$ 6.54	\$ 7.04	
COUNTY		6.51	7.01	
ADAMS				
DEANS				
MONMOUTH JOT		\$ 6.43	6.54	
PLAINSBORO				
PRINCETON JOT		\$ 6.36	\$ 6.48	
TRENTON		\$ 6.26	\$ 6.38	
MORRISVILLE				
LEVITTOWN-TULLYTOWN				
GRUNDY			6.30	
BRISTOL				
CROYDON	Will not run	Will not run	Will not run	
EDDINGTON	May 30,	May 30,	Sept. 3	
CORNWELLS HEIGHTS	July 4,	July 4,		
ANDALUSIA	Sept. 4	Sept. 4		
TORRESDALE				
(Phila. Region)				
HOLMES			6.20	
NORTH PHILAD'A			\$ 6.10	
PHILA. 30th ST.			\$ 6.00	
SUBURBAN STATION				
Leave	P. M.	P. M.	P. M.	
	±DAILY EX. SAT. & SUN.	±DAILY EX. SUN.		
	●3638	●3840	●298	

FIRST CLASS

	3760	154	3762	3778	788
	P. M.	P. M.	P. M.	P. M.	P. M.
	\$ 7.58	\$ 7.55	\$ 8.30	\$ 8.33	\$ 8.30
	7.46	7.48	8.18	8.21	8.17
	\$ 7.43	\$ 7.40	\$ 8.15	\$ 8.18	\$ 8.14
			\$ 8.08		
	7.40	7.86	8.05	8.13	8.10
	\$ 7.35		\$ 8.02	\$ 8.10	
	7.33	7.82	\$ 7.59	\$ 8.07	\$ 8.05
	\$ 7.29		7.57	8.04	8.03
			\$ 7.53	\$ 8.00	
	\$ 7.25		\$ 7.48	\$ 7.55	\$ 7.56
	7.23	7.28	7.45	7.52	7.54
					Z 7.49
					\$ 7.44
	MU		MU	MU	7.39
					\$ 7.36
					7.84
					\$ 7.82
	R 7.19		\$ 7.41	\$ 7.48	
	\$ 7.16	7.29	\$ 7.37	\$ 7.44	
	\$ 7.09		\$ 7.29	\$ 7.35	
	7.05	7.17	7.24	7.27	
		7.10			
		7.05			
		\$ 6.55			
		6.47			
			Will not run May 30, July 4, Sept. 4		Will run Sunday and May 30, July 4, Sept. 4
		6.87			
		\$ 6.27			
		\$ 6.17			
	P. M.	P. M.	P. M.	P. M.	P. M.
	DAILY EX. SAT.	DAILY	DAILY EX. SAT. & SUN.	SAT. ONLY	
	●3760	●154	3762	3778	●788

STATIONS	FIRST CLASS			
	16	NH-96	726	
Arrive	P. M.	P. M.	P. M.	
NEW YORK	\$ 8.25		\$ 8.50	
NEW YORK (Hud. Ter.)				
JERSEY CITY				
HUDSON	8.13		8.38	
NEWARK	\$ 8.10		\$ 8.35	
			\$ 8.30	
SOUTH ST. (Newark)				
HUNTER	8.06		8.26	
NORTH ELIZABETH				
ELIZABETH			\$ 8.20	
SOUTH ELIZABETH	8.02		8.15	
LINDEN				
NORTH RAHWAY				
RAHWAY				
UNION	7.57		8.09	
			Z 8.04	
AVENEL		Will Leave		
EDGAR		Sunnyside		
WOODBIDGE		Yard at		
GENASOO		8.35 P.M.		
WC			7.56	
PERTH AMBOY			\$ 7.53	
SA			7.51	
SOUTH AMBOY			\$ 7.49	
COLONIA				
ISELIN				
METUCHEN	7.52			
EDISON				
NEW BRUNSWICK				
COUNTY	7.46			
ADAMS				
DEANS				
MONMOUTH JCT.	7.39			
PLAINSBORO				
PRINCETON JCT.	7.34			
TRENTON	\$ 7.24			
MORRISVILLE				
LEVITTOWN-TULLYTOWN				
GRUNDY	7.15			
BRISTOL				
CROYDON				
EDDINGTON				
CORNWELLS HEIGHTS				
ANDALUSIA				
TORRESDALE				
(Phila. Region)				
HOLMES	7.05			
NORTH PHILAD'A	\$ 6.53			
PHILA. 30th ST.				
SUBURBAN STATION				
Leave	P. M.	P. M.	P. M.	
	DAILY EX. SAT. ◇16	SAT. & SUN. ONLY ●NH-96	±DAILY EX. SUN. 726	

FIRST CLASS

	284	156	NH-98	4210	3842
	P. M.	P. M.	P. M.	P. M.	P. M.
	\$ 8.47	\$ 8.55		\$ 9.15	\$ 9.20
	8.34	8.42		9.03	9.07
	\$ 8.31	\$ 8.39		\$ 9.00	\$ 9.04
	8.27	8.36		8.57	9.00
				\$ 8.54	\$ 8.57
	8.23	8.32		\$ 8.51	\$ 8.54
				8.49	8.52
				\$ 8.45	\$ 8.48
				\$ 8.41	\$ 8.44
	8.19	8.28		8.39	8.42
	Will run Sunday and May 30, July 4, Sept. 4		Will Leave Sunnyside Yard at 9.15 P.M.		
	Will not run Sept. 3			MU	MU
	8.14	8.23		\$ 8.33	M 8.38 \$ 8.84
	\$ 8.08			\$ 8.26	\$ 8.27
	8.05	8.17		8.23	8.24
	7.58	8.10		8.15	8.16
	\$ 7.51	8.05		\$ 8.09	\$ 8.10
	\$ 7.41	\$ 7.55		\$ 7.59	\$ 8.00
		M 7.46			
	F 7.30				
			Will not run May 30, July 4, Sept. 4	Will run Sunday and May 30, July 4, Sept. 4	Will not run May 30, July 4, Sept. 4
	7.20	7.34			
	\$ 7.10	\$ 7.24			
	\$ 7.00	\$ 7.14			
	P. M.	P. M.	P. M.	P. M.	P. M.
	●284	DAILY ●156	‡DAILY EX. SAT. & SUN. NH-98	●4210	‡DAILY EX. SUN. ●3842

STATIONS	FIRST CLASS			
	192	12	282	
Arrive	P. M.	P. M.	P. M.	
NEW YORK	E 9.35	\$ 9.25	\$ 10.10	
NEW YORK (Hud. Ter.)				
JERSEY CITY				
HUDSON	9.23	9.12	9.58	
NEWARK	% 9.20 E 9.09	\$ 9.09	\$ 9.55	
SOUTH ST. (Newark)				
HUNTER	9.06	9.05	9.52	
NORTH ELIZABETH				
ELIZABETH			\$ 9.47	
SOUTH ELIZABETH	9.02	9.01	9.45	
LINDEN				
NORTH RAHWAY				
RAHWAY			\$ 9.38	
UNION	8.58	8.57	9.36	
AVENEL				
EDGAR				
WOODBIDGE				
GENASCO				
WC				
PERTH AMBOY				
SA				
SOUTH AMBOY				
OOLONIA				
ISELIN				
METUCHEN	8.53	8.52	\$ 9.29	
EDISON				
NEW BRUNSWICK			\$ 9.22	
COUNTY	8.47	8.46	9.19	
ADAMS				
DEANS				
MONMOUTH JCT.	8.40	8.39	9.12	
PLAINSBORO				
PRINCETON JCT.	8.35	8.34	\$ 9.06	
TRENTON	% 8.25 E 8.20	\$ 8.24	\$ 8.56	
MORRISVILLE				
LEVITTOWN-TULLYTOWN				
GRUNDY	8.12	8.15		
BRISTOL			F 8.45	
CROYDON				
EDDINGTON	Will not run May 29, July 3, Sept. 3			
CORNWELLS HEIGHTS				
ANDALUSIA				
TORRESDALE				
(Phila. Region)				
HOLMES	8.02	8.05	8.35	
NORTH PHILAD'A	7.52	\$ 7.53	\$ 8.25	
PHILA. 30th ST.	E 7.34		\$ 8.15	
SUBURBAN STATION				
Leave	P. M.	P. M.	P. M.	
	±DAILY EX. SAT.	SAT. ONLY		
	◇192	◇12	●282	

FIRST CLASS

	544	3766	3780	166	NH-180
	F. M.	P. M.	P. M.	P. M.	P. M.
		\$ 10.25	\$ 10.25	\$ 10.20	E 10.25
		10.13	10.13	10.08	
		\$ 10.10	\$ 10.10	\$ 10.05	
		10.07	10.07	10.02	
		\$ 10.04	\$ 10.04		
		\$ 10.01	\$ 10.01		
		9.59	9.59	9.58	
		\$ 9.55	\$ 9.55		
		\$ 9.51	\$ 9.52		
		9.49	9.50	9.54	
	Will not run May 30, July 4, Sept. 4				
	MU	MU	MU		
		\$ 9.46			
		\$ 9.48			
		\$ 9.39	\$ 9.44	9.49	
		\$ 9.35			
		\$ 9.31	\$ 9.37		
		9.28	9.33	9.43	
				9.36	
				9.31	
				\$ 9.21	
	9.09			9.13	
	\$ 9.05				
	\$ 9.01	Will not run May 30, July 4, Sept. 4		Will run Sunday and May 30, July 4, Sept. 4	
	\$ 8.57				
	\$ 8.53				
	\$ 8.49			9.03	
	\$ 8.35			\$ 8.53	
	\$ 8.26			\$ 8.43	
	\$ 8.23				
	F. M.	P. M.	P. M.	P. M.	P. M.
	DAILY EX. SAT. & SUN.	DAILY EX. SAT. & SUN.	SAT. ONLY		DAILY EX. SAT. & SUN.
	●544	●3766	●3780	●166	●NH-180

STATIONS	FIRST CLASS			
	158	728	780	
Arrive	F. M.	P. M.	P. M.	
NEW YORK	\$ 10.85	\$ 10.40	\$ 10.55	
NEW YORK (Hud. Ter.)				
JERSEY CITY				
HUDSON	10.22	10.28	10.43	
NEWARK	\$ 10.19	\$ 10.25	\$ 10.40	
SOUTH ST. (Newark)				
HUNTER	10.15	10.21	10.37	
NORTH ELIZABETH				
ELIZABETH	\$ 10.10	\$ 10.16	\$ 10.32	
SOUTH ELIZABETH	10.08	10.14	10.30	
LINDEN			\$ 10.26	
NORTH RAHWAY				
RAHWAY		\$ 10.08	\$ 10.22	
UNION	10.04	10.06	10.20	
AVENEL		Z 10.01	Z 10.15	
EDGAR	Will not run			
WOODBIDGE	May 30,	\$ 9.56	\$ 10.10	
GENASCO	July 4,			
	Sept. 4			
WO		9.51	10.05	
PERTH AMBOY		\$ 9.48	\$ 10.02	
SA		9.46	10.00	
SOUTH AMBOY		\$ 9.44	\$ 9.58	
COLONIA				
ISELIN				
METUCHEN	9.59			
EDSION				
NEW BRUNSWICK	\$ 9.52			
COUNTY	9.49			
ADAMS				
DEANS				
MONMOUTH JCT.	9.42			
PLAINSBORO				
PRINCETON JCT.	M 9.35			
TRENTON	\$ 9.25			
MORRISVILLE				
LEVITTOWN-TULLYTOWN				
GRUNDY				
BRISTOL	\$ 9.15			
OROYDON		Will not run	Will run	
EDDINGTON		May 30,	Sunday	
CORNWELLS HEIGHTS		July 4,	and	
ANDALUSIA		Sept. 4	May 30,	
TORRESDALE			July 4,	
			Sept. 4	
(Phila. Region)				
HOLMES	9.05			
NORTH PHILAD'A	\$ 8.55			
PHILA. 80th ST.	\$ 8.45			
SUBURBAN STATION				
Leave	P. M.	P. M.	P. M.	
	#DAILY	#DAILY		
	EX. SUN;	EX. SUN.		
	●158	●728	●780	

FIRST CLASS

	NH-194	524	3768	260	160
	P. M.	P. M.	P. M.	A. M.	A. M.
	E 11.35		\$ 11.35	E 2.55	\$ 12.35
			11.23	2.43	12.23
			\$ 11.20	% 2.40	% 12.20
				E 2.00	\$ 12.11
			11.17	1.57	12.09
			\$ 11.12	E 1.52	
			11.10	1.24	12.06
			\$ 11.06	E 1.20	
			\$ 11.02	E 1.06	
			11.00	12.48	12.01
		Will not run May 30, July 4, Sept. 4			
		MU	MU		
			\$ 10.58		
			\$ 10.52	B 12.42	11.56
			\$ 10.46	E 12.35	\$ 11.49
			10.42	11.59	11.46
				11.52	11.39
				11.47	11.34
				11.37	\$ 11.24
		\$ 10.51		E 11.04	
		\$ 10.44		10.55	
		\$ 10.38			F 11.12
		\$ 10.34			
		\$ 10.29			
		\$ 10.24			
		\$ 10.20		10.45	11.02
		\$ 10.07		E 10.35	\$ 10.49
		\$ 9.58		E 10.25	\$ 10.40
		\$ 9.55			
	P. M.	P. M.	P. M.	P. M.	P. M.
	SAT. ONLY	+DAILY EX. SAT. & SUN.	DAILY	DAILY	DAILY
	●NH-194	●524	●3768	260	160

JERSEY CITY BRANCH

STATIONS	FIRST CLASS			
	●3101	●3103	●3105	
	DAILY	DAILY	DAILY	
Leave	A. M.	A. M.	A. M.	
NEW YORK (Hud. Ter.)	\$ 12.20	\$ 12.50	\$ 1.20	
JERSEY CITY				
JOURNAL SQUARE	\$ 12.80	\$ 1.00	\$ 1.80	
HARRISON	\$ 12.38	\$ 1.08	\$ 1.88	
NEWARK	\$ 12.40	\$ 1.10	\$ 1.40	
	MU	MU	MU	
Arrive	A. M.	A. M.	A. M.	
	3101	3103	3105	

STATIONS	FIRST CLASS			
	●3117	●3119	●3401	
	DAILY	±DAILY EX. SAT. & SUN.		
Leave	A. M.	A. M.	A. M.	
NEW YORK (Hud. Ter.)	\$ 4.20	\$ 4.40	\$ 4.50	
JERSEY CITY				
JOURNAL SQUARE	\$ 4.80	\$ 4.50	\$ 5.00	
HARRISON	\$ 4.38	\$ 4.58	\$ 5.08	
NEWARK	\$ 4.40	\$ 5.00	\$ 5.10	
	MU	MU	MU	
Arrive	A. M.	A. M.	A. M.	
	3117	3119	3401	

STATIONS	FIRST CLASS			
	●3125	●3411	●3127	
	DAILY EX. SAT.	SAT. ONLY	±DAILY EX. SAT. & SUN.	
Leave	A. M.	A. M.	A. M.	
NEW YORK (Hud. Ter.)	\$ 5.30	\$ 5.36	\$ 5.40	
JERSEY CITY				
JOURNAL SQUARE	\$ 5.40	\$ 5.46	\$ 5.50	
HARRISON	\$ 5.48	\$ 5.54	\$ 5.58	
NEWARK	\$ 5.50	\$ 5.56	\$ 6.00	
	MU	MU	MU	
Arrive	A. M.	A. M.	A. M.	
	3125	3411	3127	

Trains Nos. 3119, 3127 will not run May 30, July 4, Sept. 4.
 Train No. 3401 will run Saturday, Sunday and May 30, July 4, Sept. 4.

FIRST CLASS

	●3107	●3109	●3111	●3113	●3115
	DAILY	DAILY	DAILY	DAILY	DAILY
	A. M.	A. M.	A. M.	A. M.	A. M.
	\$ 1.50	\$ 2.20	\$ 2.50	\$ 3.20	\$ 3.50
	\$ 2.00	\$ 2.80	\$ 3.00	\$ 3.80	\$ 4.00
	\$ 2.08	\$ 2.88	\$ 3.08	\$ 3.88	\$ 4.08
	\$ 2.10	\$ 2.40	\$ 3.10	\$ 3.40	\$ 4.10
	MU	MU	MU	MU	MU
	A. M.	A. M.	A. M.	A. M.	A. M.
	3107	3109	3111	3113	3115

FIRST CLASS

	●3121	●3403	●3405	●3123	●3407
	±DAILY EX. SUN.		SAT. ONLY	±DAILY EX. SAT. & SUN.	SAT. ONLY
	A. M.	A. M.	A. M.	A. M.	A. M.
	\$ 5.00	\$ 5.10	\$ 5.12	\$ 5.15	\$ 5.24
	\$ 5.10	\$ 5.20	\$ 5.22	\$ 5.25	\$ 5.34
	\$ 5.18	\$ 5.28	\$ 5.30	\$ 5.33	\$ 5.42
	\$ 5.20	\$ 5.30	\$ 5.32	\$ 5.35	\$ 5.44
	MU	MU	MU	MU	MU
	A. M.	A. M.	A. M.	A. M.	A. M.
	3121	3403	3405	3123	3407

FIRST CLASS

●3413	●3415	●3129	●3131	●3133	●3417
	SAT. ONLY	±DAILY EX. SAT. & SUN.	DAILY	±DAILY EX. SAT. & SUN.	SAT. ONLY
A. M.	A. M.	A. M.	A. M.	A. M.	A. M.
\$ 5.45	\$ 5.48	\$ 5.50	\$ 6.00	\$ 6.10	\$ 6.12
\$ 5.55	\$ 5.58	\$ 6.00	\$ 6.10	\$ 6.20	\$ 6.22
\$ 6.03	\$ 6.06	\$ 6.08	\$ 6.18	\$ 6.28	\$ 6.30
\$ 6.05	\$ 6.08	\$ 6.10	\$ 6.20	\$ 6.30	\$ 6.32
MU	MU	MU	MU	MU	MU
A. M.	A. M.	A. M.	A. M.	A. M.	A. M.
3413	3415	3129	3131	3133	3417

Trains Nos. 3121, 3123, 3129, 3133 will not run May 30, July 4, Sept. 4.

Trains Nos. 3403, 3413 will run Sunday and May 30, July 4, Sept. 4.

JERSEY CITY BRANCH

STATIONS	FIRST CLASS			
	●3419	●3135 ‡DAILYEX. SAT. & SUN.	●3421 SAT. ONLY	
	A. M.	A. M.	A. M.	
Leave				
NEW YORK (Hud. Ter.)	\$ 6.15	\$ 6.20	\$ 6.24	
JERSEY CITY				
JOURNAL SQUARE	\$ 6.25	\$ 6.30	\$ 6.34	
HARRISON	\$ 6.33	\$ 6.38	\$ 6.42	
NEWARK	\$ 6.35	\$ 6.40	\$ 6.44	
	MU	MU	MU	
Arrive				
	A. M.	A. M.	A. M.	
	3419	3135	3421	

STATIONS	FIRST CLASS			
	●3141 ‡DAILYEX. SAT. & SUN.	●3143 DAILY	●3145 ‡DAILYEX. SAT. & SUN.	
	A. M.	A. M.	A. M.	
Leave				
NEW YORK (Hud. Ter.)	\$ 6.50	\$ 7.00	\$ 7.08	
JERSEY CITY				
JOURNAL SQUARE	\$ 7.00	\$ 7.10	\$ 7.18	
HARRISON	\$ 7.08	\$ 7.18	\$ 7.26	
NEWARK	\$ 7.10	\$ 7.20	\$ 7.28	
	MU	MU	MU	
Arrive				
	A. M.	A. M.	A. M.	
	3141	3143	3145	

STATIONS	FIRST CLASS			
	●3153 ‡DAILYEX. SAT. & SUN.	●3155 DAILY	●3157 ‡DAILYEX. SAT. & SUN.	
	A. M.	A. M.	A. M.	
Leave				
NEW YORK (Hud. Ter.)	\$ 7.40	\$ 7.48	\$ 7.56	
JERSEY CITY				
JOURNAL SQUARE	\$ 7.50	\$ 7.58	\$ 8.06	
HARRISON	\$ 7.58	\$ 8.06	\$ 8.14	
NEWARK	\$ 8.00	\$ 8.08	\$ 8.16	
	MU	MU	MU	
Arrive				
	A. M.	A. M.	A. M.	
	3153	3155	3157	

Trains Nos. 3135, 3141, 3145, 3153, 3157 will not run May 30, July 4, Sept. 4.
 Train No. 3419 will run Sunday and May 30, July 4, Sept. 4.

FIRST CLASS

	●3137 DAILY EX. SAT.	●3428 SAT. ONLY	●3139 ±DAILYEX. SAT. & SUN.	●3425	●3427 SAT. ONLY
	A. M.	A. M.	A. M.	A. M.	A. M.
	\$ 6.80	\$ 6.36	\$ 6.40	\$ 6.45	\$ 6.48
	\$ 6.40	\$ 6.46	\$ 6.50	\$ 6.55	\$ 6.58
	\$ 6.48	\$ 6.54	\$ 6.58	\$ 7.03	\$ 7.06
	\$ 6.50	\$ 6.56	\$ 7.00	\$ 7.05	\$ 7.08
	MU	MU	MU	MU	MU
	A. M.	A. M.	A. M.	A. M.	A. M.
	3137	3428	3139	3425	3427

FIRST CLASS

	●3429	●3147 ±DAILYEX. SAT. & SUN.	●3149 DAILY	●3151 ±DAILYEX. SAT. & SUN.	●3431
	A. M.	A. M.	A. M.	A. M.	A. M.
	\$ 7.12	\$ 7.16	\$ 7.24	\$ 7.32	\$ 7.36
	\$ 7.22	\$ 7.26	\$ 7.34	\$ 7.42	\$ 7.46
	\$ 7.30	\$ 7.34	\$ 7.42	\$ 7.50	\$ 7.54
	\$ 7.32	\$ 7.36	\$ 7.44	\$ 7.52	\$ 7.56
	MU	MU	MU	MU	MU
	A. M.	A. M.	A. M.	A. M.	A. M.
	3429	3147	3149	3151	3431

FIRST CLASS

	●3438	●3159 ±DAILYEX. SAT. & SUN.	●3161 DAILY	●3163 ±DAILYEX. SAT. & SUN.	●3435
	A. M.	A. M.	A. M.	A. M.	A. M.
	\$ 8.00	\$ 8.04	\$ 8.12	\$ 8.22	\$ 8.24
	\$ 8.10	\$ 8.14	\$ 8.22	\$ 8.32	\$ 8.34
	\$ 8.18	\$ 8.22	\$ 8.30	\$ 8.40	\$ 8.42
	\$ 8.20	\$ 8.24	\$ 8.32	\$ 8.42	\$ 8.44
	MU	MU	MU	MU	MU
	A. M.	A. M.	A. M.	A. M.	A. M.
	3438	3159	3161	3163	3435

Trains Nos. 3139, 3147, 3151, 3159, 3163 will not run May 30, July 4, Sept. 4.

Trains Nos. 3429, 3431, 3433, 3435 will run Saturday, Sunday and May 30, July 4, Sept. 4.

Train No. 3425 will run Sunday and May 30, July 4, Sept. 4.

JERSEY CITY BRANCH

STATIONS	FIRST CLASS		
	●3165	●3437	●3167
	±DAILYEX. SAT. & SUN.		±DAILYEX. SAT. & SUN.
Leave	A. M.	A. M.	A. M.
NEW YORK (Hud. Ter.)	\$ 8.82	\$ 8.86	\$ 8.40
JERSEY CITY			
JOURNAL SQUARE	\$ 8.42	\$ 8.46	\$ 8.50
HARRISON	\$ 8.50	\$ 8.54	\$ 8.58
NEWARK	\$ 8.52	\$ 8.56	\$ 9.00
	MU	MU	MU
Arrive	A. M.	A. M.	A. M.
	3165	3437	3167

STATIONS	FIRST CLASS		
	●3177	●3179	●3181
	DAILY	DAILY	DAILY
Leave	A. M.	A. M.	A. M.
NEW YORK (Hud. Ter.)	\$ 9.86	\$ 9.48	\$ 10.00
JERSEY CITY			
JOURNAL SQUARE	\$ 9.46	\$ 9.58	\$ 10.10
HARRISON	\$ 9.54	\$ 10.06	\$ 10.18
NEWARK	\$ 9.56	\$ 10.08	\$ 10.20
	MU	MU	MU
Arrive	A. M.	A. M.	A. M.
	3177	3179	3181

STATIONS	FIRST CLASS		
	●3193	●3195	●3197
	DAILY	DAILY	DAILY
Leave	A. M.	A. M.	A. M.
NEW YORK (Hud. Ter.)	\$ 11.12	\$ 11.24	\$ 11.86
JERSEY CITY			
JOURNAL SQUARE	\$ 11.22	\$ 11.34	\$ 11.46
HARRISON	\$ 11.30	\$ 11.42	\$ 11.54
NEWARK	\$ 11.32	\$ 11.44	\$ 11.56
	MU	MU	MU
Arrive	A. M.	A. M.	A. M.
	3193	3195	3197

Trains Nos. 3165, 3167 will not run May 30, July 4, Sept. 4.
 Train No. 3437 will run Saturday, Sunday and May 30, July 4,
 Sept. 4.

WESTWARD

107

FIRST CLASS

	●3439	●3169 +DAILY EX. SAT. & SUN.	●3171 DAILY	●3173 DAILY	●3175 DAILY
	A. M.	A. M.	A. M.	A. M.	A. M.
	\$ 8.48	\$ 8.50	\$ 9.00	\$ 9.12	\$ 9.24
	\$ 8.58	\$ 9.00	\$ 9.10	\$ 9.22	\$ 9.34
	\$ 9.06	\$ 9.08	\$ 9.18	\$ 9.30	\$ 9.42
	\$ 9.08	\$ 9.10	\$ 9.20	\$ 9.32	\$ 9.44
	MU	MU	MU	MU	MU
	A. M.	A. M.	A. M.	A. M.	A. M.
	3439	3169	3171	3173	3175

FIRST CLASS

	●3183 DAILY	●3185 DAILY	●3187 DAILY	●3189 DAILY	●3191 DAILY
	A. M.	A. M.	A. M.	A. M.	A. M.
	\$ 10.12	\$ 10.24	\$ 10.36	\$ 10.48	\$ 11.00
	\$ 10.22	\$ 10.34	\$ 10.46	\$ 10.58	\$ 11.10
	\$ 10.30	\$ 10.42	\$ 10.54	\$ 11.06	\$ 11.18
	\$ 10.32	\$ 10.44	\$ 10.56	\$ 11.08	\$ 11.20
	MU	MU	MU	MU	MU
	A. M.	A. M.	A. M.	A. M.	A. M.
	3183	3185	3187	3189	3191

FIRST CLASS

	●3199 DAILY	●3201 DAILY	●3203 DAILY	●3205 DAILY	●3207 DAILY
	A. M.	NOON	P. M.	P. M.	P. M.
	\$ 11.48	\$ 12.00	\$ 12.12	\$ 12.24	\$ 12.36
	\$ 11.58	\$ 12.10	\$ 12.22	\$ 12.34	\$ 12.46
	\$ 12.06	\$ 12.18	\$ 12.30	\$ 12.42	\$ 12.54
	\$ 12.08	\$ 12.20	\$ 12.32	\$ 12.44	\$ 12.56
	MU	MU	MU	MU	MU
	P. M.	P. M.	P. M.	P. M.	P. M.
	3199	3201	3203	3205	3207

Train No. 3169 will not run May 30, July 4, Sept. 4.

Train No. 3439 will run Saturday, Sunday and May 30, July 4, Sept. 4.

JERSEY CITY BRANCH

STATIONS	FIRST CLASS			
	●3209	●3211	●3213	
	DAILY	DAILY	DAILY	
	P. M.	P. M.	P. M.	
Leave				
NEW YORK (Hud. Ter.)	\$ 12.48	\$ 1.00	\$ 1.12	
JERSEY CITY				
JOURNAL SQUARE	\$ 12.58	\$ 1.10	\$ 1.22	
HARRISON	\$ 1.06	\$ 1.18	\$ 1.30	
NEWARK	\$ 1.08	\$ 1.20	\$ 1.32	
	MU	MU	MU	
Arrive	P. M.	P. M.	P. M.	
	3209	3211	3213	

STATIONS	FIRST CLASS			
	●3225	●3227	●3229	
	DAILY	DAILY	DAILY	
	P. M.	P. M.	P. M.	
Leave				
NEW YORK (Hud. Ter.)	\$ 2.24	\$ 2.36	\$ 2.48	
JERSEY CITY				
JOURNAL SQUARE	\$ 2.34	\$ 2.46	\$ 2.58	
HARRISON	\$ 2.42	\$ 2.54	\$ 3.06	
NEWARK	\$ 2.44	\$ 2.56	\$ 3.08	
	MU	MU	MU	
Arrive	P. M.	P. M.	P. M.	
	3225	3227	3229	

STATIONS	FIRST CLASS			
	●3237	●3445	●3239	
	‡DAILY EX. SAT. & SUN.		‡DAILY EX. SAT. & SUN.	
	P. M.	P. M.	P. M.	
Leave				
NEW YORK (Hud. Ter.)	\$ 3.30	\$ 3.36	\$ 3.40	
JERSEY CITY				
JOURNAL SQUARE	\$ 3.40	\$ 3.46	\$ 3.50	
HARRISON	\$ 3.48	\$ 3.54	\$ 3.58	
NEWARK	\$ 3.50	\$ 3.56	\$ 4.00	
	MU	MU	MU	
Arrive	P. M.	P. M.	P. M.	
	3237	3445	3239	

Trains Nos. 3237, 3239 will not run May 30, July 4, Sept. 4.

Train No. 3445 will run Saturday, Sunday and May 30, July 4, Sept. 4.

FIRST CLASS

	●3215	●3217	●3219	●3221	●3223
	DAILY	DAILY	DAILY	DAILY	DAILY
	P. M.	P. M.	P. M.	P. M.	P. M.
	\$ 1.24	\$ 1.36	\$ 1.48	\$ 2.00	\$ 2.12
	\$ 1.34	\$ 1.46	\$ 1.58	\$ 2.10	\$ 2.22
	\$ 1.42	\$ 1.54	\$ 2.06	\$ 2.18	\$ 2.30
	\$ 1.44	\$ 1.56	\$ 2.08	\$ 2.20	\$ 2.32
	MU	MU	MU	MU	MU
	P. M.	P. M.	P. M.	P. M.	P. M.
	3215	3217	3219	3221	3223

FIRST CLASS

	●3231	●3233	●3441	●3235	●3443
	DAILY	‡DAILYEX. SAT. & SUN.		‡DAILYEX. SAT. & SUN.	
	P. M.	P. M.	P. M.	P. M.	P. M.
	\$ 3.00	\$ 3.10	\$ 3.12	\$ 3.20	\$ 3.24
	\$ 3.10	\$ 3.20	\$ 3.22	\$ 3.30	\$ 3.34
	\$ 3.18	\$ 3.28	\$ 3.30	\$ 3.38	\$ 3.42
	\$ 3.20	\$ 3.30	\$ 3.32	\$ 3.40	\$ 3.44
	MU	MU	MU	MU	MU
	P. M.	P. M.	P. M.	P. M.	P. M.
	3231	3233	3441	3235	3443

FIRST CLASS

	●3623	●3447	●3241	●3243	●733
	‡DAILYEX. SAT. & SUN.		‡DAILYEX. SAT. & SUN.	DAILY	‡DAILYEX. SAT. & SUN.
	P. M.	P. M.	P. M.	P. M.	P. M.
	\$ 3.39	\$ 3.48	\$ 3.50	\$ 4.00	\$ 3.57
	\$ 3.49				\$ 4.05
	3.54	\$ 3.58	\$ 4.00	\$ 4.10	4.09
	4.01	\$ 4.06	\$ 4.08	\$ 4.18	4.16
	\$ 4.03	\$ 4.08	\$ 4.10	\$ 4.20	\$ 4.18
	MU	MU	MU	MU	
	P. M.	P. M.	P. M.	P. M.	P. M.
	3623	3447	3241	3243	733

Trains Nos. 3623, 733 will not run May 30, July 4, Sept. 4.
 Trains Nos. 3233, 3235, 3241 will not run May 30, July 4, Sept. 4.
 Trains Nos. 3441, 3443, 3447 will run Saturday, Sunday and
 May 30, July 4, Sept. 4.

JERSEY CITY BRANCH

STATIONS	FIRST CLASS			
	●3245 ±DAILY EX. SAT. & SUN.	●3735 ±DAILY EX. SAT. & SUN.	●3449	
	P. M.	P. M.	P. M.	
Leave				
NEW YORK (Hud. Ter.)	\$ 4.08	\$ 4.06	\$ 4.12	
JERSEY CITY		\$ 4.15		
JOURNAL SQUARE	\$ 4.18	4.20	\$ 4.22	
HARRISON	\$ 4.26	4.27	\$ 4.80	
NEWARK	\$ 4.28	\$ 4.29	\$ 4.32	
	MU	MU	MU	
Arrive	P. M.	P. M.	P. M.	
	3245	3735	3449	

STATIONS	FIRST CLASS			
	●3451 ±DAILY EX. SAT. & SUN.	●3253 ±DAILY EX. SAT. & SUN.	●3931 ±DAILY EX. SAT. & SUN.	
	P. M.	P. M.	P. M.	
Leave				
NEW YORK (Hud. Ter.)	\$ 4.36	\$ 4.40	\$ 4.89	
JERSEY CITY			\$ 4.47	
JOURNAL SQUARE	\$ 4.46	\$ 4.50	4.52	
HARRISON	\$ 4.54	\$ 4.58	4.59	
NEWARK	\$ 4.56	\$ 5.00	\$ 5.02	
	MU	MU	MU	
Arrive	P. M.	P. M.	P. M.	
	3451	3253	3931	

STATIONS	FIRST CLASS			
	●3263 ±DAILY EX. SAT. & SUN.	●3455	●3265 ±DAILY EX. SAT. & SUN.	
	P. M.	P. M.	P. M.	
Leave				
NEW YORK (Hud. Ter.)	\$ 5.20	\$ 5.24	\$ 5.80	
JERSEY CITY				
JOURNAL SQUARE	\$ 5.30	\$ 5.34	\$ 5.40	
HARRISON	\$ 5.38	\$ 5.42	\$ 5.48	
NEWARK	\$ 5.40	\$ 5.44	\$ 5.60	
	MU	MU	MU	
Arrive	P. M.	P. M.	P. M.	
	3263	3455	3265	

Trains Nos. 3735, 3931 will not run May 30, July 4, Sept. 4.

Trains Nos. 3245, 3253, 3263, 3265 will not run May 30, July 4, Sept. 4.

Trains Nos. 3449, 3451, 3455 will run Saturday, Sunday and May 30, July 4, Sept. 4.

FIRST CLASS

	●3247	●3845	●3249	●3737	●3251
	‡DAILY EX. SAT. & SUN.	‡DAILY EX. SAT. & SUN.	DAILY	‡DAILY EX. SAT. & SUN.	‡DAILY EX. SAT. & SUN.
	P. M.	P. M.	P. M.	P. M.	P. M.
	\$ 4.16	\$ 4.18	\$ 4.24	\$ 4.22	\$ 4.32
		\$ 4.27		\$ 4.33	
	\$ 4.26	4.32	\$ 4.34	4.37	\$ 4.42
	\$ 4.34	4.38	\$ 4.42	4.44	\$ 4.50
	\$ 4.36	\$ 4.40	\$ 4.44	\$ 4.46	\$ 4.52
	MU	MU	MU	MU	MU
	P. M.	P. M.	P. M.	P. M.	P. M.
	3247	3845	3249	3737	3251

FIRST CLASS

	●3255	●3257	●3453	●3259	●3261
	DAILY	‡DAILY EX. SAT. & SUN.		‡DAILY EX. SAT. & SUN.	DAILY
	P. M.	P. M.	P. M.	P. M.	P. M.
	\$ 4.48	\$ 4.56	\$ 5.00	\$ 5.04	\$ 5.12
	\$ 4.58	\$ 5.06	\$ 5.10	\$ 5.14	\$ 5.22
	\$ 5.06	\$ 5.14	\$ 5.18	\$ 5.22	\$ 5.30
	\$ 5.08	\$ 5.16	\$ 5.20	\$ 5.24	\$ 5.32
	MU	MU	MU	MU	MU
	P. M.	P. M.	P. M.	P. M.	P. M.
	3255	3257	3453	3259	3261

FIRST CLASS

	●3457	●3267	●3459	●3269	●3271
		‡DAILY EX. SAT. & SUN.		‡DAILY EX. SAT. & SUN.	DAILY
	P. M.	P. M.	P. M.	P. M.	P. M.
	\$ 5.36	\$ 5.40	\$ 5.48	\$ 5.50	\$ 6.00
	\$ 5.46	\$ 5.50	\$ 5.58	\$ 6.00	\$ 6.10
	\$ 5.54	\$ 5.58	\$ 6.06	\$ 6.08	\$ 6.18
	\$ 5.56	\$ 6.00	\$ 6.08	\$ 6.10	\$ 6.20
	MU	MU	MU	MU	MU
	P. M.	P. M.	P. M.	P. M.	P. M.
	3457	3267	3459	3269	3271

Trains Nos. 3845, 3737 will not run May 30, July 4, Sept. 4.

Trains Nos. 3247, 3251, 3257, 3259, 3267, 3269 will not run May 30, July 4, Sept. 4.

Trains Nos. 3453, 3457, 3459 will run Saturday, Sunday and May 30, July 4, Sept. 4.

JERSEY CITY BRANCH

STATIONS	FIRST CLASS			
	●3273 ‡DAILY EX. SAT. & SUN.	●3461	●3275 ‡DAILY EX. SAT. & SUN.	
	P. M.	P. M.	P. M.	
	Leave			
NEW YORK (Hud. Ter.)	\$ 6.10	\$ 6.12	\$ 6.20	
JERSEY CITY				
JOURNAL SQUARE	\$ 6.20	\$ 6.22	\$ 6.30	
HARRISON	\$ 6.28	\$ 6.30	\$ 6.38	
NEWARK	\$ 6.30	\$ 6.32	\$ 6.40	
	MU	MU	MU	
Arrive	P. M.	P. M.	P. M.	
	3273	3461	3275	

STATIONS	FIRST CLASS			
	●3281 ‡DAILY EX. SAT. & SUN.	●3469	●3283 ‡DAILY EX. SAT. & SUN.	
	P. M.	P. M.	P. M.	
	Leave			
NEW YORK (Hud. Ter.)	\$ 6.54	\$ 7.00	\$ 7.06	
JERSEY CITY				
JOURNAL SQUARE	\$ 7.04	\$ 7.10	\$ 7.16	
HARRISON	\$ 7.12	\$ 7.18	\$ 7.24	
NEWARK	\$ 7.14	\$ 7.20	\$ 7.26	
	MU	MU	MU	
Arrive	P. M.	P. M.	P. M.	
	3281	3469	3283	

STATIONS	FIRST CLASS			
	●3289 ‡DAILY EX. SAT. & SUN.	●3477	●3291 DAILY	
	P. M.	P. M.	P. M.	
	Leave			
NEW YORK (Hud. Ter.)	\$ 7.45	\$ 7.48	\$ 8.00	
JERSEY CITY				
JOURNAL SQUARE	\$ 7.55	\$ 7.58	\$ 8.10	
HARRISON	\$ 8.03	\$ 8.06	\$ 8.18	
NEWARK	\$ 8.05	\$ 8.08	\$ 8.20	
	MU	MU	MU	
Arrive	P. M.	P. M.	P. M.	
	3289	3477	3291	

Trains Nos. 3273, 3275, 3281, 3283, 3289 will not run May 30, July 4, Sept. 4.

Trains Nos. 3461, 3469, 3477 will run Saturday, Sunday and May 30, July 4, Sept. 4.

FIRST CLASS

	●3463	●3277 ‡DAILY EX. SAT. & SUN.	●3465	●3279 ‡DAILY EX. SAT. & SUN.	●3467
	P. M.	P. M.	P. M.	P. M.	P. M.
	\$ 6.24	\$ 6.30	\$ 6.36	\$ 6.42	\$ 6.48
	\$ 6.34	\$ 6.40	\$ 6.46	\$ 6.52	\$ 6.58
	\$ 6.42	\$ 6.48	\$ 6.54	\$ 7.00	\$ 7.06
	\$ 6.44 MU	\$ 6.50 MU	\$ 6.56 MU	\$ 7.02 MU	\$ 7.08 MU
	P. M.	P. M.	P. M.	P. M.	P. M.
	3463	3277	3465	3279	3467

FIRST CLASS

	●3471	●3285 ‡DAILY EX. SAT. & SUN.	●3473	●3287 ‡DAILY EX. SAT. & SUN.	●3475
	P. M.	P. M.	P. M.	P. M.	P. M.
	\$ 7.12	\$ 7.18	\$ 7.24	\$ 7.30	\$ 7.36
	\$ 7.22	\$ 7.28	\$ 7.34	\$ 7.40	\$ 7.46
	\$ 7.30	\$ 7.36	\$ 7.42	\$ 7.48	\$ 7.54
	\$ 7.32 MU	\$ 7.38 MU	\$ 7.44 MU	\$ 7.50 MU	\$ 7.56 MU
	P. M.	P. M.	P. M.	P. M.	P. M.
	3471	3285	3473	3287	3475

FIRST CLASS

	●3479	●3293 ‡DAILY EX. SAT. & SUN.	●3481	●3295 ‡DAILY EX. SAT. & SUN.	●3483
	P. M.	P. M.	P. M.	P. M.	P. M.
	\$ 8.12	\$ 8.16	\$ 8.24	\$ 8.30	\$ 8.36
	\$ 8.22	\$ 8.26	\$ 8.34	\$ 8.40	\$ 8.46
	\$ 8.30	\$ 8.33	\$ 8.42	\$ 8.48	\$ 8.54
	\$ 8.32 MU	\$ 8.36 MU	\$ 8.44 MU	\$ 8.50 MU	\$ 8.56 MU
	P. M.	P. M.	P. M.	P. M.	P. M.
	3479	3293	3481	3295	3483

Trains Nos. 3277, 3279, 3285, 3287, 3293, 3295 will not run May 30, July 4, Sept. 4.

Trains Nos. 3463, 3465, 3467 3471, 3473, 3475, 3479, 3481, 3483 will run Saturday, Sunday and May 30, July 4, Sept. 4.

JERSEY CITY BRANCH

STATIONS	FIRST CLASS			
	●3297 DAILY EX. SAT. & SUN.	●3485	●3299 DAILY	
	P. M.	P. M.	P. M.	
	Leave			
NEW YORK (Hud. Ter.)	\$ 8.45	\$ 8.48	\$ 9.00	
JERSEY CITY				
JOURNAL SQUARE	\$ 8.55	\$ 8.58	\$ 9.10	
HARRISON	\$ 9.08	\$ 9.08	\$ 9.18	
NEWARK	\$ 9.05 MU	\$ 9.08 MU	\$ 9.20 MU	
Arrive	P. M.	P. M.	P. M.	
	3297	3485	3299	

STATIONS	FIRST CLASS			
	●3305 DAILY EX. SAT. & SUN.	●3493	●3307 DAILY	
	P. M.	P. M.	P. M.	
	L			
NEW YORK (Hud. Ter.)	\$ 9.45	\$ 9.48	\$ 10.00	
JERSEY CITY				
JOURNAL SQUARE	\$ 9.55	\$ 9.58	\$ 10.10	
HARRISON	\$ 10.08	\$ 10.08	\$ 10.18	
NEWARK	\$ 10.05 MU	\$ 10.08 MU	\$ 10.20 MU	
Arrive	P. M.	P. M.	P. M.	
	3305	3493	3307	

STATIONS	FIRST CLASS			
	●3313 DAILY EX. SAT. & SUN.	●3501 SAT. & SUN. ONLY	●3505	
	P. M.	P. M.	P. M.	
	Leave			
NEW YORK (Hud. Ter.)	\$ 10.45	\$ 10.48	\$ 10.51	
JERSEY CITY				
JOURNAL SQUARE	\$ 10.55	\$ 10.58	\$ 11.01	
HARRISON	\$ 11.08	\$ 11.08	\$ 11.09	
NEWARK	\$ 11.05 MU	\$ 11.08 MU	\$ 11.11 MU	
Arrive	P. M.	P. M.	P. M.	
	3313	3501	3505	

Trains Nos. 3297, 3305, 3313 will not run May 30, July 4, Sept. 4.
 Trains Nos. 3485, 3493 will run Saturday, Sunday and May 30,
 July 4, Sept. 4.
 Train No. 3505 will run May 30, July 4, Sept. 4 only.

FIRST CLASS

	●3487	●3301 ‡DAILY EX. SAT. & SUN.	●3489	●3303 ‡DAILY EX. SAT. & SUN.	●3491
	P. M.	P. M.	P. M.	P. M.	P. M.
	\$ 9.12	\$ 9.15	\$ 9.24	\$ 9.80	\$ 9.86
	\$ 9.22	\$ 9.25	\$ 9.34	\$ 9.40	\$ 9.46
	\$ 9.80	\$ 9.83	\$ 9.42	\$ 9.48	\$ 9.54
	\$ 9.82	\$ 9.85	\$ 9.44	\$ 9.50	\$ 9.56
	MU	MU	MU	MU	MU
	P. M.	P. M.	P. M.	P. M.	P. M.
	3487	3301	3489	3303	3491

FIRST CLASS

	●3495	●3309 ‡DAILY EX. SAT. & SUN.	●3497	●3311 ‡DAILY EX. SAT. & SUN.	●3499
	P. M.	P. M.	P. M.	P. M.	P. M.
	\$ 10.12	\$ 10.15	\$ 10.24	\$ 10.80	\$ 10.86
	\$ 10.22	\$ 10.25	\$ 10.34	\$ 10.40	\$ 10.46
	\$ 10.80	\$ 10.83	\$ 10.42	\$ 10.48	\$ 10.54
	\$ 10.82	\$ 10.85	\$ 10.44	\$ 10.50	\$ 10.56
	MU	MU	MU	MU	MU
	P. M.	P. M.	P. M.	P. M.	P. M.
	3495	3309	3497	3311	3499

FIRST CLASS

	●3315 DAILY	●3317 DAILY	●3319 DAILY		
	P. M.	P. M.	P. M.		
	\$ 11.00	\$ 11.20	\$ 11.50		
	\$ 11.10	\$ 11.80	\$ 12.00		
	\$ 11.18	\$ 11.88	\$ 12.08		
	\$ 11.20	\$ 11.40	\$ 12.10		
	MU	MU	MU		
	P. M.	P. M.	A. M.		
	3315	3317	3319		

Trains Nos. 3301, 3303, 3309, 3311 will not run May 30, July 4, Sept. 4.

Trains Nos. 3487, 3489, 3491, 3495, 3497, 3499 will run Saturday, Sunday and May 30, July 4, Sept. 4.

JERSEY CITY BRANCH

STATIONS	FIRST CLASS			
		3104	3106	
Arrive		A. M.	A. M.	
NEW YORK (Hud. Ter.)		\$ 12.40	\$ 1.10	
JERSEY CITY				
JOURNAL SQUARE		\$ 12.30	\$ 1.00	
HARRISON		\$ 12.22	\$ 12.52	
NEWARK		\$ 12.20	\$ 12.50	
		MU	MU	
Leave		A. M.	A. M.	
		DAILY	DAILY	
		●3104	●3106	

STATIONS	FIRST CLASS			
	3118	3120	3400	
Arrive	A. M.	A. M.	A. M.	
NEW YORK (Hud. Ter.)	\$ 4.10	\$ 4.30	\$ 4.40	
JERSEY CITY				
JOURNAL SQUARE	\$ 4.00	\$ 4.20	\$ 4.30	
HARRISON	\$ 3.52	\$ 4.12	\$ 4.22	
NEWARK	\$ 3.50	\$ 4.10	\$ 4.20	
	MU	MU	MU	
Leave	A. M.	A. M.	A. M.	
	DAILY	±DAILY EX. SAT. & SUN.		
	●3118	●3120	●3400	

STATIONS	FIRST CLASS			
	3408	3126	3410	
Arrive	A. M.	A. M.	A. M.	
NEW YORK (Hud. Ter.)	\$ 5.20	\$ 5.21	\$ 5.26	
JERSEY CITY				
JOURNAL SQUARE	\$ 5.10	\$ 5.11	\$ 5.16	
HARRISON	\$ 5.02	\$ 5.03	\$ 5.08	
NEWARK	\$ 5.00	\$ 5.01	\$ 5.06	
	MU	MU	MU	
Leave	A. M.	A. M.	A. M.	
		±DAILY EX. SAT. & SUN.	SAT. ONLY	
	●3408	●3126	●3410	

Trains Nos. 3120, 3126 will not run May 30, July 4, Sept. 4.
 Train No. 3400 will run Saturday, Sunday and May 30, July 4, Sept. 4.
 Train No. 3408 will run Sunday and May 30, July 4, Sept. 4.

FIRST CLASS

	3108	3110	3112	3114	3116
	A. M.	A. M.	A. M.	A. M.	A. M.
	\$ 1.40	\$ 2.10	\$ 2.40	\$ 3.10	\$ 3.40
	\$ 1.30	\$ 2.00	\$ 2.30	\$ 3.00	\$ 3.30
	\$ 1.22	\$ 1.52	\$ 2.22	\$ 2.52	\$ 3.22
	\$ 1.20	\$ 1.50	\$ 2.20	\$ 2.50	\$ 3.20
	MU	MU	MU	MU	MU
	A. M.	A. M.	A. M.	A. M.	A. M.
	DAILY	DAILY	DAILY	DAILY	DAILY
	●3108	●3110	●3112	●3114	●3116

FIRST CLASS

	3122	3402	3404	3124	3406
	A. M.	A. M.	A. M.	A. M.	A. M.
	\$ 4.50	\$ 5.00	\$ 5.02	\$ 5.05	\$ 5.14
	\$ 4.40	\$ 4.50	\$ 4.52	\$ 4.55	\$ 5.04
	\$ 4.32	\$ 4.42	\$ 4.44	\$ 4.47	\$ 4.56
	\$ 4.30	\$ 4.40	\$ 4.42	\$ 4.45	\$ 4.54
	MU	MU	MU	MU	MU
	A. M.	A. M.	A. M.	A. M.	A. M.
	‡DAILY EX. SUN.		SAT. ONLY	‡DAILY EX. SAT. & SUN.	SAT. ONLY
	●3122	●3402	●3404	●3124	●3406

FIRST CLASS

	3128	3412	3414	3130	3416
	A. M.	A. M.	A. M.	A. M.	A. M.
	\$ 5.31	\$ 5.35	\$ 5.38	\$ 5.41	\$ 5.50
	\$ 5.21	\$ 5.25	\$ 5.28	\$ 5.31	\$ 5.40
	\$ 5.13	\$ 5.17	\$ 5.20	\$ 5.23	\$ 5.32
	\$ 5.11	\$ 5.15	\$ 5.18	\$ 5.21	\$ 5.30
	MU	MU	MU	MU	MU
	A. M.	A. M.	A. M.	A. M.	A. M.
	‡DAILY EX. SAT. & SUN.		SAT. ONLY	‡DAILY EX. SAT. & SUN.	
	●3128	●3412	●3414	●3130	●3416

Trains Nos. 3122, 3124, 3128, 3130 will not run May 30, July 4, Sept. 4.

Trains Nos. 3402, 3412 will run Sunday and May 30, July 4, Sept. 4.

Train No. 3416 will run Saturday, Sunday and May 30, July 4, Sept. 4.

JERSEY CITY BRANCH

STATIONS	FIRST CLASS			
	3132	3134	3418	
Arrive	A. M.	A. M.	A. M.	
NEW YORK (Hud. Ter.)	\$ 5.51	\$ 6.01	\$ 6.02	
JERSEY CITY				
JOURNAL SQUARE	\$ 5.41	\$ 5.51	\$ 5.52	
HARRISON	\$ 5.38	\$ 5.43	\$ 5.44	
NEWARK	\$ 5.31	\$ 5.41	\$ 5.42	
	MU	MU	MU	
Leave	A. M.	A. M.	A. M.	
	‡DAILYEX. SAT. & SUN.	‡DAILYEX. SAT. & SUN.	SAT. ONLY	
	●3132	●3134	●3418	

STATIONS	FIRST CLASS			
	3426	3142		
Arrive	A. M.	A. M.		
NEW YORK (Hud. Ter.)	\$ 6.26	\$ 6.31		
JERSEY CITY				
JOURNAL SQUARE	\$ 6.16	\$ 6.21		
HARRISON	\$ 6.08	\$ 6.13		
NEWARK	\$ 6.06	\$ 6.11		
	MU	MU		
Leave	A. M.	A. M.		
	SAT. ONLY	‡DAILYEX. SAT. & SUN.		
	●3426	●3142		

STATIONS	FIRST CLASS			
	3148	3434	3710	
Arrive	A. M.	A. M.	A. M.	
NEW YORK (Hud. Ter.)	\$ 7.01	\$ 7.02	\$ 7.05	
JERSEY CITY			\$ 6.58	
JOURNAL SQUARE	\$ 6.51	\$ 6.52	6.54	
HARRISON	\$ 6.43	\$ 6.44	6.45	
NEWARK	\$ 6.41	\$ 6.42	\$ 6.44	
	MU	MU	MU	
Leave	A. M.	A. M.	A. M.	
	‡DAILYEX. SAT. & SUN.		‡DAILYEX. SAT. & SUN.	
	●3148	●3434	●3710	

Train No. 3710 will not run May 30, July 4, Sept. 4.

Trains Nos. 3132, 3134, 3142, 3148 will not run May 30, July 4, Sept. 4.

Train No. 3434 will run Saturday, Sunday and May 30, July 4, Sept. 4.

FIRST CLASS

	3420	3136	3422	3424	3140
	A. M.	A. M.	A. M.	A. M.	A. M.
	\$ 6.05	\$ 6.11	\$ 6.14	\$ 6.20	\$ 6.21
	\$ 5.55	\$ 6.01	\$ 6.04	\$ 6.10	\$ 6.11
	\$ 5.47	\$ 5.53	\$ 5.56	\$ 6.02	\$ 6.03
	\$ 5.45	\$ 5.51	\$ 5.54	\$ 6.00	\$ 6.01
	MU	MU	MU	MU	MU
	A. M.	A. M.	A. M.	A. M.	A. M.
		‡DAILY EX. SAT. & SUN.	SAT. ONLY		‡DAILY EX. SAT. & SUN.
	●3420	●3136	●3422	●3424	●3140

FIRST CLASS

	3428	3430	3144	3432	3146
	A. M.	A. M.	A. M.	A. M.	A. M.
	\$ 6.35	\$ 6.38	\$ 6.41	\$ 6.50	\$ 6.51
	\$ 6.25	\$ 6.28	\$ 6.31	\$ 6.40	\$ 6.41
	\$ 6.17	\$ 6.20	\$ 6.23	\$ 6.32	\$ 6.33
	\$ 6.15	\$ 6.18	\$ 6.21	\$ 6.30	\$ 6.31
	MU	MU	MU	MU	MU
	A. M.	A. M.	A. M.	A. M.	A. M.
		SAT. ONLY	‡DAILY EX. SAT. & SUN.		‡DAILY EX. SAT. & SUN.
	●3428	●3430	●3144	●3432	●3146

FIRST CLASS

	3150	3436	3712	3152	3610
	A. M.	A. M.	A. M.	A. M.	A. M.
	\$ 7.09	\$ 7.14	\$ 7.16	\$ 7.17	\$ 7.23
			\$ 7.09		\$ 7.15
	\$ 6.59	\$ 7.04	7.05	\$ 7.07	7.10
	\$ 6.51	\$ 6.56	6.58	\$ 6.59	7.03
	\$ 6.49	\$ 6.54	\$ 6.56	\$ 6.57	\$ 7.01
	MU	MU	MU	MU	MU
	A. M.	A. M.	A. M.	A. M.	A. M.
	‡DAILY EX. SAT. & SUN.		‡DAILY EX. SAT. & SUN.	‡DAILY EX. SAT. & SUN.	‡DAILY EX. SAT. & SUN.
	●3150	●3436	●3712	●3152	●3610

Trains Nos. 3712, 3610 will not run May 30, July 4, Sept. 4.
 Trains Nos. 3136, 3140, 3144, 3146, 3150, 3152 will not run May 30, July 4, Sept. 4.
 Trains Nos. 3420, 3424, 3428 will run Sunday and May 30, July 4, Sept. 4.
 Trains Nos. 3432, 3436 will run Saturday, Sunday and May 30, July 4, Sept. 4.

JERSEY CITY BRANCH

STATIONS	FIRST CLASS			
	3154	3438		
Arrive	A. M.	A. M.		
NEW YORK (Hud. Ter.)	\$ 7.25	\$ 7.26		
JERSEY CITY				
JOURNAL SQUARE	\$ 7.15	\$ 7.16		
HARRISON	\$ 7.07	\$ 7.08		
NEWARK	\$ 7.05	\$ 7.06		
	MU	MU		
Leave	A. M.	A. M.		
	‡DAILYEX. SAT. & SUN.			
	●3154	●3438		

STATIONS	FIRST CLASS			
	3158	3160	3442	
Arrive	A. M.	A. M.	A. M.	
NEW YORK (Hud. Ter.)	\$ 7.41	\$ 7.49	\$ 7.50	
JERSEY CITY				
JOURNAL SQUARE	\$ 7.31	\$ 7.39	\$ 7.40	
HARRISON	\$ 7.23	\$ 7.31	\$ 7.32	
NEWARK	\$ 7.21	\$ 7.29	\$ 7.30	
	MU	MU	MU	
Leave	A. M.	A. M.	A. M.	
	‡DAILYEX. SAT. & SUN.	‡DAILYEX. SAT. & SUN.		
	●3158	●3160	●3442	

STATIONS	FIRST CLASS			
		3166	3446	
Arrive		A. M.	A. M.	
NEW YORK (Hud. Ter.)		\$ 8.13	\$ 8.14	
JERSEY CITY				
JOURNAL SQUARE		\$ 8.03	\$ 8.04	
HARRISON		\$ 7.55	\$ 7.56	
NEWARK		\$ 7.53	\$ 7.54	
		MU	MU	
Leave		A. M.	A. M.	
		‡DAILYEX. SAT. & SUN.		
		●3166	●3446	

Trains Nos. 3154, 3158, 3160, 3166 will not run May 30, July 4, Sept. 4.

Trains Nos. 3438, 3442, 3446 will run Saturday, Sunday and May 30, July 4, Sept. 4.

FIRST CLASS

	3156	704	3440		
	A. M.	A. M.	A. M.		
	\$ 7.88	\$ 7.86	\$ 7.88		
		\$ 7.29			
	\$ 7.23	7.25	\$ 7.28		
	\$ 7.15	7.17	\$ 7.20		
	\$ 7.13	\$ 7.15	\$ 7.18		
	MU		MU		
	A. M.	A. M.	A. M.		
	‡DAILY EX. SAT. & SUN.	‡DAILY EX. SAT. & SUN.			
	●3156	●704	●3440		

FIRST CLASS

	3162	3720	3444	3164	3618
	A. M.	A. M.	A. M.	A. M.	A. M.
	\$ 7.57	\$ 8.02	\$ 8.02	\$ 8.05	\$ 8.07
		\$ 7.55			\$ 8.00
	\$ 7.47	7.50	\$ 7.52	\$ 7.55	7.55
	\$ 7.39	7.43	\$ 7.44	\$ 7.47	7.49
	\$ 7.37	\$ 7.42	\$ 7.42	\$ 7.45	\$ 7.47
	MU	MU	MU	MU	MU
	A. M.	A. M.	A. M.	A. M.	A. M.
	‡DAILY EX. SAT. & SUN.	‡DAILY EX. SAT. & SUN.		‡DAILY EX. SAT. & SUN.	‡DAILY EX. SAT. & SUN.
	●3162	●3720	●3444	●3164	●3618

FIRST CLASS

	3168	3448	710	3170	3172
	A. M.	A. M.	A. M.	A. M.	A. M.
	\$ 8.21	\$ 8.26	\$ 8.28	\$ 8.29	\$ 8.37
			\$ 8.20		
	\$ 8.11	\$ 8.16	8.15	\$ 8.19	\$ 8.27
	\$ 8.03	\$ 8.08	8.08	\$ 8.11	\$ 8.19
	\$ 8.01	\$ 8.06	\$ 8.06	\$ 8.09	\$ 8.17
	MU	MU		MU	MU
	A. M.	A. M.	A. M.	A. M.	A. M.
	‡DAILY EX. SAT. & SUN.		‡DAILY EX. SAT. & SUN.	‡DAILY EX. SAT. & SUN.	‡DAILY EX. SAT. & SUN.
	●3168	●3448	●710	●3170	●3172

Trains Nos. 704, 3720, 3618, 710 will not run May 30, July 4, Sept. 4.
 Trains Nos. 3156, 3162 3164, 3168, 3170, 3172 will not run May 30, July 4, Sept. 4.
 Trains Nos. 3440, 3444, 3448 will run Saturday, Sunday and May 30, July 4, Sept. 4.

JERSEY CITY BRANCH

STATIONS	FIRST CLASS			
	3450	3174	3452	
Arrive	A. M.	A. M.	A. M.	
NEW YORK (Hud. Ter.)	\$ 8.38	\$ 8.45	\$ 8.50	
JERSEY CITY				
JOURNAL SQUARE	\$ 8.28	\$ 8.35	\$ 8.40	
HARRISON	\$ 8.20	\$ 8.27	\$ 8.32	
NEWARK	\$ 8.18	\$ 8.25	\$ 8.30	
	MU	MU	MU	
Leave	A. M.	A. M.	A. M.	
		±DAILY EX- SAT. & SUN.		
	●3450	●3174	●3452	

STATIONS	FIRST CLASS			
	3184	3186	3188	
Arrive	A. M.	A. M.	A. M.	
NEW YORK (Hud. Ter.)	\$ 9.38	\$ 9.50	\$ 10.02	
JERSEY CITY				
JOURNAL SQUARE	\$ 9.28	\$ 9.40	\$ 9.52	
HARRISON	\$ 9.20	\$ 9.32	\$ 9.44	
NEWARK	\$ 9.18	\$ 9.30	\$ 9.42	
	MU	MU	MU	
Leave	A. M.	A. M.	A. M.	
	DAILY	DAILY	DAILY	
	●3184	●3186	●3188	

STATIONS	FIRST CLASS			
	3200	3202	3204	
Arrive	A. M.	A. M.	A. M.	
NEW YORK (Hud. Ter.)	\$ 11.14	\$ 11.26	\$ 11.38	
JERSEY CITY				
JOURNAL SQUARE	\$ 11.04	\$ 11.16	\$ 11.28	
HARRISON	\$ 10.56	\$ 11.08	\$ 11.20	
NEWARK	\$ 10.54	\$ 11.06	\$ 11.18	
	MU	MU	MU	
Leave	A. M.	A. M.	A. M.	
	DAILY	DAILY	DAILY	
	●3200	●3202	●3204	

Train No. 3174 will not run May 30, July 4, Sept. 4.
 Trains Nos. 3450, 3452 will run Saturday, Sunday and May 30,
 July 4, Sept. 4.

FIRST CLASS

		3176	3178	3180	3182
		A. M.	A. M.	A. M.	A. M.
		\$ 8.53	\$ 9.02	\$ 9.14	\$ 9.26
		\$ 8.43	\$ 8.52	\$ 9.04	\$ 9.16
		\$ 8.35	\$ 8.44	\$ 8.56	\$ 9.08
		\$ 8.33	\$ 8.42	\$ 8.54	\$ 9.06
		MU	MU	MU	MU
		A. M.	A. M.	A. M.	A. M.
		†DAILY EX. SAT. & SUN.	DAILY	DAILY	DAILY
		●3176	●3178	●3180	●3182

FIRST CLASS

	3190	3192	3194	3196	3198
	A. M.	A. M.	A. M.	A. M.	A. M.
	\$ 10.14	\$ 10.26	\$ 10.38	\$ 10.50	\$ 11.02
	\$ 10.04	\$ 10.16	\$ 10.28	\$ 10.40	\$ 10.52
	\$ 9.56	\$ 10.08	\$ 10.20	\$ 10.32	\$ 10.44
	\$ 9.54	\$ 10.06	\$ 10.18	\$ 10.30	\$ 10.42
	MU	MU	MU	MU	MU
	A. M.	A. M.	A. M.	A. M.	A. M.
	DAILY	DAILY	DAILY	DAILY	DAILY
	●3190	●3192	●3194	●3196	●3198

FIRST CLASS

	3206	3208	3210	3212	3214
	A. M.	P. M.	P. M.	P. M.	P. M.
	\$ 11.50	\$ 12.02	\$ 12.14	\$ 12.26	\$ 12.38
	\$ 11.40	\$ 11.52	\$ 12.04	\$ 12.16	\$ 12.28
	\$ 11.32	\$ 11.44	\$ 11.56	\$ 12.08	\$ 12.20
	\$ 11.30	\$ 11.42	\$ 11.54	\$ 12.06	\$ 12.18
	MU	MU	MU	MU	MU
	A. M.	A. M.	A. M.	P. M.	P. M.
	DAILY	DAILY	DAILY	DAILY	DAILY
	●3206	●3208	●3210	●3212	●3214

Train No. 3176 will not run May 30, July 4, Sept. 4.

JERSEY CITY BRANCH

STATIONS	FIRST CLASS			
	3216	3218	3220	
Arrive	P. M.	P. M.	P. M.	
NEW YORK (Hud. Ter.)	\$ 12.50	\$ 1.02	\$ 1.14	
JERSEY CITY				
JOURNAL SQUARE	\$ 12.40	\$ 12.52	\$ 1.04	
HARRISON	\$ 12.32	\$ 12.44	\$ 12.56	
NEWARK	\$ 12.30	\$ 12.42	\$ 12.54	
	MU	MU	MU	
Leave	P. M.	P. M.	P. M.	
	DAILY	DAILY	DAILY	
	●3216	●3218	●3220	

STATIONS	FIRST CLASS			
	3232	3234	3236	
Arrive	P. M.	P. M.	P. M.	
NEW YORK (Hud. Ter.)	\$ 2.26	\$ 2.38	\$ 2.50	
JERSEY CITY				
JOURNAL SQUARE	\$ 2.16	\$ 2.28	\$ 2.40	
HARRISON	\$ 2.08	\$ 2.20	\$ 2.32	
NEWARK	\$ 2.06	\$ 2.18	\$ 2.30	
	MU	MU	MU	
Leave	P. M.	P. M.	P. M.	
	DAILY	DAILY	DAILY	
	●3232	●3234	●3236	

STATIONS	FIRST CLASS			
	3460	3244	3462	
Arrive	P. M.	P. M.	P. M.	
NEW YORK (Hud. Ter.)	\$ 3.26	\$ 3.31	\$ 3.88	
JERSEY CITY				
JOURNAL SQUARE	\$ 3.16	\$ 3.21	\$ 3.28	
HARRISON	\$ 3.08	\$ 3.13	\$ 3.20	
NEWARK	\$ 3.06	\$ 3.11	\$ 3.18	
	MU	MU	MU	
Leave	P. M.	P. M.	P. M.	
		±DAILY EX. SAT. & SUN.		
	●3460	●3244	●3462	

Train No. 3244 will not run May 30, July 4, Sept. 4.

Trains Nos. 3460, 3462 will run Saturday, Sunday and May 30, July 4, Sept. 4.

FIRST CLASS

	3222	3224	3226	3228	3230
	P. M.	P. M.	P. M.	P. M.	P. M.
	\$ 1.26	\$ 1.38	\$ 1.50	\$ 2.02	\$ 2.14
	\$ 1.16	\$ 1.28	\$ 1.40	\$ 1.52	\$ 2.04
	\$ 1.08	\$ 1.20	\$ 1.32	\$ 1.44	\$ 1.56
	\$ 1.06	\$ 1.18	\$ 1.30	\$ 1.42	\$ 1.54
	MU	MU	MU	MU	MU
	P. M.	P. M.	P. M.	P. M.	P. M.
	DAILY	DAILY	DAILY	DAILY	DAILY
	●3222	●3224	●3226	●3228	●3230

FIRST CLASS

	3238	3456	3240	3458	3242
	P. M.	P. M.	P. M.	P. M.	P. M.
	\$ 3.01	\$ 3.02	\$ 3.11	\$ 3.14	\$ 3.21
	\$ 2.51	\$ 2.52	\$ 3.01	\$ 3.04	\$ 3.11
	\$ 2.43	\$ 2.44	\$ 2.53	\$ 2.56	\$ 3.03
	\$ 2.41	\$ 2.42	\$ 2.51	\$ 2.54	\$ 3.01
	MU	MU	MU	MU	MU
	P. M.	P. M.	P. M.	P. M.	P. M.
	‡DAILY EX. SAT. & SUN.		‡DAILY EX. SAT. & SUN.		‡DAILY EX. SAT. & SUN.
	●3238	●3456	●3240	●3458	●3242

FIRST CLASS

	3246	3464	3248	3250	3466
	P. M.	P. M.	P. M.	P. M.	P. M.
	\$ 3.41	\$ 3.50	\$ 3.51	\$ 4.01	\$ 4.02
	\$ 3.31	\$ 3.40	\$ 3.41	\$ 3.51	\$ 3.52
	\$ 3.23	\$ 3.32	\$ 3.33	\$ 3.43	\$ 3.44
	\$ 3.21	\$ 3.30	\$ 3.31	\$ 3.41	\$ 3.42
	MU	MU	MU	MU	MU
	P. M.	P. M.	P. M.	P. M.	P. M.
	‡DAILY EX. SAT. & SUN.		‡DAILY EX. SAT. & SUN.	‡DAILY EX. SAT. & SUN.	
	●3246	●3464	●3248	●3250	●3466

Trains Nos. 3238, 3240, 3242, 3246, 3248, 3250 will not run May 30, July 4, Sept. 4.

Trains Nos. 3456, 3458, 3464, 3466 will run Saturday, Sunday and May 30, July 4, Sept. 4.

JERSEY CITY BRANCH

STATIONS	FIRST CLASS			
	3252	3468	3254	
Arrive	P. M.	P. M.	P. M.	
NEW YORK (Hud. Ter.)	\$ 4.09	\$ 4.14	\$ 4.17	
JERSEY CITY				
JOURNAL SQUARE	\$ 8.59	\$ 4.04	\$ 4.07	
HARRISON	\$ 8.51	\$ 8.56	\$ 8.59	
NEWARK	\$ 8.49	\$ 8.54	\$ 8.57	
	MU	MU	MU	
Leave	P. M.	P. M.	P. M.	
	±DAILYEX. SAT. & SUN.		±DAILYEX. SAT. & SUN.	
	●3252	●3468	●3254	

STATIONS	FIRST CLASS			
	3260	3262	3474	
Arrive	P. M.	P. M.	P. M.	
NEW YORK (Hud. Ter.)	\$ 4.41	\$ 4.49	\$ 4.50	
JERSEY CITY				
JOURNAL SQUARE	\$ 4.81	\$ 4.39	\$ 4.40	
HARRISON	\$ 4.23	\$ 4.31	\$ 4.32	
NEWARK	\$ 4.21	\$ 4.29	\$ 4.30	
	MU	MU	MU	
Leave	P. M.	P. M.	P. M.	
	±DAILYEX. SAT. & SUN.	±DAILYEX. SAT. & SUN.		
	●3260	●3262	●3474	

STATIONS	FIRST CLASS			
	3478	3270	3480	
Arrive	P. M.	P. M.	P. M.	
NEW YORK (Hud. Ter.)	\$ 5.14	\$ 5.21	\$ 5.26	
JERSEY CITY				
JOURNAL SQUARE	\$ 5.04	\$ 5.11	\$ 5.16	
HARRISON	\$ 4.56	\$ 5.03	\$ 5.08	
NEWARK	\$ 4.54	\$ 5.01	\$ 5.06	
	MU	MU	MU	
Leave	P. M.	P. M.	P. M.	
		±DAILYEX. SAT. & SUN.		
	●3478	●3270	●3480	

Trains Nos. 3252, 3254, 3260, 3262, 3270 will not run May 30, July 4, Sept. 4.

Trains Nos. 3468, 3474, 3478, 3480 will run Saturday, Sunday and May 30, July 4, Sept. 4.

FIRST CLASS

	3256	3470	3258		3472
	P. M.	P. M.	P. M.		P. M.
	\$ 4.25	\$ 4.26	\$ 4.33		\$ 4.38
	\$ 4.15	\$ 4.16	\$ 4.23		\$ 4.28
	\$ 4.07	\$ 4.08	\$ 4.15		\$ 4.20
	\$ 4.05	\$ 4.06	\$ 4.13		\$ 4.18
	MU	MU	MU		MU
	P. M.	P. M.	P. M.		P. M.
	‡DAILY EX. SAT. & SUN.		‡DAILY EX. SAT. & SUN.		
	●3256	●3470	●3258		●3472

FIRST CLASS

		3264	3476	3266	3268
		P. M.	P. M.	P. M.	P. M.
		\$ 4.57	\$ 5.02	\$ 5.05	\$ 5.18
		\$ 4.47	\$ 4.52	\$ 4.55	\$ 5.03
		\$ 4.39	\$ 4.44	\$ 4.47	\$ 4.55
		\$ 4.37	\$ 4.42	\$ 4.45	\$ 4.53
		MU	MU	MU	MU
		P. M.	P. M.	P. M.	P. M.
		‡DAILY EX. SAT. & SUN.		‡DAILY EX. SAT. & SUN.	‡DAILY EX. SAT. & SUN.
		●3264	●3476	●3266	●3268

FIRST CLASS

		3272	3482	3274	3484
		P. M.	P. M.	P. M.	P. M.
		\$ 5.31	\$ 5.38	\$ 5.41	\$ 5.50
		\$ 5.21	\$ 5.28	\$ 5.31	\$ 5.40
		\$ 5.13	\$ 5.20	\$ 5.23	\$ 5.32
		\$ 5.11	\$ 5.18	\$ 5.21	\$ 5.30
		MU	MU	MU	MU
		P. M.	P. M.	P. M.	P. M.
		‡DAILY EX. SAT. & SUN.		‡DAILY EX. SAT. & SUN.	
		●3272	●3482	●3274	●3484

Trains Nos. 3256, 3258, 3264, 3266, 3268, 3272, 3274 will not run
May 30, July 4, Sept. 4.

Trains Nos. 3470, 3472, 3476, 3482, 3484 will run Saturday,
Sunday and May 30, July 4, Sept. 4.

JERSEY CITY BRANCH

STATIONS	FIRST CLASS			
	3276	3278	3486	
Arrive	P. M.	P. M.	P. M.	
NEW YORK (Hud. Ter.)	\$ 5.51	\$ 6.01	\$ 6.02	
JERSEY CITY				
JOURNAL SQUARE	\$ 5.41	\$ 5.51	\$ 5.52	
HARRISON	\$ 5.33	\$ 5.43	\$ 5.44	
NEWARK	\$ 5.31	\$ 5.41	\$ 5.42	
	MU	MU	MU	
Leave	P. M.	P. M.	P. M.	
	‡DAILYEX. SAT. & SUN.	‡DAILYEX. SAT. & SUN.		
	●3276	●3278	●3486	

STATIONS	FIRST CLASS			
	3492	3286	3494	
Arrive	P. M.	P. M.	P. M.	
NEW YORK (Hud. Ter.)	\$ 6.38	\$ 6.45	\$ 6.50	
JERSEY CITY				
JOURNAL SQUARE	\$ 6.28	\$ 6.35	\$ 6.40	
HARRISON	\$ 6.20	\$ 6.27	\$ 6.32	
NEWARK	\$ 6.18	\$ 6.25	\$ 6.30	
	MU	MU	MU	
Leave	P. M.	P. M.	P. M.	
		‡DAILYEX. SAT. & SUN.		
	●3492	●3286	●3494	

STATIONS	FIRST CLASS			
	3500	3294	3502	
Arrive	P. M.	P. M.	P. M.	
NEW YORK (Hud. Ter.)	\$ 7.26	\$ 7.35	\$ 7.38	
JERSEY CITY				
JOURNAL SQUARE	\$ 7.16	\$ 7.25	\$ 7.28	
HARRISON	\$ 7.08	\$ 7.17	\$ 7.20	
NEWARK	\$ 7.06	\$ 7.15	\$ 7.18	
	MU	MU	MU	
Leave	P. M.	P. M.	P. M.	
		‡DAILYEX. SAT. & SUN.		
	●3500	●3294	●3502	

Trains Nos. 3276, 3278, 3286, 3294 will not run May 30, July 4, Sept. 4.

Trains Nos. 3486, 3492, 3494, 3500, 3502 will run Saturday, Sunday and May 30, July 4, Sept. 4.

FIRST CLASS

	3280	3488	3282	3490	3284
	P. M.	P. M.	P. M.	P. M.	P. M.
	\$ 6.11	\$ 6.14	\$ 6.21	\$ 6.26	\$ 6.38
	\$ 6.01	\$ 6.04	\$ 6.11	\$ 6.16	\$ 6.28
	\$ 5.53	\$ 5.56	\$ 6.08	\$ 6.08	\$ 6.15
	\$ 5.51	\$ 5.54	\$ 6.01	\$ 6.06	\$ 6.18
	MU	MU	MU	MU	MU
	P. M.	P. M.	P. M.	P. M.	P. M.
	‡DAILY EX. SAT. & SUN.		‡DAILY EX. SAT. & SUN.		‡DAILY EX. SAT. & SUN.
	●3280	●3488	●3282	●3490	●3284

FIRST CLASS

	3288	3496	3290	3498	3292
	P. M.	P. M.	P. M.	P. M.	P. M.
	\$ 6.57	\$ 7.02	\$ 7.09	\$ 7.14	\$ 7.20
	\$ 6.47	\$ 6.52	\$ 6.59	\$ 7.04	\$ 7.10
	\$ 6.39	\$ 6.44	\$ 6.51	\$ 6.56	\$ 7.02
	\$ 6.37	\$ 6.42	\$ 6.49	\$ 6.54	\$ 7.00
	MU	MU	MU	MU	MU
	P. M.	P. M.	P. M.	P. M.	P. M.
	‡DAILY EX. SAT. & SUN.		‡DAILY EX. SAT. & SUN.		‡DAILY EX. SAT. & SUN.
	●3288	●3496	●3290	●3498	●3292

FIRST CLASS

	3296	3504	3298	3506	3300
	P. M.	P. M.	P. M.	P. M.	P. M.
	\$ 7.50	\$ 8.02	\$ 8.05	\$ 8.14	\$ 8.20
	\$ 7.40	\$ 7.52	\$ 7.55	\$ 8.04	\$ 8.10
	\$ 7.32	\$ 7.44	\$ 7.47	\$ 7.56	\$ 8.02
	\$ 7.30	\$ 7.42	\$ 7.45	\$ 7.54	\$ 8.00
	MU	MU	MU	MU	MU
	P. M.	P. M.	P. M.	P. M.	P. M.
	DAILY		‡DAILY EX. SAT. & SUN.		‡DAILY EX. SAT. & SUN.
	●3296	●3504	●3298	●3506	●3300

Trains Nos. 3280, 3282, 3284, 3288, 3290, 3292, 3298, 3300 will not run May 30, July 4, Sept. 4.

Trains Nos. 3488, 3490, 3496, 3498, 3504, 3506 will run Saturday, Sunday and May 30, July 4, Sept. 4.

JERSEY CITY BRANCH

STATIONS	FIRST CLASS			
	8508	3302	3510	
Arrive	P. M.	P. M.	P. M.	
NEW YORK (Hud. Ter.)	\$ 8.26	\$ 8.35	\$ 8.38	
JERSEY CITY				
JOURNAL SQUARE	\$ 8.16	\$ 8.25	\$ 8.28	
HARRISON	\$ 8.08	\$ 8.17	\$ 8.20	
NEWARK	\$ 8.06	\$ 8.15	\$ 8.18	
	MU	MU	MU	
Leave	P. M.	P. M.	P. M.	
		±DAILY EX SAT. & SUN.		
	●3508	●3302	●3510	

STATIONS	FIRST CLASS			
	3516	3310	3518	
Arrive	P. M.	P. M.	P. M.	
NEW YORK (Hud. Ter.)	\$ 9.26	\$ 9.35	\$ 9.38	
JERSEY CITY				
JOURNAL SQUARE	\$ 9.16	\$ 9.25	\$ 9.28	
HARRISON	\$ 9.08	\$ 9.17	\$ 9.20	
NEWARK	\$ 9.06	\$ 9.15	\$ 9.18	
	MU	MU	MU	
Leave	P. M.	P. M.	P. M.	
		±DAILY EX SAT. & SUN.		
	●3516	●3310	●3518	

STATIONS	FIRST CLASS			
	3524	3318	3526	
Arrive	P. M.	P. M.	P. M.	
NEW YORK (Hud. Ter.)	\$ 10.26	\$ 10.35	\$ 10.38	
JERSEY CITY				
JOURNAL SQUARE	\$ 10.16	\$ 10.25	\$ 10.28	
HARRISON	\$ 10.08	\$ 10.17	\$ 10.20	
NEWARK	\$ 10.06	\$ 10.15	\$ 10.18	
	MU	MU	MU	
Leave	P. M.	P. M.	P. M.	
		±DAILY EX SAT. & SUN.		
	●3524	●3318	●3526	

Trains Nos. 3302, 3310, 3318 will not run May 30, July 4, Sept. 4.
 Trains Nos. 3508, 3510, 3516, 3518, 3524, 3526 will run Saturday,
 Sunday and May 30, July 4, Sept. 4.

FIRST CLASS

	3304	3512	3306	3514	3308
	P. M.	P. M.	P. M.	P. M.	P. M.
	\$ 8.50	\$ 9.02	\$ 9.05	\$ 9.14	\$ 9.20
	\$ 8.40	\$ 8.52	\$ 8.55	\$ 9.04	\$ 9.10
	\$ 8.32	\$ 8.44	\$ 8.47	\$ 8.56	\$ 9.02
	\$ 8.30	\$ 8.42	\$ 8.45	\$ 8.54	\$ 9.00
	MU	MU	MU	MU	MU
	P. M.	P. M.	P. M.	P. M.	P. M.
	DAILY		±DAILYEX. SAT. & SUN.		±DAILYEX. SAT. & SUN.
	●3304	●3512	●3306	●3514	●3308

FIRST CLASS

	3312	3520	3314	●3522	3316
	P. M.	P. M.	P. M.	P. M.	P. M.
	\$ 9.50	\$ 10.02	\$ 10.05	\$ 10.14	\$ 10.20
	\$ 9.40	\$ 9.52	\$ 9.55	\$ 10.04	\$ 10.10
	\$ 9.32	\$ 9.44	\$ 9.47	\$ 9.56	\$ 10.02
	\$ 9.30	\$ 9.42	\$ 9.45	\$ 9.54	\$ 10.00
	MU	MU	MU	MU	MU
	P. M.	P. M.	P. M.	P. M.	P. M.
	DAILY		±DAILYEX. SAT. & SUN.		±DAILYEX. SAT. & SUN.
	●3312	●3520	●3314	3522	●3316

FIRST CLASS

	3320	3322	3324		3326
	P. M.	P. M.	P. M.		A. M.
	\$ 10.50	\$ 11.10	\$ 11.40		\$ 12.10
	\$ 10.40	\$ 11.00	\$ 11.30		\$ 12.00
	\$ 10.32	\$ 10.52	\$ 11.22		\$ 11.52
	\$ 10.30	\$ 10.50	\$ 11.20		\$ 11.50
	MU	MU	MU		MU
	P. M.	P. M.	P. M.		P. M.
	DAILY	DAILY	DAILY		DAILY
	●3320	●3322	●3324		●3326

Trains Nos. 3306, 3308, 3314, 3316 will not run May 30, July 4, Sept. 4.

Trains Nos. 3512, 3514, 3520, 3522 will run Saturday, Sunday and May 30, July 4, Sept. 4.

PRINCETON BRANCH

STATIONS	FIRST CLASS					
	4133	4135	4137	4139	4261	4141
	‡Daily Ex. Sat. & Sun. A. M.	‡DAILY EX.SUN. A. M.	‡DAILY EX.SUN. A. M.	‡DAILY EX.SUN. A. M.	A. M.	‡DAILY EX.SUN. A. M.
Leave						
PRINCETON.....	\$ 6.22	\$ 6.41	\$ 6.57	\$ 7.18	\$ 7.41	\$ 7.46
PENNS NECK.....		F 6.44				F 7.49
PRINCETON JOT	\$ 6.27	\$ 6.47	\$ 7.02	\$ 7.23	\$ 7.46	\$ 7.52
Arrive						
	4133	4135	4137	4139	4261	4141

STATIONS	FIRST CLASS					
	4151	4153	4109	4155	4157	4159
	DAILY EX. SUN. P. M.	‡DAILY EX.SUN. P. M.	SAT. ONLY P. M.	‡Daily Ex. Sat. & Sun. P. M.	DAILY P. M.	DAILY P. M.
Leave						
PRINCETON.....	\$12.40	\$ 1.07	\$ 1.47	\$ 2.29	\$ 3.11	\$ 3.40
PENNS NECK.....						F 3.48
PRINCETON JOT	\$12.45	\$ 1.12	\$ 1.52	\$ 2.34	\$ 3.16	\$ 3.46
Arrive						
	4151	4153	4109	4155	4157	4159

STATIONS	FIRST CLASS					
	4273	4173	4275	4277	4175	
	P. M.	‡DAILY EX. SUN. P. M.	P. M.	P. M.	DAILY P. M.	
Leave						
PRINCETON.....	\$ 6.39	\$ 6.46	\$ 7.16	\$ 7.42	\$ 8.00	
PENNS NECK.....						
PRINCETON JOT	\$ 6.44	\$ 6.51	\$ 7.21	\$ 7.47	\$ 8.05	
Arrive						
	4273	4173	4275	4277	4175	

PRINCETON BRANCH

STATIONS	FIRST CLASS					
	4134	4136	4138	4140	4262	4142
	A. M.	A. M.	A. M.	A. M.	A. M.	A. M.
Arrive						
PRINCETON.....	\$ 6.39	\$ 6.56	\$ 7.12	\$ 7.36	\$ 7.58	\$ 8.05
PENNS NECK.....		F 6.53				
PRINCETON JOT	\$ 6.34	\$ 6.51	\$ 7.07	\$ 7.31	\$ 7.53	\$ 8.00
Leave						
	‡Daily Ex. Sat. & Sun. A. M.	‡DAILY EX.SUN. A. M.	‡DAILY EX.SUN. A. M.	‡DAILY EX.SUN. A. M.		‡DAILY EX.SUN. A. M.
	4134	4136	4138	4140	4262	4142

STATIONS	FIRST CLASS					
	4152	4154	4110	4156	4158	4160
	P. M.	P. M.	P. M.	P. M.	P. M.	P. M.
Arrive						
PRINCETON.....	\$12.58	\$ 1.20	\$ 2.06	\$ 2.44	\$ 3.30	\$ 4.00
PENNS NECK.....						
PRINCETON JOT	\$12.53	\$ 1.15	\$ 2.00	\$ 2.39	\$ 3.25	\$ 3.55
Leave						
	DAILY EX.SUN. P. M.	‡DAILY EX.SUN. P. M.	SAT. ONLY P. M.	‡Daily Ex. Sat. & Sun. P. M.	DAILY P. M.	DAILY P. M.
	4152	4154	4110	4156	4158	4160

STATIONS	FIRST CLASS					
	4174	4276	4278	4176	4280	
	P. M.	P. M.	P. M.	P. M.	P. M.	
Arrive						
PRINCETON.....	\$ 6.59	\$ 7.29	\$ 7.58	\$ 8.19	\$ 9.13	
PENNS NECK.....						
PRINCETON JOT	\$ 6.54	\$ 7.24	\$ 7.53	\$ 8.14	\$ 9.08	
Leave						
	‡DAILY P. M.			DAILY P. M.		
	4174	4276	4278	4176	4280	

Scheduled trains on Princeton Branch operated with MU equipment and will not carry baggage.

Trains Nos. 4133, 4134, 4135, 4136, 4137, 4138, 4139, 4140, 4141, 4142, 4143, 4144, 4145, 4146, 4147, 4148, 4153, 4154, 4155, 4156, 4161, 4162, 4165, 4166, 4167, 4168, 4171, 4172, 4173, 4179 and 4180 will not run May 30, July 4, Sept. 4.

Trains Nos. 4169, 4170 and 4174 will not run Sept. 3.

Reproduction or distribution prohibited

FIRST CLASS							
4103 SAT. ONLY	4263	4143 ‡DAILY EX.SUN.	4145 ‡DAILY EX.SUN.	4265	4147 ‡DAILY EX.SUN.	4149 DAILY	4107 SAT. ONLY
A. M.	A. M.	A. M.	A. M.	A. M.	A. M.	A. M.	P. M.
\$ 8.10	\$ 8.34	\$ 8.41	\$ 9.01	\$ 9.43	\$11.01	\$11.40	\$12.05
\$ 8.15	\$ 8.39	\$ 8.46	\$ 9.06	\$ 9.48	\$11.06	\$11.45	\$12.10
A. M.	A. M.	A. M.	A. M.	A. M.	A. M.	A. M.	P. M.
4103	4263	4143	4145	4265	4147	4149	4107
FIRST CLASS							
4161 ‡Daily Ex. Sat. & Sun.	4111 SAT. ONLY	4163 DAILY EX. SAT.	4113 SAT. ONLY	4165 ‡DAILY EX. SUN.	4167 ‡Daily Ex. Sat. & Sun.	4169 ‡DAILY	4171 ‡DAILY EX. SUN.
P. M.	P. M.	P. M.	P. M.	P. M.	P. M.	P. M.	P. M.
\$ 4.10	\$ 4.24	\$ 4.37	\$ 4.51	\$ 5.05	\$ 5.29	\$ 5.49	\$ 6.27
G. O. 1105		F 4.40					
\$ 4.15	\$ 4.29	\$ 4.43	\$ 4.56	\$ 5.10	\$ 5.34	\$ 5.54	\$ 6.32
P. M.	P. M.	P. M.	P. M.	P. M.	P. M.	P. M.	P. M.
4161	4111	4163	4113	4165	4167	4169	4171
Page 133	FIRST			N.Y. Reg.			
	4177	4281	4179 ‡DAILY EX. SUN.	G. O. 1103			
	DAILY			Page 133			
P. M.	P. M.	P. M.	P. M.				
\$ 8.57	\$ 9.15	\$10.15	\$10.21				
\$ 9.02	\$ 9.20	\$10.20	\$10.26				
P. M.	P. M.	P. M.	P. M.				
4279	4177	4281	4179				
NORTHWARD							
FIRST CLASS							
4104	4264	4144	4146	4266	4148	4150 NOON	4108 P. M.
A. M.	A. M.	A. M.	A. M.	A. M.	A. M.		
\$ 8.25	\$ 8.52	\$ 8.59	\$ 9.16	\$ 9.57	\$11.19	\$12.00	\$12.18
\$ 8.20	\$ 8.47	\$ 8.54	\$ 9.11	\$ 9.52	\$11.14	\$11.55	\$12.13
A. M.	A. M.	A. M.	A. M.	A. M.	A. M.	A. M.	P. M.
SAT. ONLY		‡DAILY EX. SUN.	‡DAILY EX. SUN.		‡DAILY EX. SUN.	DAILY	SAT. ONLY
4104	4264	4144	4146	4266	4148	4150	4108
FIRST CLASS							
4162	4112	4164	4114	4166	4168	4170	4172
P. M.	P. M.	P. M.	P. M.	P. M.	P. M.	P. M.	P. M.
\$ 4.28	\$ 4.37	\$ 4.55	\$ 5.03	\$ 5.20	\$ 5.43	\$ 6.13	\$ 6.43
\$ 4.23	\$ 4.32	\$ 4.50	\$ 4.58	\$ 5.15	\$ 5.38	F 6.10	\$ 6.33
P. M.	P. M.	P. M.	P. M.	P. M.	P. M.	P. M.	P. M.
‡Daily Ex. Sat. & Sun.	SAT. ONLY	DAILY EX. SAT.	SAT. ONLY	‡DAILY EX. SUN.	‡Daily Ex. Sat. & Sun.	‡DAILY	‡DAILY EX. SUN.
4162	4112	4164	4114	4166	4168	4170	4172
FIRST CLASS							
4282	4178	4284	4180				
P. M.	P. M.	P. M.	P. M.				
\$ 9.30	\$ 9.43	\$10.80	\$10.35				
\$ 9.25	\$ 9.38	\$10.25	\$10.30				
P. M.	P. M.	P. M.	P. M.				
Sat. & Sun. Only	Daily Ex. Sat. & Sun.		‡DAILY EX. SUN.				
4282	4178	4284	4180				

Trains Nos. 4261, 4262, 4263, 4264, 4265, 4266, 4275, 4276, 4279 and 4280 will run Sunday and May 30, July 4, Sept. 4.

Trains Nos. 4273, 4277, 4278, 4281 and 4284 will run Sunday and May 30, July 4, Sept. 4. Will not run Sept. 3.

TRENTON TO BORDENTOWN

STATIONS	FIRST CLASS			
	†●2561 ‡DAILY EX. SAT. & SUN.			
Leave	A. M.			
TRENTON	\$ 6.01			
BORDENTOWN (Atlantic District)	\$ 6.12			
Arrive	A. M.			
	2561			
	Will not run May 30, July 4, Sept. 4			

BORDENTOWN TO TRENTON

STATIONS	FIRST CLASS			
	2568			
Arrive	P. M.			
TRENTON	\$ 5.37			
BORDENTOWN (Atlantic District)	\$ 5.25			
Leave	P. M.			
	‡DAILY EX. SAT. & SUN. †●2568 Will not run May 30, July 4, Sept. 4			

MONMOUTH JCT. TO SEA GIRT

STATIONS	FIRST CLASS WESTWARD		FIRST CLASS EASTWARD	
	†●805 ‡DAILY EX. SAT. & SUN.		†●812 ‡DAILY EX. SAT. & SUN.	
	Leave A. M.		Arrive P. M.	
RED BANK	\$ 5.25		\$ 6.10	
LONG BRANCH	\$ 5.35		\$ 6.00	
SEA GIRT	\$ 6.03		\$ 5.34	
MANASQUAN	\$ 6.06		\$ 5.31	
ALLENWOOD	\$ 6.14		\$ 5.24	
FARMINGDALE	\$ 6.26		\$ 5.15	
FREEHOLD	\$ 6.39		\$ 5.01	
ENGLISHTOWN	\$ 6.52		\$ 4.61	
JAMESBURG	\$ 7.06		\$ 4.38	
MONMOUTH JCT.	\$ 7.17		\$ 4.30	
TRENTON	\$ 7.42		\$ 4.05	
	Arrive A. M.		Leave P. M.	
	805 Will not run May 30, July 4, Sept. 4		812 Will not run May 30, July 4, Sept. 4	

TICKET OFFICES OPEN FOR THE SALE OF TICKETS

Station	Monday to Friday	Saturday	Sunday and Holidays
New York	12 Mid. to 12.30 AM 5.00 AM to 12 Mid.	12 Mid to 12.30 AM 5.00 AM to 12 Mid	12 Mid to 12.30 AM 5.00 AM to 12 Mid
Hudson Terminal	7.00 AM to 4.00 PM	Closed	Closed
Jersey City	7.00 AM to 4.00 PM	Closed	Closed
Journal Square	7.00 AM to 11.00 PM	7.00 AM to 11.00 PM	7.00 AM to 11.00 PM
Harrison	5.00 AM to 6.00 PM	Closed	Closed
Newark	12 Mid. to 12.30 AM 5.00 AM to 12 Mid.	12 Mid to 12.30 AM 5.00 AM to 12 Mid	12 Mid to 12.30 AM 5.00 AM to 12 Mid
N. Elizabeth	5.30 AM to 7.45 AM	Closed	Closed
Elizabeth	5.00 AM to 5.00 PM	6.15 AM to 5.00 PM	8.00 AM to 4.00 PM
Linden	5.50 AM to 2.45 PM	6.30 AM to 2.45 PM	Closed
Rahway	5.30 AM to 1.30 PM	7.45 AM to 1.30 PM	10.30 AM to 6.30 PM
Woodbridge	5.45 AM to 7.15 AM	Closed	Closed
Iselin	5.30 AM to 7.15 AM	Closed	Closed
Metuchen	6.00 AM to 2.00 PM	6.30 AM to 2.30 PM	8.00 AM to 4.00 PM
New Brunswick	5.00 AM to 10.59 PM	5.00 AM to 10.59 PM	5.00 AM to 10.59 PM
Monmouth Jct.	7.00 AM to 4.00 PM	Closed	Closed
Princeton Jct.	6.30 AM to 1.00 PM	6.30 AM to 11.15 AM	Closed
Princeton	6.00 AM to 6.00 PM	6.00 AM to 6.00 PM	7.00 AM to 6.00 PM
Trenton	5.00 AM to 11.10 PM	5.00 AM to 11.10 PM	5.00 AM to 11.10 PM
Levittown-Tullytown	5.15 AM to 9.15 AM	Closed	Closed
Bristol	6.00 AM to 3.00 PM	Closed	Closed
Cornwells Hgts.	9.00 AM to 4.00 PM	Closed	Closed
Torresdale	6.30 AM to 7.45 AM	Closed	Closed
Sea Girt	5.30 AM to 2.30 PM	Closed	Closed
Freehold	6.30 AM to 7.30 AM	Closed	Closed
Jamesburg	6.45 AM to 3.45 PM	Closed	Closed

Holidays:

Memorial Day—May 30,
Independence Day—July 4,
Labor Day—Sept. 4.

EXTRA STOPS—PASSENGER TRAINS

TRAIN No.	STOP AT	FOR
3706	Portal Block Station	Employees.
3812	Portal Block Station	Employees.
4241	Portal Block Station	Employees.
3740	Portal Block Station	Employees.
3767	Portal Block Station	Employees.
3789	Portal Block Station	Employees.
3812	Switch Leading to Engine Track, Meadows, East End Hudson Interlocking....	Employees.
3606		
3723		
3835		
3103	Karny Block Station	Employees.
3109	Karny Block Station	Employees.
3115	Karny Block Station (Sunday only)	Employees.
3121	Karny Block Station	Employees.
3411	Karny Block Station	Employees.
3127	Karny Block Station	Employees.
3413	Karny Block Station	Employees.
3129	Karny Block Station	Employees.
3131	Karny Block Station (Sun. and Hols.)	Employees.
3217	Karny Block Station	Employees.
3237	Karny Block Station	Employees.
3303	Karny Block Station	Employees.
3491	Karny Block Station	Employees.
3305	Karny Block Station	Employees.
3125	Hudson Block Station	Employees.
3411	Hudson Block Station	Employees.
3131	Hudson Block Station	Employees.
3215	Hudson Block Station	Employees.
3221	Hudson Block Station	Employees.
3303	Hudson Block Station	Employees.
3491	Hudson Block Station	Employees.
3305	Hudson Block Station	Employees.
3493	Hudson Block Station	Employees.
3647	Hunter Block Station	Employees.
3607	Waverly Freight Station, Haynes Ave.	Employees.
3731	Waverly Freight Station, Haynes Ave.	Employees.

TRAINS WAIT FOR CONNECTIONS

	Train No.	Due to Leave	Will Wait 5 Minutes for Train No.	Due to Arrive
Newark.....	3623 3735 3845 3737 3931	4.03 PM 4.29 " 4.40 " 4.46 " 5.02 "	3733 3843 735 3627 3631	3.50 PM 4.23 " 4.30 " 4.35 " 4.55 "
Rahway.....	3704 3611 3828 3617 3621 4252 3637 3641	5.01 AM 7.37 " 11.43 " 1.30 PM 4.00 " 4.20 " 5.57 " 8.49 "	3602 3821 3626 3831 3839 4234 3785 3787	4.55 AM 7.34 " 11.35 " 1.27 PM 3.54 " 4.15 " 5.54 " 8.43 "
Trenton.....	503 2561 111 511 207 3824 3830 3832 3834 812 812 519 3838 4208 3836 521 222 4210 3842	5.53 AM 6.01 " 7.59 " 8.13 " 8.37 " 8.58 " 1.45 PM 3.11 " 3.42 " 4.05 " 4.05 " 4.27 " 4.50 " 4.50 " 4.50 " 5.36 " 5.55 " 7.59 " 8.00 "	3815 3815 805 111 3821 204 130 132 218 219 218 219 170 170 170 155 2568 156 156	5.38 AM 5.38 " 7.42 " 7.59 " 8.30 " 8.40 " 1.37 PM 3.09 " 3.38 " 4.01 " 3.38 " 4.01 " 4.46 " 4.46 " 4.46 " 5.33 " 5.37 " 7.55 " 7.55 "

	Train No.	Due to Leave	Will Wait 5 Minutes for Train No.	Due to Arrive
Princeton Junction.....	254	6.31 AM	4133	6.27 AM
	200	6.50 "	4135	6.47 "
	201	6.50 "	4135	6.47 "
	3820	7.04 "	4137	7.02 "
	3817	7.10 "	4137	7.02 "
	805	7.27 "	4139	7.23 "
	3822	7.29 "	4139	7.23 "
	4202	7.50 "	4261	7.46 "
	256	7.55 "	4141	7.52 "
	3819	7.59 "	4141	7.52 "
	3821	8.20 "	4103	8.15 "
	280	8.43 "	4263	8.39 "
	204	8.50 "	4143	8.46 "
	3824	9.08 "	4145	9.06 "
	3823	9.10 "	4145	9.06 "
	4203	9.52 "	4265	9.48 "
	3828	11.10 "	4147	11.06 "
	210	11.49 "	4149	11.45 "
	211	11.55 "	4149	11.45 "
	3825	12.13 PM	4107	12.10 PM
	212	12.49 "	4151	12.45 "
	3827	1.15 "	4153	1.12 "
	3830	1.56 "	4109	1.52 "
	3831	2.00 "	4109	1.52 "
	3829	2.39 "	4155	2.34 "
	132	3.19 "	4157	3.16 "
	3832	3.22 "	4157	3.16 "
	219	3.50 "	4159	3.46 "
	3834	3.52 "	4159	3.46 "
	812	4.20 "	4161	4.15 "
	3839	4.32 "	4111	4.29 "
	220	4.47 "	4163	4.43 "
	221	4.49 "	4163	4.43 "
	4208	5.00 "	4163	4.43 "
	3838	5.01 "	4163	4.43 "
	3836	5.01 "	4113	4.56 "
	3843	5.14 "	4165	5.10 "
	3841	5.15 "	4165	5.10 "
	3847	5.38 "	4167	5.34 "
	225	5.58 "	4169	5.54 "
	222	6.05 "	4169	5.54 "
	3840	6.36 "	4171	6.32 "
	298	6.48 "	4273	6.44 "
	227	6.54 "	4173	6.51 "
	287	7.24 "	4275	7.21 "
	284	7.51 "	4277	7.47 "
	4210	8.09 "	4177	8.05 "
	3842	8.10 "	4177	8.05 "
	3851	8.14 "	4177	8.05 "
	282	9.06 "	4279	9.02 "
	141	9.25 "	4177	9.20 "
	158	9.35 "	4177	9.20 "
	161	10.25 "	4281	10.20 "
	231	10.30 "	4179	10.26 "

	Train No.	Due to Leave	Will Wait 5 Minutes for Train No.	Due to Arrive
Princeton Jct. (Con.)...	4134	6.34 AM	254	6.31 AM
	4136	6.51 "	200	6.50 "
	4136	6.51 "	201	6.50 "
	4138	7.10 "	3820	7.04 "
	4138	7.10 "	3817	7.10 "
	4140	7.31 "	805	7.27 "
	4140	7.31 "	3822	7.29 "
	4262	7.53 "	4202	7.50 "
	4142	8.00 "	256	7.55 "
	4142	8.00 "	3819	7.59 "
	4104	8.20 "	3821	8.20 "
	4264	8.47 "	280	8.43 "
	4144	8.54 "	204	8.50 "
	4146	9.11 "	3824	9.08 "
	4146	9.11 "	3823	9.10 "
	4266	9.52 "	4203	9.52 "
	4148	11.14 "	3828	11.10 "
	4150	11.55 "	210	11.49 "
	4150	11.55 "	211	11.55 "
	4108	12.13 PM	3825	12.13 PM
	4152	12.53 "	212	12.49 "
	4154	1.15 "	3827	1.15 "
	4110	2.00 "	3830	1.56 "
	4110	2.00 "	3831	2.00 "
	4156	2.39 "	3829	2.39 "
	4158	3.25 "	132	3.19 "
	4158	3.25 "	3832	3.22 "
	4160	3.55 "	4205	3.41 "
	4160	3.55 "	219	3.50 "
	4160	3.55 "	3834	3.52 "
	4162	4.23 "	3837	4.07 "
	4162	4.23 "	812	4.20 "
	4112	4.32 "	3839	4.32 "
	4164	4.50 "	220	4.47 "
	4164	4.50 "	221	4.49 "
	4166	5.15 "	3836	5.01 "
	4166	5.15 "	3838	5.01 "
	4166	5.15 "	3843	5.14 "
	4166	5.15 "	3841	5.15 "
	4168	5.38 "	3847	5.38 "
	4170	6.07 "	225	5.58 "
	4170	6.07 "	222	6.05 "
	4172	6.38 "	3849	6.17 "
	4172	6.38 "	3840	6.36 "
	4174	6.54 "	298	6.48 "
	4174	6.54 "	227	6.54 "
	4276	7.24 "	287	7.24 "
	4278	7.53 "	284	7.51 "
	4176	8.14 "	4210	8.09 "
	4176	8.14 "	3842	8.10 "
	4176	8.14 "	3851	8.14 "
	4280	9.08 "	282	9.06 "
	4282	9.25 "	141	9.25 "
	4178	9.38 "	141	9.25 "
	4178	9.38 "	158	9.35 "
	4284	10.25 "	161	10.25 "
	4180	10.30 "	231	10.30 "

U. S. MAIL WORK
WESTWARD

STATIONS	3815	3833	3835						
Edison	C D	C D
Plainsboro.....	D	C D	C D

D—Mail delivered only.
C D—Mail caught and delivered.

Letters and characters as used on this page have no reference to their application as provided in Special Instruction 1004-A or 1004-B1. Speed must be reduced to effect safe delivery and receipt of mail when necessary.

EXPRESS TRAINS

PASSENGER EXTRA

The time shown conveys no time table authority

EASTWARD

STATIONS	Leave	M-260	M-162	M-174	M-172
NEW YORK	A. M.	A. M.	P. M.	P. M.
NEWARK	E 12.40	E 3.10	E 1.55	E 9.40
NEWARK (So. Broad St.)	E 12.15	E 2.50	E 1.30	E 9.15
Arrive	A. M.	A. M.	P. M.	P. M.
	SUNDAY ONLY	#DAILY EX. SUN. & MON.	#DAILY EX. SAT. & SUN.	#DAILY EX. SAT. & SUN.
	M-260	M-162	M-174	M-712

M-162 will not run May 31, July 5, Sept. 5.
M-172 and M-174 will not run May 30, July 4, Sept. 4.

ARRANGED FREIGHT TRAIN SERVICE — WESTWARD

The Time Shown Conveys No Time Table Authority

STATIONS	Note	BL-5 (3)	BL-1 (1)	SF-1 (4)	P-1 (3)	MD-1 (1)	WC-15 (1)	A-31 (3)	MD-13 (1)	MRR-1 (4)	SWC-1 (1)	NJC-1 (5)	LCL-9 (2-X)	1-LCL-1 (2-X)	A-5 (6)	P-3 (1)	CS-1 (1)	TT-3 (7-X)
	Leave	A. M.	A. M.	A. M.	A. M.	A. M.	P. M.	P. M.	P. M.	P. M.	P. M.	P. M.	P. M.	P. M.	P. M.	P. M.	P. M.	P. M.
Harsimus Cove				10.00										7.30			8.55	8.45
Meadows				11.15	10.15	10.30			6.30		7.00		7.30		7.45	8.00		9.45
Greenville				11.45	11.15	11.45	3.30		7.30		8.30	7.00	8.30		9.30	9.30		
Waverly					12.30													
Linden					1.15													
Metuchen																		
County																		
South Amboy										6.30		8.45						
Phillipsburg		6.30	8.00															
Fair		10.30	10.00			2.45	6.00											
Morrisville			11.00		2.45		7.30	5.00										
Bordentown								5.45							12.15			
MA				1.30	3.00		7.45			10.30	10.15			10.00		11.15		11.01
Holmes		11.15				3.30			9.30				9.00				10.55	
Arrive																		

NOTE:

3—Daily except Monday.

4—As Required.

5—Operates Tuesday, Thursday & Sunday.

6—Daily Except Saturday.

7—Daily Except Saturday, Sunday & Monday.

X—LCL-1 operates via Philadelphia and picks up on Saturday.

LCL-1-3-9, TT-1-3, P-5—Will not operate on seven recognized holidays.

ARRANGED FREIGHT TRAIN SERVICE — CONTINUED — WESTWARD

The Time Shown Conveys No Time Table Authority

STATIONS	Note	2-LCL-1 (4)	LCL-3 (2-X)	N-21 (2)	NWC-1 (1)	N-3 (3)	N-13 (1)	P-5 (2-X)	ET-1 (1)	PG-11 (1)	A-1 (6)	TT-1 (2-X)	MD-7 (1)				
	Leave	P. M.	P. M.	P. M.	P. M.	P. M.	P. M.	P. M.	P. M.	P. M.	P. M.	P. M.	P. M.				
Harsimus Cove		9.00	9.15	9.30	9.30			10.30									
Meadows				9.30	10.45			11.45		11.30		11.30	11.59				
Greenville						10.30	10.30						2.00				
Waverly			10.15	11.30		12.01	12.30			1.15							
Linden																	
Metuchen																	
County							3.00										
South Amboy									11.15		11.30						
Phillipsburg																	
Fair				2.45		2.15							5.45				
Morrisville							3.45		2.45	3.45	1.30						
Bordentown																	
MA		10.45	11.45		12.30			1.45	3.15	4.15							
Holmes				3.30		3.00						1.10	6.30				
	Arrive	P. M.	P. M.	A. M.	A. M.	A. M.	A. M.	A. M.	A. M.	A. M.	A. M.	A. M.	A. M.				

NOTE:

1—Daily.
2—Daily except Sunday.

3—Daily except Monday.
4—As Required.

5—Operates Tuesday, Thursday & Sunday.

6—Daily Except Saturday.
7—Daily Except Saturday, Sunday & Monday.

X—LCL-1 operates via Philadelphia and picks up on Saturday.
LCL-1-3-9, TT-1-3, P-5—Will not operate on seven recognized holidays.

ARRANGED FREIGHT TRAIN SERVICE — EASTWARD

The Time Shown Conveys No Time Table Authority

STATIONS	Note Arrive	TT-24 (8)	BNY-16 (1)	N-8 (2)	NF-6 (5-X)	P-14 (1)	TT-4 (9-X)	NJC-2 (6)	BL-6 (4)	A-6 (2)	A-2 (2)	ET-2 (1)	MD-16 (1)	CG-8 (1)	CIN-2 (1)	MD-6 (1)	CS-8 (1)	MD-12 (1)
Harsimus Cove				6.00	4.15		4.30								10.30			P. M.
Meadows		1.45					4.00								9.30			1.45
Greenville			4.45			5.30				6.45			8.30	7.00				1.00
Waverly			3.45	5.00	3.25	4.00	3.20	3.00		6.00			7.30	6.30	8.30	10.00	10.30	
Linden			3.00												7.30			12.15
Metuchen			2.00												6.30			
County																		
South Amboy								2.15			6.00	7.30						
Phillipsburg									8.30									
Millham																		
Morrisville						2.30					4.00	5.45						
Bordentown										3.30								
MA						2.00	2.00					4.30		5.15	5.30		8.30	
Holmes		12.05	12.45	1.30	1.55				3.15				5.15			8.15		10.30
Leave		A. M.	A. M.	A. M.	A. M.	A. M.	A. M.	A. M.	A. M.	A. M.	A. M.	A. M.	A. M.	A. M.	A. M.	A. M.	A. M.	A. M.

NOTE:

3—Daily Except Saturday.

4—Daily Except Monday.

5—Operates Wednesday, Thursday & Friday.

6—Operates Monday, Wednesday & Friday.

7—Operates Tuesday & Thursday.

8—Operates Monday & Thursday.

9—Daily Except Tuesday.

X—NF-6 Will not operate second day following seven recognized holidays.

TT-2—Will not operate day following seven recognized holidays.

ARRANGED FREIGHT TRAIN SERVICE — CONTINUED — EASTWARD

The Time Shown Conveys No Time Table Authority

STATIONS	Note	A-30 (4)	HA-2 (1)	BL-2 (1)	PNE-2 (1)	CNY-2 (1)	SW-10 (10)	MD-18 (1)	NF-4 (7)	NY-4 (1)	FW-8 (1)	N-12 (1)	CG-2 (1)	TT-2 (4-X)	BL-34 (1)	N-28 (2)
Arrive		P. M.	P. M.	P. M.	P. M.	P. M.	P. M.	P. M.	P. M.	A. M.	A. M.	A. M.	A. M.	A. M.	A. M.	A. M.
Harsimus Cove								11.30	11.40	1.30	1.45			1.00		
Meadows								10.45		12.15		4.00	2.00			3.30
Greenville					6.45	6.30	11.00	10.10	10.50	11.15	12.45	2.50		12.35		
Waverly						5.30										
Linden																
Metuchen																
County										9.45		1.45				
South Amboy			7.00													
Phillipsburg				5.15												
Millham									9.10	9.15						
Morrisville		3.45		3.15			8.10					10.59		12.15	12.01	
Bordentown		3.00											11.15		11.30	
MA			3.00		3.45	4.10	7.40	8.30	8.40	8.45	10.45			11.15		11.30
Holmes																
Leave		P. M.	P. M.	P. M.	P. M.	P. M.	P. M.	P. M.	P. M.	P. M.	P. M.	P. M.	P. M.	P. M.	P. M.	P. M.

NOTE:

- 3—Daily Except Saturday.
 4—Daily Except Monday.
 5—Operates Wednesday, Thursday & Friday.
 6—Operates Monday, Wednesday & Friday.

- 7—Operates Tuesday & Thursday.
 8—Operates Monday & Thursday.
 9—Daily Except Tuesday.
 10—Operates Sat. to Tues. inc.

X-NF-6 Will not operate second day following seven recognized holidays.
 TT-2—Will not operate day following seven recognized holidays.

SPECIAL INSTRUCTIONS

GENERAL RULES

Uniforms

100J-1A. Designated uniformed employees must wear the standard uniform November 1st to April 30th, both inclusive.

The uniform designated for summer use only, or standard mohair coats, may be worn May 1st to October 31st, both inclusive.

Passenger trainmen in Suburban Commuter Service may perform their duties without uniform coats and vests during the period May 15th to September 15th, both dates inclusive. They must wear a clean plain white broadcloth shirt with long sleeves, a black four-in-hand tie and a black belt. Paraphernalia must be carried in such a manner as to assure a neat appearance at all times.

This will not apply to train personnel in through passenger service. Coats must be buttoned except when trainmen are actually engaged in lifting transportation.

Tunnel Alarm System

100L-1A. Tunnel alarm system consists of alarm boxes, indicated by blue light, located not more than 800 feet apart on opposite bench walls to signals which govern movements with current of traffic, and are connected to indicators in offices of Power Director as well as Sub-Stations and Interlocking Stations controlling operation of trains in respective tunnels, where each series of alarm boxes is located.

Each box is numbered and contains two levers, one BLUE and one RED. Blue lever is marked POWER and when pulled trips circuit breakers controlling Third Rail Section adjacent to box, thus cutting off power, and at same time sending in two alarms to connected indicators. Red lever is marked FIRE and when pulled performs same function as power lever, but sends in two additional alarms.

Appliances belonging to this system must not be tampered with, and must be used only in an emergency which makes it necessary for preservation of life or property to remove energy from Third Rail.

Person who pulls lever must at once telephone circumstances to Train Director, at A.

Employees charged with movement of trains, maintenance of or repair to track or signals, or engaged in any kind of work in tunnels, must familiarize themselves with location and use of tunnel alarm boxes.

When Power Director, New York, receives indication from box of tunnel alarm system, he must notify Train Director, at A, who will arrange for holding all trains out of tunnel involved.

100L-1B. Tunnel alarm bells, located at various automatic signals which govern movement with current of traffic in East River Tunnels, are so connected that when power leaves Third Rail of section in advance of signal, signal will display its most restrictive indication and alarm bell will ring until power is restored. Train must not pass signal while alarm bell is ringing without authority from Train Director, at A.

Tunnel Flood Gates

100L-1C. Gates have been installed at the Tenth Avenue Portals of the North River Tunnels and at the Sixth Avenue Portals of the East River Tunnels. These gates can be closed to confine water to each individual tunnel in case of breakage or damage to the tunnel.

The Train Director at A must be notified immediately of any damage or water in tunnels that would interfere with the safe passage of trains, and will arrange for the closing of gate or gates when necessary.

Fire in Tunnels

100L-1D. In event of fire or serious flashing on trains in East or North River Tunnels every effort must be made to get train out

of tunnel as quickly as possible. Engineman must be notified at once but train must not be stopped unless there is reason to believe that derailment or personal injury may otherwise result.

Trainmen must close all doors, windows and ventilators as quickly as possible.

If fire should occur in interior of any car or threaten to communicate to it, passengers must be removed from this car to an adjacent car as quickly as possible but no more doors must be opened than necessary to make expeditious transfer.

After this is done, fire extinguishers may be used to put out fire; but employes are cautioned to use only sufficient liquid necessary to extinguish fire, to reduce to greatest possible extent fumes given off when this liquid comes in contact with fire, thus insuring least amount of inconvenience and discomfort to passengers.

In event of electrical trouble, Engineman must be at once advised and his instructions carried out.

In case Engineman discovers fire of any magnitude on roadway in East or North River Tunnels, he must attempt to stop train within reasonable distance before reaching fire in order that smoke or fumes may not reach train. If it is found to be impossible to stop train before reaching fire, train should proceed until it has passed beyond fire, provided that condition of track is such that it is safe to proceed. Should train be stopped by an emergency application close to or over fire, train must be started as quickly as possible and moved to a safe distance beyond fire.

Tunnel Emergency Exits

100L-1E. Emergency exits are provided in East and North River Tunnels at following locations:

North River Tunnels			
Track	Type	Location	Side with Current of Traffic
1	Stairs	Weehawken Shaft	North Bench Wall (Left Side)
1	Stairs	11th Avenue Shaft	Bench Walls, Both Sides
1	Ladder	10th Avenue Portal	South Side of Gate (Right Side)
2	Ladder	10th Avenue Portal	North Side of Gate (Right Side)
2	Stairs	11th Avenue Shaft	Bench Walls, Both Sides
2	Stairs	Weehawken Shaft	South Bench Wall (Left Side)

East River Tunnels			
1	Stairs	1st Avenue Shaft	South Bench Wall (Right Side)
1	Stairs	Long Island City Shaft	South Bench Wall (Right Side)
1	Stairs	Long Island City Portal	South Bench Wall (Right Side)
2	Stairs	Long Island City Portal	Both Bench Walls
2	Stairs	Long Island City Shaft	Both Bench Walls
2	Stairs	1st Avenue Shaft	Both Bench Walls
3	Stairs	1st Avenue Shaft	South Bench Wall (Right Side)
3	Stairs	Long Island City Shaft	South Bench Wall (Right Side)
3	Stairs	Long Island City Portal	North Bench Wall (Left Side)
4	Stairs	Long Island City Portal	Both Bench Walls
4	Stairs	Long Island City Shaft	Both Bench Walls
4	Stairs	1st Avenue Shaft	Both Bench Walls

In the event of accident or irregularity occurring to tunnel or train which would endanger safety of passengers or train, immediate action must be taken to get passengers to place of safety. If train cannot be moved, passengers should be escorted to an exit.

100R-2A. Medical Officers and Surgeons

LOCATION	NAME AND ADDRESS	TELEPHONE NUMBER
Long Island City	Wm. J. Lavelle, 30-52 Crescent St.	STillwell 4-0666 or ASToria 8-0426
New York.....	A. G. Cerchione Regional Medical Officer, Pennsylvania Station.....	PEнна. 6-6000. Extension 2451.
	P. H. Curran, District Medical, Officer, Pennsylvania Station.....	PEнна. 6-6000. Extension 2451.
Jersey City.....	Geo. J. Brick, 43 Cottage St.	OLdfield 3-4138.
	R. G. Rhoner, Christ Hospital	OLdfield 3-1220.
Hoboken.....	Charles E. Woltmann, 805 Garden St.	HOboken 3-6532.
Newark.....	Henry Reich, 89 Lincoln Park.....	MArket 3-3568.
	Myron S. Denholtz, 12 Porter Place.....	WAverly 3-1737.
	R. G. Rohoner, St. James Hospital ...	MArket 2-6437.
Elizabeth.....	H. Irving Dunn, 610 Salem Ave., Elizabeth.	ELizabeth 2-5406.
Rahway.....	Robert B. Casey, 51 W. Milton Ave. .	FULTon 8-2800
Perth Amboy....	William Pollen, 535 New Brunswick Ave.	VALley 6-9150.
Ocean Grove....	Theo. Schlossbach, 94 S. Main St.	PRospect 5-7657.
Spring Lake.....	Wm. J. D'Elia, 57 Pitney Road.....	GIBson 9-5881.
Metuchen.....	J. D. Witmer, 456 Middlesex Ave...	LIberty 9-1573.
New Brunswick..	Wm. George Kuhn, 251 Powers St.	CHarter 9-1300-01.
Trenton.....	David D. Feinberg, Trenton Pass. Sta....	EXport 2-4161, Extension 63.
	C. W. Carroll, 125 Center Street.....	EXport 2-5444.
	R. B. Ernest, 240 W. State St.	EXport 3-4009.
Morrisville.....	V. B. Ellin, 100 Union Street.....	CYpress 5-7682.
Levittown- Tullytown....	Frederick E. Stiepan, 44 Sweetbriar Lane...	WIndSOR 6-1333.
Bristol... ..	Thomas F. Fannin, 725 Radcliffe St.	SKYline 8-3837.
Jamesburg.....	J. W. McKinstry, Railroad Ave.	JAmesburg 1-0141 or 1-0161.
Lambertville....	Lloyd A. Hamilton, 46 York Street.....	EXport 7-0125.
Phillipsburg.....	Paul F. Drake, 85 Summit Ave.	GLencourt 4-3101.
Easton.....	Robert S. Stein, 22d and Lehigh Sts.	BLackburn 2-2681.
Bordentown.....	Robert E. Sievers, 15 Walnut St.	AXminster 8-0014.

100R-3A. Locations of Hospitals.

LOCATION	NAME AND ADDRESS	TELEPHONE NUMBER
Long Island City	St. Johns— 12th St. & Jackson Ave.	STillwell 4-8800.
New York.....	Beekman Downtown Hospital— 170 William Street.. New York Hospital— 525 E. 68th Street.... French— 324 West 30th St..... St. Lukes— 113th St. and Morningside Dr.... University— 20th St. and 2nd Ave.	BEekman 3-5300. TRafalgar 9-9000. LACKawanna 4-3060. UNiversity 5-3000. GRAMercy 7-2000.
Jersey City.....	City—Baldwin Ave..... St. Francis— East Hamilton Place.. Christ Hospital— 176 Palisade Ave.	HEnderson 3-7000. OLdfield 3-1050. OLdfield 3-1220
Newark.....	Beth-Israel— 201 Lyons Ave..... St. James— 142 Jefferson Ave.....	WAverly 3-6000. MARket 2-6437.
Elizabeth.....	Elizabeth General— 925 East Jersey St....	ELizabeth 2-3400.
Rahway.....	Rahway—Jefferson Ave.	FULTon 1-4200.
Perth Amboy....	Perth Amboy General— 530 New Brunswick Ave.	HILLcrest 2-3700.
South Amboy....	South Amboy— Bordentown Ave.	SO. Amboy 1-1000.
New Brunswick..	Middlesex General— Somerset St. St. Peters—Easton Ave.	KILmer 5-8200. CHarter 7-1212.
Trenton.....	St. Francis— Hamilton Ave. and Chambers St..... Helene Fuld Memorial— Brunswick Ave..... Orthopaedic— 177 Brunswick Ave...	EXport 6-7676. OWen 5-5491. EXport 6-7581.
Bristol.....	Lower Bucks County— Bath Rd., Bristol Township...	STillwell 8-7801.
Phillipsburg....	Warren— Roseberry St..... Easton— 20th and Lehigh Sts. (Easton, Pa.).....	GLencourt 4-8551. BLackburn 8-6221.

100R-4A. First-Aid Boxes and Stretchers, Location of**First-Aid Boxes:**

Passenger, baggage, mail and cabin cars.

Passenger and freight stations.

Yard offices and car inspectors offices.

Suitable places in larger yards.

Engine-houses and M of E shops.

Power plants and substations.

Block and interlocking stations.

Tool houses and camp cars.

Wreck trains, wire trains, wreck trucks, wire trucks and track cars.

Where prescribed by State Law.

Stretchers:

Baggage and combined cars.

All passenger trains except MU trains.

Passenger stations and block stations in electrified territory.

Engine-houses and M of E shops.

Yard offices.

Wreck trains, wire trains and wire trucks.

OPERATING RULES

STANDARD TIME

1001-A1. Eastern Standard Time applies on this Region.

TIME-TABLES

Letters and Characters

1004-A. The following letters and characters in schedules indicate:

- S**—Regular stop.
- F**—Stop on signal to receive or discharge passengers.
- A**—Stop on signal to receive passengers.
- B**—Stop on signal to discharge passengers.
- C**—Regular stop to receive passengers.
- D**—Regular stop to discharge passengers.
- E**—Regular stop for express, mail or newspapers.
- G**—Regular stop, Saturday only.
- H**—Regular stop, Saturday only, to receive passengers.
- J**—Regular stop, Saturday only, to discharge passengers.
- K**—Regular stop, Sunday only.
- L**—Stop on signal, Sunday only, to receive or discharge passengers.
- M**—Regular stop daily except Saturday and Sunday.
- N**—Regular stop daily except Sunday.
- No baggage service.
- ⊕—No baggage service Sunday.
- ✚—Passenger train—rail motor car.
- ◇—Passenger train—no train baggageman.
- ≠—Will not run on specified dates shown on schedule pages.
- %—Train may leave at scheduled arriving time when station work is completed.

1004-B1.

- P**—Regular stop to receive or discharge passengers to or from south of Washington.
- R**—Regular stop Sunday and May 30, July 4 and Sept 4.
- Q**—Regular stop Saturday, Sunday and May 30, July 4 and Sept. 4.
- T**—Regular stop to receive or discharge passengers to or from south or west of Philadelphia.
- U**—Regular stop to receive or discharge passengers to or from west of Pittsburgh.
- Z**—Regular stop to change engines.
- MU**—Multiple Unit operation.

1004-C1. Time-Table and Book of Rules of the Long Island Rail Road are authority for movement of Long Island Rail Road trains between Harold and New York.

1004-C2. Time Table of New York, New Haven and Hartford Railroad is authority for movement of their regular trains, subject to rules of Pennsylvania Railroad and Special Instructions of New York Region, between New York and Harold.

[SIGNALS]

1007-A1. Head Trainman (Train Baggage man where no Head Trainman is assigned, or Conductor when train crew consists of less than three (3) men, and Conductors of H. & M. R. R. Trains) must place a red flag and red light in head car of MU trains, also trains hauled by railmotor cars or other self-propelled cars of similar type, for use as prescribed by Rule 7.

ENGINE WHISTLE SIGNALS

1014(r)-A1. Rule 14(r) will apply:

When stops are to be made for change of engines, water, or other attention to mechanical defects. Operator will notify train dispatcher promptly.

1014(dc)-A2. Rule 14(dc) will apply:

Track	Between	And
No. 0.....	Edison.....	Lincoln
No. 2.....	Hunter.....	Hudson
No. 3.....	C.....	Harold
A.....	Union.....	Elmora

1014(ec)-A3. Rule 14(ec) will apply:

Track	Between	And
No. 2.....	Harold.....	JO
No. 3.....	Hudson.....	Hunter
B.....	Elmora.....	Union

1014(l)-A4. Engine whistle on H. & M. R. R. trains must be sounded at R signs.

1014(l)-A5. Portable whistle post (yellow disc with black letter W) will be placed to the right side of the track approximately 1250 feet in advance of the point where trackmen are working in the territory shown: Rules 14(l) and 14(q) will apply when portable whistle post is displayed.

Trenton Branch
Running tracks between
Millham and Coalport
Jamesburg Branch
Amboy Secondary Track
Passaic and Harsimus Branch
Greenville Branch
Belvidere Delaware Branch

Running Track
Coalport-Hamilton Ave
Arsenal Track
Bordentown Branch
Enterprise Track
Flemington Track
Millstone Track
Rocky Hill Track
Freehold Branch

COMMUNICATING SIGNALS

1016(a)-A1. On H. & M. R. R. trains, when LIGHT communicating signal system fails, BELL communicating signal system must be used. When train does not start within a reasonable time after doors have been closed, signal of two bells originated by Rear Brakeman must be transmitted ahead in proper succession to Conductor, who must personally inform Engineman to accept BELL instead of LIGHT communicating signals.

TRAIN SIGNALS

1019-A. Night signals will be displayed on rear of trains while passing through tunnels.

1019-A1. Trains of foreign Railroads may display train signals as required by the operating Rules of their respective Railroads when on this Region.

1019-A2. In the application of **Rule 19**, authorized flashing type lamps may be used as markers.

1019-B1. Night signals must be displayed by day as well as by night in New York Pennsylvania Station area.

USE OF SIGNALS

1027-A1. Belvidere-Delaware Branch—Frenchtown:

During hours block station is scheduled to be open Clear Block indication (**Rule 280**) must not be accepted when marker light is out unless verbally instructed to do so by the Operator Frenchtown.

1030-A1. In the application of **Rule 30**, engines not equipped with engine bell will sound engine whistle as provided in **Rule 14(p)** when passing a train standing on an adjacent track.

Ring of engine bell may be omitted when running through tunnels.

Fusees and Torpedoes

1035-B1. On account of fire hazard lighted fusees must not be displayed on open deck bridges or trestles, or between east portals of East River tunnels and west portals of North River tunnels unless necessary to prevent an accident.

1035-B2. Torpedoes must not be used between east portals of East River Tunnels and west portals of North River Tunnels or on movable bridges.

1035-C1. Minimum number of fusees and torpedoes which must be carried as part of equipment in services indicated:

	Fusees	Torpedoes
Passenger Service	10	20
Freight Service	12	24
Engines	3	6
Track Cars	4	8
Crossing Watchmen	3	None
Detector Cars and Burro Cranes	6	12

NOTE—In event that the supply becomes depleted during a trip, proper advance information must be given in order that the supply may be replaced at convenient points.

SUPERIORITY OF TRAINS

1072-A1. Eastward and Northward trains are superior by direction to trains of the same class in the opposite direction, unless otherwise specified.

1072-A2. A delayed regular train is superior by direction to an opposing regular train that is to be run by the same engine crew and train crew.

GENERAL ORDERS

Bulletin Boards, Employees' Registers, Standard Clocks.

1075-A1. Location of Bulletin Boards where General Orders of this region, other regions and other railroads are posted and delivered. Locations of this region of Employees' Registers and Standard clocks.

Bulletin Board	Employees' Register	Standard Clock	Location	Other Regions or Railroads
X	X	X	Sunnyside—Crew Dispatcher's Office	N.Y. & L.B.R.R. P.R.S.L. (Atlantic District). Philadelphia. Chesapeake. Washington Terminal.
X	X	X	New York—Crew Dispatcher's Office	N.Y. & L.B.R.R. P.R.S.L. (Atlantic District). Philadelphia. Chesapeake. Washington Terminal. N.Y., N.H. & H. R.R.
X	X	X	New York—37th St. Freight Station
X	X	X	Jersey City—Ticket Office	N.Y. & L.B.R.R. P.R.S.L. (Atlantic District). Philadelphia. Chesapeake. Washington Terminal.
X	X	X	Jersey City—Jacy Block and Interlocking Station	
X	X	X	Jersey City—Henderson St. Yard Office	
X	X	X	Jersey City—Green St. Yard Office	
X	X	X	Newark — Crew Dispatcher's Office	
X	X	X	Meadows—No. 1 Yard Office..	N.Y. & L.B.R.R. P.R.S.L. (Atlantic District). Philadelphia. Chesapeake. Washington Terminal. L.V.R.R. (Nat'l Dock R.R.) New York Central R.R. (River Div.)
X	X	X	Meadows—Produce Yard Office	New York Central R.R. (River Div.) L.V.R.R. (Nat'l Dock)
X	X	X	Meadows—Hump Class Office	
X	X	X	Waverly—Yard Office—WA-4..	N.Y. & L.B.R.R.
X	X	X	Waverly—WA-5.....

Bulletin Board	Employer's Register	Standard Clock	Location	Other Regions or Railroads
X	X	X	Greenville—Yard Master's Office	N.Y. & L.B.R.R. P.R.S.L. (Atlantic District). Philadelphia. Chesapeake. Washington Terminal.
X	X	X	Greenville—Westbound Hump Yard Office
X	X	X	Linden—Stiles St. Yard Office
X	X	X	South Amboy—Yard Office	N.Y. & L.B.R.R. P.R.S.L. (Atlantic District). Philadelphia. Chesapeake.
X	X	X	Metuchen—Yard Office, Ford Yard
X	X	X	County—Yard Office	N.Y. & L.B.R.R.
X	X		Princeton—Conductor's Room
X	X	X	Trenton—Yard Office, East End Barracks Yard	N.Y. & L.B.R.R. P.R.S.L. (Atlantic District). Philadelphia. Chesapeake. Washington Terminal.
X	X	X	Trenton—Switchman's Office, West End Barracks Yard	
X	X	X	Trenton—Yard Master's Office, Coalport	N.Y. & L.B.R.R. P.R.S.L. (Atlantic District). Philadelphia. Chesapeake. Washington Terminal.
X	X	X	Trenton—Crew Dispatcher's Office, Passenger Station	
X	X	X	Morrisville—Hump Office	N.Y. & L.B.R.R. P.R.S.L. (Atlantic District). Philadelphia. Chesapeake. Washington Terminal.
X	X	X	Morrisville—Yard Office, East end "A" Yard	
X	X	X	Morrisville—Engine House	
X	X	X	Phillipsburg—Yard Office	Philadelphia. Chesapeake.
X			HUDSON & MANHATTAN R. R. Hudson Terminal—No. 4 platform	New York.
X			WASHINGTON TERMINAL R. R. P.R.R. Crew Dispatchers Office, Second Floor, Sta. Bldg.	New York.
X			Enginehouse	

Bulletin Board	Employee Register	Standard Clock	Location	Other Regions or Railroads
X X			NEW YORK & LONG BRANCH R. R. Red Bank—Interlocking Station Bay Head Jct.—Yard Office	New York.
X X			PENNSYLVANIA-READING SEASHORE LINES Atlantic City—Station Master's Office Enginehouse Foreman's Office	New York.
X			NEW YORK CENTRAL R. R. (RIVER DIV.) Weehawken—General Yard Master's Office	New York.
X X X			CENTRAL RAILROAD OF N. J. Enginehouse Foreman's Office —Phillipsburg PU Tower—Phillipsburg Enginehouse Foreman's Office —Bethlehem Terminal Train Master's Office —Allentown	New York.
X X X X X X X			NEW YORK, NEW HAVEN & HARTFORD R. R. Grand Central Terminal—As- sistant Superintendent's Office and Motor Shop Oak Point, New York—Mo- tor Shop Stamford, Conn. — Engine- house Hartford, Conn. — Conduc- tor's Room New Haven, Conn. — Crew Dispatcher's Office and Mo- tor Shop Yard Springfield, Mass. — Conduc- tor's Room Boston, Mass. — Conductor's Room	New York

NOTE.—X indicates in service.

Standard Clocks**1075-A3. Standard clocks at other points:**

Block Stations.

Interlocking Stations.

New York—Train Dispatcher's Office.

Newark —Station Master's Office.

General Order Zones**1075-A4. General order zones of this region are as follows:**

Zone	Main Line	Branches	Secondary Tracks
A	Between: Harold and A inclusive		
B	Between: A exclusive and Lane in- clusive	Jersey City Passaic and Harsimus Greenville	
C	Between: Lane exclu- sive and Re- gion Post (Phila. Region)	Perth Amboy and Woodbridge Princeton Trenton	
D		Jamesburg Freehold	
E		Bordentown	Amboy
F		Belvidere-Delaware	Belvidere-Del.

Note: Each Zone also includes connecting secondary tracks and yards in its respective territory.

Qualifications of Conductor or Engineman

1075-A5a. An engineman who has not made a trip in Road Service, as such, within a period of six (6) months over the portion of railroad on which he is expected to operate within the State of New Jersey must not be used on such portion of the road until he has been re-examined and qualified by the proper officer.

A fireman must not operate an engine in the State of New Jersey unless he is a promoted engineman and has qualified on the physical characteristics of the portion of the road to be used in the same manner as prescribed for an engineman. (This paragraph will not apply to engine crews assigned to yard engines while working within confines of yards).

1075-A5b. If absent from all railroad duty for thirty (30) days or more conductors, enginemen, firemen and trainmen reporting to operate a train in road service in or through the State of New Jersey must notify the bulletin board supervisor of such absence. The bulletin board supervisor will examine the employee so reporting to ascertain the employee's knowledge and understanding of any General Orders or changes in the operating rules which may have been issued during his absence. The result of this examination will be shown on C.T. 1515 which will also show the signature of both the employee and the examiner and will be forwarded to the Superintendent Transportation.

If the employee does not qualify or reports at a point where a bulletin board supervisor is not on duty, the employee must communicate with the Superintendent Transportation (Train Dispatcher) for further instructions. If qualified by the Train Dispatcher the C.T. 1515 will be prepared and signed by the latter.

1075-A6. Passenger crews, unless otherwise instructed, must report ready for duty not later than the number of minutes prior to scheduled leaving time of assigned train as shown at following points:

LOCATION	SERVICE	Note	Number of minutes required to report prior to leaving time				
			Passenger Engine Crews		Passenger Trainmen		
			Diesel Engines	Electric Engines	MU	Trains	Trained
Sunnyside Yard...	Trains from Sunnyside Yard.	1	...	105
Sunnyside Yard...	Trains from P. X. T.	105	30
Sunnyside Yard...	Trains from New York.	1	...	105
Sunnyside Yard...	Trains from Jersey City.	3	...	105
New York.	20	30	...
New York.	L. I. R. R. (MU).	15	20	...
New York.	N. Y., N. H. & H. R. R.	2	...	40	10
Jersey City.	30	20	20	...
Meadows.	Trains from Jersey City.	3	90	90
Meadows.	Trains from Hudson.	4	75	75
Meadows.	Trains from Union.	5	90
Newark.	H. & M. R. R.	10	10	...
Rahway.	10	...
County.	25	25	...
Princeton.	40	40	...
Trenton.	90	45	...	15	...
Trenton.	Equipment from West Barracks.	75	40	40	...
Trenton.	Equipment from East Barracks.	75	45	45	...
Trenton.	Equipment from Station Yards.	60	40	25	...
South Amboy.	50	45	30	25	...
Long Branch.	45	20	...
Bay Head Junction.	50	25	...
Phillipsburg.	60	60	...

NOTE:

1. Prior to scheduled leaving time of train from New York.
2. Prior to scheduled arriving time of train at New York for Trainmen.
3. Prior to scheduled leaving time of train from Jersey City.
4. Prior to scheduled leaving time of train from Hudson.
5. Prior to scheduled leaving time of train from Union.

1075-A7. Passenger Trainmen deadheading must sign crew register not less than 10 minutes prior to leaving time of train on which deadheading.

1075-A8. Passenger Trainmen terminating duty at Sunnyside Yard, New York and Jersey City must personally sign crew register.

1075-A9. Referring to eighth paragraph of Rule 75, employees assigned to yard or terminal service will not be required to carry their time-tables with them while in such service provided that they have them on their person when reporting for duty, so they can be posted, and keep them within easy access.

OBSERVATION OF TRAINS FOR DEFECTS

Dragging Equipment Detector.

1076-A1. When device is actuated for eastward movements at the following locations:

HUNTER	{ Track No. 1—1200 feet west of Signal 122.
	{ Tracks Nos. 2 and 3 at Westward Home Signal Bridge, Lane.
MILLHAM	{ Tracks Nos. 1, 2 and 3—1500 feet west of Signal 558.

Cab signals will indicate Restricting and most favorable indication on fixed signals between location of device and interlocking (including interlocking home signal) will be Approach.

Trains receiving Restricting indication on cab signals in conjunction with Approach indication on fixed signals between point where device is located and interlocking must stop as soon as proper handling of train will permit, report to Operator and be governed by his instructions.

Non-equipped trains receiving Approach indication on fixed signals between point where device is located and interlocking (including interlocking home signals) must not exceed speed of 20 miles per hour.

MOVEMENT OF TRAINS

1083-A1. Rule S-83: Except on portions of the railroad where **Rule 261** is in effect, the information as to the arrival or departure of superior trains will be furnished on Form C.T.1246 or by message, by the Operator at initial stations, junctions or where trains pass from one of two or more tracks to single track or by train orders if furnished to trains before arrival at the points mentioned.

1083-B. Rule D-83: Except on portions of the railroad where **Rules 251** or **261** are in effect, information as to the departure of superior trains will be furnished verbally to train by the operator at initial stations or junctions.

Yard Limits

1093-A1. Yard limits indicated by yard limit boards as follows:

Track	Between	And
Princeton Branch	Nassau	2195 feet north of Princeton Jct.
	Princeton	5459 feet south of Princeton
Bordentown Branch	Fair	2500 feet west of Lalor St. Trenton
	BO	1300 feet east of BO
Amboy Secondary Track	OB	3775 feet west of OB
	7150 feet east of JG	5300 feet west of JG
	8510 feet east of K	1175 feet west of K
	21400 feet east of BO	BO
Freehold Branch	Sea Girt	2982 feet west of Manasquan
	1550 feet east of Freehold	5800 feet west of Freehold
	8175 feet east of JG	JG
Belvidere-Delaware Branch	G	4114 feet south of G
	13610 feet north of Phillipsburg	1800 feet north of Carpenterville
	4785 feet north of Frenchtown	1240 feet south of Frenchtown
	9740 feet north of Lambertville	Moore
	13620 feet north of Warren St.	MG

Authority to proceed as an extra

1097-A1. Referring to Note to Rules S-97 and D-97 when a train is to run as a Passenger Extra it will be notified by the operator except:

At New York or Newark by the Station Master or his representative.

Non-Interlocked Railroad Crossings at Grade

1098-A1. Movements of trains or engines on tracks of this region over non-interlocked railroad crossings at grade will be governed as follows:

Location	Signals, etc., Governing Movements Over Crossings		Requirements	Note
	Type	Indication or position		
Perth Amboy: Running Track—Crossing with L. V. R. R.	Stop signs	Stop	All movements must stop clear of stop signs and then proceed over L.V.R.R. Perth Amboy Branch crossing under flag protection.	
Newark: Crossing with L. V. R. R. Interchange Track, Frelinghuysen Ave.	None	None	Before movement is made over L.V.R.R. interchange track derails must be operated to non-derailing position, and upon completion of each movement both derails must be returned to the derailing position and secured with padlocks provided on switch stand.	
Morrisville—M B Reading Co. Crossing with lead from No. 1 Track to Coal Storage Yard.	None	None	It must be known the crossing is clear before using.	
MA—Reading Co. Crossing with lead from No. 1 Track to Strick Trailer Co.	None	None	It must be known the crossing is clear before using.	
Phillipsburg: Freight House tracks, Crossing with lead to L. & H. R. R. Bridge.	None	None	It must be known the crossing is clear before using.	

1098-B2. Martins Creek Yard—All trains and yard engines must move in vicinity of junction with L. & N. E. R. R. and D. L. & W. R. R. prepared to stop unless track is seen or known to be clear.

Attention is called to Special Instruction of current time table of L. & N. E. R. R. reading "Within yard limits the main track may be used, protecting against first-class and second-class trains. Third-class, extra trains and yard engines must move within yard limits prepared to stop unless the track is seen or known to be clear." Also D. L. & W. R. R. General Instruction of current time table reading—"The movement in either direction of trains or engines between division post at end of Martins Creek Branch and the east end of the Delaware River bridge must be under protection of flagman against opposing trains or engines."

Automatic Highway Crossing Protection on Sidings, Yard or other Tracks

1103-A2. At the following locations automatic highway crossing protection indicates the approach of a train:

Belvidere-Delaware Branch: *WB—{Wilburtha Road
Upper Ferry Road

*NOTE—At these locations an apparatus is provided for the manual operation of these signals for protecting highway traffic against movements on other than main tracks. Before such movement fouls crossing, a trainman must be stationed at the apparatus to operate the highway crossing signals should they fail to operate automatically.

When necessary to operate the signals manually, they must be kept in operation until the entire movement clears the crossing. When movement is completed, OPERATING BUTTON box must be locked.

**Belvidere Delaware Branch
Martins Creek**

Automatic highway crossing protection with flashing light signals and warning bells at Broad Street grade crossing, 144 feet south of Martins Creek, in service. Manual operation of highway crossing signals provided for movements within yard, controlled

from push button mounted on pedestal located adjacent to each flashing light signal east of main track and west side of No. 4 yard track, provided with switch locks.

Before any movement on yard tracks is permitted to obstruct highway traffic, the highway crossing protection must be started by operating push button marked START, in either control box, to protect train movement.

After movement is completed, the operation of the highway protection must be stopped by pushing button marked STOP in either control box which must be locked after using.

Hunter—18th Avenue Track

Automatic highway crossing protection with flashing light signals and warning bells at Alpine and Clinton Avenue grade crossings 5000 feet north of **Hunter** Block Station, in service.

Trains or engines must stop within limit marked by yellow stripe on side of rail, but clear of highway, and must not proceed until it is determined that the flashing light signals are operating, and a member of the crew has ascertained that the highway is clear.

In the event that the flashing light signals fail to operate, a member of the crew must protect the crossing in advance of each movement over the crossing.

Trenton-South Broad Street

Manually operated flashing light highway crossing signals for protection of southward highway traffic over Lead track and Connecting track are controlled from push buttons located in control box painted aluminum and mounted on post on east side of South Broad Street, 10 feet south of Lead track and 10 feet south of Connecting track.

Before any movement is permitted to obstruct highway traffic on either the Lead track or the Connecting track, the highway crossing signals must be caused to operate by pushing button marked START, in either control box, to protect southward highway traffic. A member of the train crew must station himself on the crossing in such manner as to insure full protection to northward highway traffic until the movement is completed and the crossing entirely clear of rolling stock.

After movement is completed and the crossing clear for use of highway traffic, the operation of the highway signals must be stopped by pushing button marked STOP in either control box.

The highway crossing signals must not be operated unnecessarily.

Trenton—

Hamilton Ave., South Broad Street, Cass Street, Lalor Street and Mulberry Street.

Trains or engines operating on the industrial track must stop at a point between limits of starting circuits (indicated by yellow stripe 10 inches wide painted outside of both rails) at each crossing and must not proceed over the crossing until it is determined that the automatic gates are in the down position.

Drill operations on the industrial track must remain clear of starting circuit when possible to avoid unnecessary operation of the automatic crossing protection.

Grundy—M. M. and M. Co. Track

Auto-manual highway crossing flashing light signals at the grade crossing of Beaver Dam Road and industrial siding leading to and serving the Minnesota Mining and Manufacturing Co., located 3600 feet north of Main Line tracks, in service.

Trains or engines must stop clear of the highway and must not proceed until it is determined that the flashing light signals are operating, and a member of the train crew has ascertained that the highway is clear.

To insure operation of the crossing signals a member of the train crew must push button marked START before movement over the crossing is made, and then push button marked STOP after movement over the crossing is completed.

START and STOP buttons are located in control boxes on each side of crossing.

Control boxes must be locked after using.

Rocky Hill Running Track Kingston

Auto-manual highway crossing flashing light signals and warning bells at crossing of New Jersey State Highway Route 26 (U. S. Route 1) 2.4 miles north of Monmouth Junction, in service.

Trains or engines must stop within limit marked by yellow stripe on side of rails, but clear of highway, and must not proceed until it is determined that the flashing light signals are operating, and a member of the train crew has ascertained that the highway is clear.

To insure operation of the crossing signals a member of the train crew must push button marked **START** before movement over the crossing is made, and then push button marked **STOP** after movement over the crossing is completed.

START and **STOP** buttons are located in control boxes on each side of crossing.

Control boxes must be locked after using.

OB—East End

Automatic Highway Crossing Protection for movements in both directions on No. 1 Running Track at Deep Run Road grade crossing, 3,500 feet east of **OB** and Brown's Hill Road grade crossing, 300 feet west of **East End**, in service.

Interrupting Operation of Automatic Highway Crossing Protection Manually

1103-A4. At the following locations apparatus is provided to interrupt the operation of the automatic highway crossing protection manually:

Location	Crossing	Protection	Main Tracks	Other Tracks	Push Buttons Located
Jamesburg Branch: Dayton	New Brunswick Turnpike	Auto. Gates	1	—	South Side
Belvidere Branch: Wilburtha	Upper Ferry Rd.	Flashing Lights	1	1	West Side
	Wilburtha Rd.	Flashing Lights	1	1	West Side

Protection for Public Highway Crossings at Grade

1103-B1. Trains or engines must stop before passing over the following public highway crossings at grade during the hours there is no crossing watchman on duty and unless otherwise provided, a member of the crew must protect the crossing in advance of each movement over the crossing:

Track	Crossing	Location	No crossing watchman on duty between the hours of
Freehold Branch	Main Street Broad Street	Manasquan	12.01 A.M. and 6.00 A.M., 10.00 A.M. and 1.45 P.M., 5.45 P.M. and 12.01 A.M. Monday through Friday. Continuously on Saturdays, Sundays and Holidays.
Freehold Branch	Bowne Ave. Monmouth Ave. Broad St. Hudson St.	Freehold	12.01 A.M. and 6.00 A.M., 10.00 A.M. and 1.15 P.M., 5.15 P.M. and 12.01 A.M. Monday through Friday. Continuously on Saturdays, Sundays and Holidays.
Freehold Branch	Gatmer Ave. Church St.	Jamesburg	12.01 A.M. and 6.00 A.M., 10.00 A.M. and 1.00 P.M., 5.00 P.M. and 12.01 A.M. Monday through Friday. Continuously on Saturdays, Sundays and Holidays.

1103-B2. Public highway crossing at grade 3320 feet west of Waldo, Newark Avenue, Jersey City (Marion Interchange). Trains and engines must stop before passing over highway crossing unless it is known crossing gates are lowered, or when gates are out of order, proceed on hand signal from crossing watchman.

1103-C1. Trains or engines must stop before passing over the following public highway crossings at grade and a member of the crew must protect the crossing in advance of each movement over the crossing:

TRACK	CROSSING	LOCATION
Track leading to Washington St. Yard.	Washington Street.....	Jersey City.
(*) Track to Public Service Electric & Gas Company's plant.	Fourth Street.....	Harrison.
Hudson—River St.....	First St., Second St. and First and Essex Streets.	Harrison.
Hudson—River St.....	Center and River Streets.....	Newark.
Hunter—18th Ave.....	Street crossings not protected by Crossing Watchman.	Newark.
Industrial Spur Track...	Lower Road to Rahway.....	Linden.
Fertl-Soil Co. Track...	New Brunswick Ave.....	Rahway.
Industrial Siding.....	Greene St., Pollion St., Main Street, Factory Lane (Berry's Crossing)	Woodbridge.
Hampton Cutter.....	Amboy Avenue.....	Genaseo.
WC—Perth Amboy....	Hall Ave., Washington St., William St., Broad St. and Easton Avenue.	Perth Amboy.
Arsenal.....	Vineyard Road.....	Edison Township.
Arsenal.....	U. S. Route No. 1.....	Edison Township.
Millstone.....	Jersey Ave., 1840 feet west of County.	New Brunswick.
Millstone.....	N. J. Route No. 27.....	Voorhees.
Millstone.....	Millstone-New Brunswick Turnpike.	Middlebush.
Millstone.....	Millstone-New Brunswick Turnpike.	East Millstone.
Rocky Hill.....	Ridge Road and New Road...	Monmouth Junction
Rocky Hill.....	U. S. Route No. 1 and Kingston Road.	Kingston.
Conrad Sebolt.....	Franklin-Georgetown Pike....	Rocky Hill.
W. & J. Sloane Co.....	Bear Swamp Road.....	East of Millham.
Fair Ground.....	East State Street.....	East of Millham.
General Electric Co.....	East State Street.....	East of Millham.
Ward Ave.....	East State Street Extension...	Millham.
Enterprise Track.....	Whitehead Rd. and Hutchinson Mills Rd.....	Lawrence Township.
Enterprise Track.....	Connecting Road between Route 26 Extension and New York Ave.....	Trenton.
Lead Track.....	South Broad St..... (Northward highway traffic)	East of Broad St. (Trenton)
Connecting Track.....	South Broad St..... (Northward highway traffic)	East of Broad St (Trenton)
Old Line Tracks.....	Pennsylvania Ave. and Washington Street.	Morrisville.
Naught Track Warner Company.	Philadelphia and Bristol Turnpike.	Tullytown.
Paterson Parchment Paper Co.	Philadelphia and Bristol Turnpike.	Edgely.
Old Line Tracks.....	All Street Crossings.....	Bristol.
Lambertville-Flemington Quarry.....	Public Road Crossing.....	Lambertville.
Lambertville-Flemington Wye.....	River Road.....	Moors.
Industrial Tracks.....	N. J. Route No. 12.....	Flemington.
Amboy Secondary.....	Sherman Street.....	Jamesburg.
Wye.....	New Brunswick Turnpike	Dayton.
Farmers' Cooperative Assn., Track.	Friendship Road.....	Windsor.
	Edinburg Road.....	Bordentown.
	Park Street.....	Farmingdale.
	Southard Avenue.....	
(*) Track can only be used between the hours 1.00 A.M. and 4.00 A.M.		

1103-C2. Harrison—While movements are approaching, moving on or standing on Second and Burlington Streets, a member of the train crew must protect highway traffic.

Between 11.00 P.M. and 7.00 A.M. daily, the crossing at 4th Street, will not be protected by a crossing watchman. When there is no crossing watchman on duty at 4th Street, rail movements over the crossing must be protected by two members of the train crew, one stationed on each side of the crossing with standard flagging equipment during the entire time the crossing is occupied by the train or cars.

1103-C3. Between Hunter and 18th Ave., Newark—Elizabeth Avenue and Peddie Street Crossing—trains must stop clear of crossing.

Movement must not be made across Elizabeth Avenue when traffic light for Elizabeth Avenue indicates "Proceed."

Frelinghuysen Avenue, Newark

Traffic lights governing movement of highway traffic and rail movements, in service.

When a movement is to be made across Frelinghuysen Avenue, the following will govern:

Trains or engines must stop before obstructing Frelinghuysen Avenue.

Crossing must not be obstructed when traffic lights indicate Green for highway traffic to proceed. Conductor, Engineman, or his representative must operate push button marked **START** which will cause the traffic lights to indicate **RED** for highway traffic. In addition, a member of the crew must precede each rail movement over the crossing, to warn public of approaching rail movement.

When rail movement is clear of the crossing, the Conductor, Engineman, or his representative must operate push button marked **STOP** to restore operation of traffic lights for highway traffic.

Control of traffic lights may be taken or restored to their normal operation from either control box or can be taken from one control box and restored from the other.

Control boxes stencilled **P.R.R.** containing **START** and **STOP** buttons are located on east and west side of Frelinghuysen Avenue and are equipped with switch locks which must be kept locked at all times, except when in use.

In the event traffic lights do not operate as prescribed the highway traffic must be protected as provided in Special Instruction **1103-C1** before rail movement is made.

Any failure in the operation of the traffic lights for highway traffic or rail movements must be reported immediately to the Operator at Hunter.

1103-C4. Trenton—Trains stopping over highway crossings and obstructing traffic must be cut except where less delay to traffic will result by not cutting trains.

When traffic has been obstructed by train on crossing, such traffic must be allowed to proceed, if possible, before crossing is again obstructed by a train in either direction.

Shifting crews must not leave any portion of their train standing so as to obstruct crossings.

Trains or engines using Columbian Carbon Industrial track must stop before passing over Cass Street grade crossing and the crossing protected in advance of each movement by one member of the crew in day time and two members of the crew at night.

Rail movements, except light engines, using running track between Hamilton Avenue and Coalport, restricted from passing over East State Street crossing, between the hours of 7.15 A.M. and 8.15 A.M., and 3.30 P.M. and 4.30 P.M., daily, except Sunday.

1103-C5. Morrisville—Train and engine movements using Delmorr Avenue industrial track over South Delmorr Avenue, at Clymer Street and on South Delmorr Avenue between Green Street and Vansant Street, shall be preceded by a member of the train crew to protect highway traffic.

1103-C6. Grundy—Each locomotive, car or train passing over Highway Route No. 13 on track leading to and serving M. & M. Co., Inc., located 1500 feet north of main line tracks, must be preceded by a member of the train crew, equipped with a red flag during daylight hours and a red and white light and a lighted fusee during the hours of darkness to protect highway traffic.

1103-C7. Brown—Rail movements using Owens-Illinois Glass Company track are restricted from passing over Bordentown-South Amboy Turnpike highway crossing between the hours of 5.00 A.M. and 8.00 A.M., and 2.00 P.M. and 5.00 P.M. Movements to be made over this highway crossing must stop before passing over it and a member of the crew must flag the crossing to protect highway traffic.

1103-C8. Cars must not be placed on industrial tracks between clearance posts located as follows:—

150 feet east and west of tile works crossing 1800 feet east of Old Bridge.

50 feet east and west of Maple Avenue on G. W. Helme Co. track, Helmetta.

1103-C9. Union Square, Phillipsburg—Trains and engines in either direction must approach crossing prepared to stop.

1103-C10. Freehold Branch, Manasquan-Jamesburg — Single unit RC engines, Rail Detector Cars and light engines must approach all highway crossings protected by automatic flasher lights or bell prepared to stop, unless it is known automatic crossing protection is operating.

Moving Cars on Tracks Where Loading or Unloading Is Done

1103-D1. When mail, baggage or express is being loaded or unloaded from cars on tracks 1, 2, 3, 4, 7, 8, 1D and 3D, Pennsylvania Station, New York, a red lamp will be placed on the west end of the cars on tracks 1, 2, 3 and 4 and on the east and west end of such cars on tracks 7, 8, 1D and 3D. When red lights are displayed, shifting crews must not couple to or move the cars until they have contacted the Baggage Foreman and he has removed the light.

1104-A1. Normal Position of Switches and Crossovers at Specified Locations

Switch Located at	Connecting	With	Normal Position is for Movements
West end No. 13 Track Hudson Interlocking	No. 13 Track	No. 14 Track	To No. 13 Track
East end No. 13 Track Hudson Interlocking	No. 13 Track	No. 14 Track	To No. 13 Track
East end Modoc Track	Modoc Track	No. 0 Track	Modoc Track
East end No. 5 Track, Millham	Eastward Running Track	No. 5 Track	On No. 5 Track
West leg of Wye, west of Millham	West leg of Wye	Eastward Running Track	West leg of Wye
West leg of Wye, west of Millham	West leg of Wye	No. 5 Track	On No. 5 Track
Millham	No. 5 Track	Industrial Track (former Trenton Eng. House)	No. 5 Track

1104-B1. Switch tenders are Stationed at and have charge of Main Track Switches as Indicated

Location	Switches
WA-5	All switches.

1104-B2. Switch Tenders are Stationed at and have Charge of Yard Switches as Indicated

Harsimus Cove—Switchtender on duty at Brunswick Street, between 2.59 P.M. and 10.59 P.M. daily.

1104-C1. Operators in charge of Main Track Hand operated Switches when Block Station is Open

Location	Switches
WA-2	All switches.
WA-3	All switches.
WA-6	All switches.
MA	All switches.

Hand Operated Switches Equipped With Electric Locks

1104-D1. The following switches are equipped with electric lock; permission to unlock must be obtained from operator before switch lock is removed from keeper.

Location	Switch	Controlled By	Notes
Jersey City Branch 3925 feet east of Waldo	Crossover between Nos. 1 and 2 Tracks	Waldo	
Jamesburg Branch 10860 feet west of JG	Lead to Phelps Dodge and United Cork Co. Track	JG	
Jamesburg Branch 2300 feet west of Dayton	International Business Machine Co. Track	JG	
Jamesburg Branch 4080 feet west of Dayton	International Business Machine Machine Co. Track	JG	
3400 feet west of Lincoln	Switch in No. 0 Track leading to Wye Track	Lincoln	1
4100 feet west of Lincoln	Switch in No. 0 Track leading to No. 5 and No. 6 Yard Tracks	Lincoln	1
7470 feet west of Lincoln	Switch in No. 0 Track leading to No. 5 and No. 6 Yard Tracks	Lincoln	1
8843 feet west of Lincoln	Switch in No. 0 Track leading to U. S. Envelope Co. Siding	Lincoln	1
3000 feet west of Waldo	Switch in No. 2 P & H Branch leading to Marion Yard	Waldo	1
900 feet east of CY	Switch in No. 1 Track, Green- ville Branch, leading to New Garden Yard	CY	1
1768 feet east of WC	Switch in No. 1 Track leading to Colso Oil Co. Track	WC	1
Trenton Branch MB	Switch in No. 1 Track leading to Coal Storage Yard	Neshaminy Falls (Rdg. Co.)	2
Trenton Branch 2400 feet east of MA	Switch in No. 1 Track leading to Strick Trailer Co. Track	Neshaminy Falls (Rdg. Co.)	3

Note 1.—After removing lock from keeper, wait for light located on staff adjacent to switch lock to light.

Note 2.—Permission to unlock must be obtained from Operator **Morris** who will obtain unlock from Reading Company Operator at Neshaminy Falls.

Note 3.—Before movement can be made to or from Strick Trailer Company track permission must be obtained from Reading Company Operator at Neshaminy Falls and Operator at MA. After each movement is completed it must be reported clear to the Reading Company Operator at Neshaminy Falls and Operator at MA.

1104-D2. The following switches are equipped with electric lock, not controlled by operator:

Location	Switch	Note
450 feet east of Broad Street, Trenton, Bordentown Br.	Facing switch for westward movement on Main Track leading to Connecting track	1
2215 feet east of MB	Facing switch in No. 1 Main Track leading to Outward Track Fairless Spur No. 1	1
4745 feet east of MB	Facing switch in No. 1 Main Track leading to Inward Track Fairless Spur No. 1	1
4710 feet west of MY	Facing switch in No. 2 Main Track leading to east leg of Wye Track	1
4730 feet east of MB	Trailing crossover between No. 1 Main Track and running track	1
2205 feet east of MB	Trailing crossover between No. 1 Main Track and running track	1
3650 feet west of MB	Facing crossover between No. 1 Main Track and tail track at west end of Eastward Receiving Yard	1
Nickel	Facing crossover between No. 1 Main Track and west end Eastward Receiving Yard	1
2500 feet east of MA	Facing crossover between No. 1 Track and Middle Secondary Track	1

Note 1.—The switch lock on these switches must not be removed from keeper until permission has been obtained from operator. If switch does not indicate unlocked within seven minutes after padlock is removed, or no indication is received that the switch is padlocked when the padlock is returned, the Superintendent Transportation must be notified.

1105-A1. Spring Switches Located

Location	Normal Position	Route For Which Sprung	Note
Sunnyside—Connecting Hump Track to Inbound Motor Track	Inbound Motor Track	Westward movements from Hump Track	
Karny—745 feet east of P. & H. Branch overhead bridge connecting Modoc Track to No. 0 Track	No. 0 Track	Westward movements from Modoc Track	1
Karny—2395 feet east of P. & H. Branch overhead bridge on west end of east crossover between Modoc Track and No. 0 Track.	No. 0 Track	Westward movements from Modoc Track	1
South Amboy Junction—Connecting yard to single track.	Single Track	Westward movements from yard	2
South Amboy Junction—Connecting secondary track to No. 2 Running Track.	Single Track to No. 2 Running Track	Eastward movements from single track to single track	2
Deep Cut—	Single Track	Westward movement from No. 2 running track to single track.	
East End—	Single Track	Eastward movement from No. 1 running track to single track.	
OB—Connecting secondary track to No. 1 Running Track.	Single Track to No. 1 Running Track	Westward movements from single track to single track	
Lead Switch. Kent — connecting lead track to main track	Main Track	Southward movements from lead track to main track	

Note 1. Eastward movements over spring switches at Karny must not be made with red light displayed on switch light, until switch points have been checked in proper position.

Note 2. When spring switches, or hand switch 3, at South Amboy Junction are hand-operated for movements to or from the yard, they must not be returned to normal position until movement has cleared signals governing movements in opposite direction.

Receiving or Discharging Traffic

1107-A1. In the application of **Rule 107**, passenger trains on other than regularly assigned tracks or making other than schedule stop at stations where there is a track fence between track they are using and the station platform to be used, must make station stop as follows:

North Elizabeth.....	West end of track fence.
Elizabeth.....	" " " " "
Linden (Nos. 3 and 4 tracks).....	" " " " "
Rahway (No. 1 track).....	" " " platform.
Metuchen.....	East end of track fence.
New Brunswick.....	West end of track fence.
Princeton Jct.	" " " " "
Levittown-Tullytown.....	East " " " "

1107-A2. Between Holmes and Dock, a passenger train, routed to a track which will result in a station stop for receiving or discharging traffic across a main track between that train and station platform, must stop as soon as known it is so routed and obtain assurance from operator that other trains involved will be notified of the stopping of that train on that track at the station, unless this assurance has been previously furnished in writing.

1107-A3. H. & M.R.R. trains stopping at Karny and Hudson for employes will platform front side door of first car.

1107-A4. When delayed Pullman or Postal cars are attached to trains, stops of train on which cars are regularly assigned may be made to discharge passengers or handle mail. Superintendent Transportation must be advised in advance of stops that will be made.

Track Assignments

1151-A1. Single Track

Track	Between	And
Princeton Branch	Nassau	Princeton
Bordentown Branch	Fair	BO
Jamesburg Branch	JG	Midway
Freehold Branch	JG	SG
Belvidere Delaware Branch	MG	G

1151-B1. Two or More Tracks

Current of traffic is as follows:

Main Line Between:	Track B	No. 4 Track	No. 3 Track	No. 2 Track	No. 1 Track	No. 0 Track	Track A
Harold and JO or C		West'd Pgrr.	East'd Pgrr.	West'd Pgrr.	East'd Pgrr.		
A and Hudson				West'd	East'd		
Hudson and Hunter		West'd Pgrr.	West'd Pgrr.	East'd Pgrr.	East'd Pgrr.		
Hunter and Elmora		West'd Pgrr.	West'd Frt.	East'd Frt.	East'd Pgrr.		
Elmora and Union	West'd Pgrr.	West'd Pgrr.	West'd Frt.	East'd Frt.	East'd Pgrr.		East'd Pgrr.
Edison and Lincoln						East'd Frt.	
Union and Region Post (Phila. Region)		West'd Pgrr.	West'd Frt.	East'd Frt.	East'd Pgrr.		
Jersey City Branch Between: Jersey City and Hudson				West'd Pgrr.	East'd Pgrr.		
Passaic and Harsimus Branch Between: Waldo and WA-3				West'd Frt.	East'd Frt.		
Greenville Branch Between: Bay and Lane				West'd Frt.	East'd Frt.		
Perth Amboy and Woodridge Branch Between: Union and WC				West'd	East'd		
Trenton Branch Between: Morris and Region Post (Philadelphia Region)				West'd	East'd		
Bordentown Branch Between: BO and Region Post— (Atlantio District)				West'd	East'd		

NOTE—Tracks are numbered from south to north or east to west.

NOTE—Within Dock Interlocking
Tracks 5 and W—Westward Passenger
Tracks E and A—Eastward Passenger

1151-C1. Secondary Tracks of Assigned Direction

Track	From	To	Assigned Direction	Controlled by	Note
Connecting Track	Q	Harold	Eastward	Q	1
Loop Track No. 1	F	R	Eastward	R	1
Loop Track No. 2	F	R	Eastward	R	1
Sub Track No. 1	Q	F	Westward	Q	2
Sub Track No. 2	Q	F	Westward	Q	2
Sub Track No. 3	Q	F	Westward	Q	2
Sub Track No. 4	Q	F	Westward	Q	2
Center St. Track	Hudson	Karny	Eastward	Hudson	3
Engine Track	Hudson	Karny	Eastward	Hudson	3
No. 0 Track	Hudson	Karny	Eastward	Hudson	3
Track A	WA-6	WA-3	Eastward	WA-6	4
No. 0 Track	Union	Linden	Eastward	Union	
No. 1 Bel-Del	Fair	MG	Northward	MG	5
No. 2 Bel-Del	MG	Fair	Southward	MG	5

Notes

- Signal indication will be permission for westward movements.
- Eastward movements made on signal indication at F, permission must be obtained from Q to use this track at any intermediate point between F and Q.
- Westward movements may be made on hand signal from Operator at Karny.
- Westward movement made on permission of Operator WA-6 or hand signal from Operator WA-3.
Trains or engines entering or leaving this track at intermediate points must obtain permission and report clear to WA-6.
- Signal indication at Fair or MG will be permission for movement on this track.

1151-D1. Secondary Tracks of No Assigned Direction

Track	Between	And	Controlled by	Note
Naught (W)	Millham	Fair	Fair	1-5
No. 5 (W)	Millham	Fair	Fair	1-5
Naught (W)	Morris	Grundy	Grundy	1-5
B (W)	Jacy	Waldo	Waldo	1-5
Grape Lead (W)	Hack	No. 1 Ice-House	Hack	5
No. 1 Ice-House (W)	Grape Lead	Produce Yd. Lead	Karny	2-5
Produce Yd. Lead (W)	No. 1 Ice-House	Government Lead	Karny	2-5
Government Lead (W)	Produce Yd. Lead	Karny	Karny	2
Naught (W)	Grape Lead	Karny	Karny	5
Set-Off (W)	WA-5	WA-3	WA-5	3-5
Oak Island (W)	CY	WA-2	WA-2	1-5
Amboy (W)	OB	BO	JG	1-5-6
Amboy (W)	SA	OB	SA	1-5-6
Set-Off (W)	WA-3	WA-6	WA-6	4-5
Connecting (W)	No. 0 track	Yard Running Track Edison	Lincoln	1-5
Middle (W)	Morris	MA	Morris	1-5

(W) indicates time-table direction from point first named.

NOTE 1. Where fixed signal governs movement, it will be the authority to occupy this track.

NOTE 2. Fixed signal indication for eastward movement to enter Government Lead will also be the authority to use Produce Yard Lead and No. 1 Ice-House.

NOTE 3. Westward movement from **WA-5** made on hand signal from switchtender; Eastward movement from **WA-3** made on hand-signal from operator.

NOTE 4. Westward movement from **WA-3** made on hand signal from operator.

NOTE 5. When movement has been completed it must be reported clear except when clearing at an interlocking or block station.

NOTE 6. Rule 99 will not apply. Extra trains, except passenger extras, will run on verbal permission of the operator when authorized by the Superintendent-Transportation; authority for movement of passenger extras must be in writing.

1151-E1. Employees in Charge of Sidings of Assigned Direction

Siding	Employee in charge	Note
Jamesburg—Eastward	Operator at JG	
Siding between Switch 2 and Switch 5, Phillipsburg—Northward	Operator at G	

1151-G1. Running Tracks of No Assigned Direction

Track	Between	And	Controlled By	Note
Nos. 5-6-8-9-10 & 11	At Hudson		Operator Hudson	1
Centre Street (W)	Hudson	River Street	Operator Hudson	1
No. 5 (W)	Hunter	Lane	Operator Hunter	
Naught (W)	Elmora	Linden Park Yard	Operator Elmora	1
Arsenal (N)	Lincoln	Raritan Arsenal	Operator Lincoln	1
No. 5 (W)	Baldwin St. Yard	County	Operator County	1
Millstone (W)	County	East Millstone	Operator County	1
Rocky Hill (W)	Midway	Rocky Hill	Operator Midway	1
Eastward (W)	Millham	East End of Coalport Yard	Operator Millham	1
Westward (W)	Old Cabin E	East End of Coalport Yard	Operator Millham	1
Engine (W)	Jacy	East End Waldo Ave. Yard	Operator Jacy	1-3
No. 1 (W) (Waldo Ave. Yd.)	Connection to Engine Track	West End Waldo Ave. Yard	See Note 2	1-3
Running (W)	West End Waldo Ave. Yard	Waldo	Operator Waldo	1
No. 6 Elevation (E)	Brunswick Street Harsimus Cove	Henderson Street Harsimus Cove	Yard Master (Har. Cove)	1
Westward (W)	Brunswick Street Harsimus Cove	Waldo	Yard Master (Har. Cove)	1-4
Susquehanna (E)	East End Marion	Eastward Main, NYS&WRR	Operator Waldo	1
Morris (W)	Hack	Crossover 100 feet east of east end of cabin track	Yard Master Meadows	1
Morris (W)	Crossover 100 feet east of east end of cabin track	Karny	Operator Karny	1

Track	Between	And	Controlled by	Note
Modoc (E)	Karny	Connection with Naught Track	Operator Karny	1
No. 7 Old Receiving Yard—Meadows (E)	Karny	No. 1 Office Meadows	Yard Master Meadows	1
Old Eastward New York Bay Line R. R. (E)	WA-5	WA-2	Yard Master WA-5	1
Speedway (W)	WA-5	WA-6	Yard Master WA-4	1
Naught (W)	WA-5	WA-6	Yard Master WA-5	1
Running 1 (W)	WA-5	WA-6	Yard Master WA-4	1
No. 3-New Garden (E)	CY	Bay	Yard Master Greenville	1
Float Running	Greenville Yard		Yard Master Greenville	1
No. 1—Greenville (E)	Bay	Connection No. 11 Track Departure Yard Greenville	Yard Master Greenville	1
Departure Yard Lead	Greenville Yard		Yard Master Greenville	1
Southwest Lead	Greenville Yard		Yard Master Greenville	1
WC-Perth Amboy (W)	WC	Perth Amboy	Operator WC	1
Yard running (Via Loop) (E)	Edison	Kilmer	Operator Lincoln	1
Inward track of Fairless Spur (E)	No. 1 Trenton Branch	U.S. Steel Co. private tracks	Operator Morris	1
Outward track of Fairless Spur (E)	No. 1 Trenton Branch	U. S. Steel Co. private tracks	Operator Morris	1
No. 7 "C" Yard Morrisville (E)	West End "C" Yard	East End "C" Yard	Yard Master Morrisville	1
W-4 (E)	West End "B" Yard	East End "B" Yard	Yard Master Morrisville	1
Eastward Running (E)	East End Eastward Receiving Yard	East End "A" Yard	Yard Master Morrisville	1
No. 12 South Amboy (E)	Connection to Secondary Track	Yard Office	Yard Master South Amboy	1
No. 1 Running (E)	OB	East End	Operator SA	1
No. 2 Running (W)	CQ	Deep Cut	Operator SA	1
Running (W)	Coalport	Hamilton Avenue	Operator MG	1
No. 5 (E)	Coalport	East Trenton	Yard Master Coalport	1
Flemington (N)	Lambertville	Flemington	Operator MG	1
Lead (S)	Phillipsburg Yard	Lead Switch Kent	Yardmaster Phillipsburg	1
No. 7 Upper Yard Phillipsburg (N)	No. 1 Switch Cabin	No. 3 Switch Cabin	Yard Master Phillipsburg	1
Old Main (N)	Kent	Switch 6 Phillipsburg	Yard Master Phillipsburg	1
No. 1 Lower Yard Phillipsburg (N)	Kent	Yard Office	Yard Master Phillipsburg	1

(E) (W) (N) (S) Indicates time table direction from point first named.

Note 1—Permission must be secured, or proper signal indication received, to use these tracks at any point. When movement has been completed it must be reported clear except when clearing at an interlocking or block station.

Note 2—Controlled by Yard Master Jacy when on duty. When no Yard Master is on duty at Jacy, controlled by Yard Master at Harsimus Cove.

Note 3—Controlled by Operator Waldo when Jacy is closed.

Note 4—During the hours there is no Switchtender on duty at Brunswick Street, eastward trains and engines must stop clear of all switches at that point and call Yard Master at No. 10 Office for instructions. Eastward trains and engines using westward running track, Waldo to Brunswick Street, must advise operator at Waldo when clear of this track at Brunswick Street. Westward trains and engines must stop clear of all switches at Brunswick Street and obtain permission from operator at Waldo to proceed west of that point.

1151-J1. Passenger Trains as Specified will use Tracks as follows unless Interlocking Signals otherwise Indicate:

Train No.	Use Track No.	From	To	To Pass Train No.	To be Passed by Train No.
Westward					
193	3	Dock	Elmora	3813	
13	3	Dock	Elmora	251	
173	3	Lincoln	County	251	
9	3	Lincoln	County	3815	
9	3	Morris	Holmes	501	
123	3	Dock	Elmora	753	
149	3	Morris	Holmes	3833	
105	3	Dock	County	3833-3835	
113	3	Dock	Elmora	3837	
31	3	Dock	Nassau	3837	
101	3	Dock	Elmora	3623	
221	3-Sun	Dock	Elmora	4251	
733	B	Elmora	Union	49
49	3	Dock	Elmora	733-3841-4251	
735	3	Dock	Union	3735-3843	
155	3	Dock	County	3845	
3847	3	Dock	Elmora	3737	
737	3	Dock	Union	3931	
137	3	Dock	Elmora	3635-4253	
137	3-Sat	Union	County	3785	
227	3	Dock	Elmora	3745	
741	B	Elmora	Union	17
55	3	Dock	Elmora	3767	
191	3	Dock	Elmora	3811	
Eastward					
22	2	Holmes	Grundy	502	
734	2	Union	Dock	3816-3818	
254	2	Lincoln	Dock	704	
3716	2	Union	Dock	3904	
200	2	County	Union	3720	
118	2	Fair	Dock	3820-4244	
4	2	Union	Dock	3820-4244	
48	2	County	Dock	258	
30	2-Sat	Holmes	Grundy	506	
114	2-Sat &Hols	County	Dock	3824-750	
206	2	Fair	County	3826	
104	2	Midway	Lincoln	3826	
10	2	Holmes	Dock	518-3838	
16	2	Elmora	Dock	3762-788	

Mail Catchers—Mail Delivery from Moving Trains.

1153-A1a. Mail catchers must not be carried in door post fittings on postal cars between Newark and Harold.

Where requirements of circular issued by Post Office Department necessitates delivery of mail from moving trains, Train Baggage men and Railroad Postal Clerks are hereby instructed to throw off mail bags and newspapers at stations at points designated. It must be distinctly understood this does not in any way relieve Train Baggage men and Railway Postal Clerks from using all possible precaution against liability of injuring anyone in throwing off mail and newspapers. Delivery of mail or newspapers must not be made from moving trains at any station except at following locations:

STATION	WESTWARD	EASTWARD
Edison.....	100 feet East of underpass...	Mail chute 25 feet East of crane.
Plainsboro.....	West of Westward platform.	East of Eastward platform.
Bristol.....	West of Westward platform in chute.	50 feet East of Eastward platform in chute.

PASSENGER TRAIN OPERATION

Testing Air Brakes.

1154-A1a. Referring to Instruction 9-c—Brake and Train Air Signal Instructions (99-D-1), enginemen receiving M.P. 261-C in duplicate from car-inspector after brake test has been completed in Sunnyside will deliver one copy to conductor at New York.

1154-B1a. All engine crews operating in passenger service, when moving between Sunnyside Enginehouse and Yard, after arrival at signal for reverse movement on Sub Tracks, will change to leading end of engine for reverse movement to enginehouse or train.

1154-B1b. When moving D. C. or A. C. multiple unit cars, Engineman must be on forward end in direction of movement except at County.

1154-C1a. Doors of occupied passenger cars must not be locked, preventing passengers from moving from the coaches to the Diner or other portions of the train.

Front and rear end doors must be closed and locked on H. & M. R. R. trains.

Steam in Engine Boilers and Steam-line of Trains.

1154-H1a. Heating and Ventilating Systems for Passenger Trains, Instructions No. 103-B; Air Conditioning Systems for Passenger Trains, No. 213-B; Book No. 204 and Electrical Operating Instructions C.T. 290, in effect, except as otherwise provided.

1154-H1b. When steam is necessary, and between October 1st and April 15th, the following will be in effect:

Westward Trains

Sunnyside Yard:

(a) Steam heat boiler must be in service before leaving engine house storage yard. When maximum boiler pressure has been obtained, open main steam heat valve wide. Vent condensation by blowing steam through both the front and rear end valve.

Close directional valve to front end of engine and leave front steam end valve wide open. Maintain boiler on low flame enroute to train.

(b) Before coupling to train, maximum boiler pressure must be obtained to clear train steam line of condensation after coupling.

(c) Maintain maximum boiler pressure and do not extinguish fire in boiler until after leaving F Interlocking Station and scavenge firebox of gases prior to entering East River Tunnel.

Fire in boiler must be extinguished between East Portals of East River Tunnels and West Portals of North River Tunnels, excepting: P. R. R. A. C. electric engines may fire boiler in low flame in A Yard, New York, to blow out steam pipes to prevent freezing.

(d) Locomotives equipped with Vapor steam generator shall be prepared as outlined in paragraphs (a) and (b) above and the Vapor steam generator is to be operated continuously from Sunnyside Yard.

(e) Light engines enroute from Sunnyside Yard for service from New York or beyond must be prepared as outlined in paragraphs (a), (c) and (d).

(f) Pullman, dining car and M. of E. employes Sunnyside Yard must adjust heating apparatus prior to departure to maintain authorized temperature to New York.

Pennsylvania Station, New York:

(g) Station Steam Plant must be coupled to trains when weather conditions necessitate, and train steam line cleared of condensation prior to departure.

(h) Rear trainman must ascertain from M. of E. employes that the steam pipe end valve at rear of train is properly adjusted to vent condensation before leaving Pennsylvania Station, New York. Train, Express, Pullman and Dining Car employes must know steam admission valves are closed leaving Pennsylvania Station, New York.

(i) Car Service Employees must adjust heating apparatus on trains turning at New York to maintain authorized temperature during layover.

Between North River Tunnel and Holmes:

(j) Fire in steam heat boiler must be immediately relighted after engine passes west portal of North River Tunnel and as soon as 175 pounds steam pressure has been attained, open main steam heat valve wide.

(k) At Newark rear train line end valve on trains shall be adjusted to vent condensation.

With steam issuing from rear train line end valve at Newark, steam may be admitted to radiators in cars on rear half of train, and forward half after passing Elizabeth.

(l) In event train steam line becomes waterlogged or does not clear of condensation prior to passing Elizabeth, Rear Trainman must signal Engineman [Rule 16 (j)] for additional steam pressure and arrange to have Conductor notified, and latter must arrange to have all train steam pipe end valves examined to definitely determine they are wide open, also all steam admission valves closed, and if this does not result in steam reaching rear end of train within reasonable time, Conductor must treat situation same as other irregularities, and if necessary, stop train at convenient point to locate and correct trouble before steam heat system freezes or causes discomfort to passengers. In mild weather, and when no steam is necessary, steam may be shut off; and boilers on electric engines shut down upon authority of the train conductor.

(m) Rear Trainman, during periods of severe cold weather, must open rear train steam pipe end valve at convenient locations enroute to insure keeping train steam line clear of condensation.

(n) In absence of steam pressure at rear train steam pipe end valve, Rear Trainman must promptly signal Engineman [Rule 16(j)] for increased steam pressure, advising Conductor at first opportunity.

Eastward Trains.

(o) Steam pressure must be maintained in train steam line and fire not extinguished until passing Portal Interlocking Station, when main steam heat valve must be closed, fire extinguished and fire box scavenged of gases before entering North River Tunnel. In mild weather, and when no steam is necessary, steam may be shut off; and boilers on electric engines shut down upon authority of the train conductor.

(p) Between East River portals and storage tracks, Sunnyside Yard, steam heat boiler must be put in service and maximum pressure turned back to train.

(r) Conductors must advise Train Dispatcher, New York, by wire from first convenient point, of failure to properly heat train and cause.

1154-H1c. New Haven R. R. Trains.

Pennsylvania Station, New York:

(s) New Haven R. R. engines must have steam heat boilers put in service on layup track, track 5, A Yard, in sufficient time to procure maximum steam pressure prior to departure from that point preparatory to coupling to train.

(t) Fire in steam boiler must be extinguished and fire box scavenged of gases prior to leaving layup track, track 5, A Yard, and promptly relighted after leaving East River Tunnel.

(u) Rear train steam pipe end valve must be wide open and steam admission valves in all cars must be closed leaving Pennsylvania Station and latter remain closed until after train steam line is cleared of condensation and rear train steam pipe end valve is adjusted to vent condensation enroute, after which steam may be admitted to radiators to heat cars, commencing with rear car.

(v) Fire in steam heat boiler must be extinguished and firebox scavenged of gases prior to entering the East River Tunnel.

1154-H1d. Temperature signs will be displayed at the following locations.

Sunnyside Yard.....	Crew Dispatcher's Office
New York.....	Crew Dispatcher's Office
Newark.....	Station Master's Office
Trenton.....	Station Master's Office

1154-H1e. Train Heat Control—Tubular Train.

When Tubular Train is operated in either direction between East Portals of East River Tunnels and West Portals of North River Tunnels, load on diesel engines in power car must be reduced by placing heat control switch on lighting switchboard panel in one or more tubular coaches in "LOW HEAT" position. Full heat cannot be obtained in any tubular coach unless heat control switches in all tubular coaches are in "NORMAL HEAT" position.

Platform Gap-Closers—New York.

1154-N1a. Mechanical platform gap-closers are located on Platform No. 10, adjacent to Track No. 18, 62 feet and 188 feet, respectively, west of C Tower, operated from controlling device located on column midway between mechanical gap-closers.

Emergency controlling devices are located on column adjacent to each mechanical gap-closer and lever is to be operated after glass has been broken by small iron hammer attached to each emergency controlling device.

Trains placed on Track No. 18 for loading must stop so that third rail shoes of car on east end of train are in contact with 8-foot section of dead third rail located on east end of Track No. 18 opposite west end of C Tower. Westward movements to this track will stop with west end of leading car opposite number on platform or track which corresponds with number of cars in train.

Color light indicators are located 8 feet above and in the center of each mechanical gap-closer, indicating as follows:

Purple—Mechanical gap-closer withdrawn; train can be moved.

Red—Mechanical gap-closer extended; train must not be moved.

Car Windows in Tunnels.

1154-N1b. Windows of cars occupied by passengers must be arranged as follows:

CLOSED.—On trains enroute to New York.

MAY REMAIN OPEN IN WARM WEATHER.—On trains from New York.

Trainmen of eastward trains when approaching North River Tunnel and westward trains when approaching East River Tunnel must announce "Please close windows—train is approaching Tunnel."

Eastward Long Island trains in East River Tunnels—east end car doors to remain open (or partially open) in warm weather.

Announcement on Trains.

1154-N1c. Trainmen approaching Newark must make the following announcements:

Eastward Uptown Trains—"Newark, change for Jersey City and Hudson Terminal."

Eastward Downtown Trains—"Newark, change for Pennsylvania Station, New York."

Westward Trains—"Newark, change for (name advertised connecting stations)."

Westward H. & M. R. R. Trains—"Newark, all change. Use ramps for Pennsylvania and Lehigh Valley Trains."

Toilet Room Doors.

1154-N1d. Toilet room doors of cars must be locked between Sunnyside Portals and New York; while in Pennsylvania Station; between New York and Newark; between Jersey City and Newark; between North Elizabeth and South Elizabeth. Toilet room doors in Pullman cars may remain unlocked west of North River Tunnels and west of Journal Square. In case of emergency, doors may be opened upon request.

Station Stop Markers.

1154-N1e. Where station stop markers are located, Engineman must stop front end of engine opposite marker number corresponding to number of cars in train, unless otherwise instructed by Conductor.

MU station stop markers are designated by letter M except when located on ties.

FREIGHT TRAIN OPERATION

Refrigerator Car Vents.

1155-G1a. Position of vents on loaded refrigerator cars must not be changed except in case of necessity and when changed must be restored to original position as soon as possible.

FREIGHT AND PASSENGER TRAIN OPERATION

1156-A1a. In complying with Rule 4156-A at Pennsylvania Station, New York, a metal skate will be chained to a tie at the west end of track 14 (J) and in addition to applying sufficient number of hand brakes and blocking wheels of cars or cuts of cars left standing, the metal skate must be applied on running rail. Care must be taken to insure that skate is removed from rail when entering track for purpose of picking up cars.

1156-A2. Princeton Branch:

Hand operated derail in main track 403 feet north of KS.

When cars are stored between location of derail and north end of main track, a member of train crew must place derail in derailing position and secure switch stand with padlock.

Train crew must see that derail is in non-derailing position before movement is made from north of derail.

99-D-1 Modified.

1156-M1a. Dock—Trains hauled by electric or diesel engines: brakes may remain applied or be released on Dock movable bridge but no additional application of the brakes may be made while engine is on lift span, except in an emergency.

MU trains, the brakes may be applied or released on Passaic Movable Bridge.

1156-M1b. Brake pipe pressure on multiple unit cars when handled by an engine must not exceed following:

A. C. multiple unit cars..... 90 pounds
 L. I. R. R. D. C. multiple unit cars.... 80 pounds
 H. & M. R. R. D. C. multiple unit cars (1200 series) 110 pounds

SPEED RESTRICTIONS**1157-A. Speed Table.**

Time per Mile		Miles per Hour	Time per Mile		Miles per Hour
Min.	Sec.		Min.	Sec.	
0	36	100	1	12	50
0	38	95	1	20	45
0	40	90	1	30	40
0	42	85	1	43	35
0	45	80	2	00	30
0	48	75	2	24	25
0	51	70	3	00	20
0	55	65	4	00	15
1	00	60	6	00	10
1	05	55	12	00	5

PASSENGER TRAINS AND FREIGHT TRAINS**1157-C1. Maximum speeds, unless otherwise specified.**

	No. 4 Track		No. 3 Track		No. 2 Track		No. 1 Track		Other Track	
	Pagr.	Frt.	Pagr.	Frt.	Pagr.	Frt.	Pagr.	Frt.	Pagr.	Frt.
Main Line Between:	Miles per Hour									
Harold and East River Tunnels	50	30	50	30	50	30	50	30
Through East River Tun- nels Except as follows:	50	20	50	20	50	20	50	20
Trains hauled with electric engines be- tween Signals 3E02 and 3E14	40
Trains hauled with electric engines Signal 3E04 to 6th Ave. Portal.	40
	15
6th Ave. Portal and Signal Bridge 580 feet east of 10th Ave. Portal, all tracks	15	8

Main Line Between:	No. 4 Track		No. 3 Track		No. 2 Track		No. 1 Track		Other Track	
	Pagr.	Frt.	Pagr.	Frt.	Pagr.	Frt.	Pagr.	Frt.	Pagr.	Frt.
	Miles per Hour									
Signal Bridge 580 feet east of 10th Ave. Portal and 150 feet west of 10th Ave. Portal										
Westward Trains—all tracks	15	8
Eastward Trains—all tracks	30	8
Through North River Tunnels	50	20	50	20
North River Tunnels and eastern limits of Hudson Interlocking	70	50	70	50
Eastern limits Hudson Interlocking and 300 feet east of western limits Hudson Interlocking	60	25	60	25	60	25	60	25
300 feet east of western limits of Hudson Interlocking and west end of Passaic River Bridge	45	25	45	25	45	25	45	25
West end of Passaic River Bridge and C. R. R. of N. J. overhead bridge	35	25	35	25	35	25	35	25
Tracks A and No. 5 Dock Interlocking	35	25
Tracks E and W, Dock Interlocking	30	...
C. R. R. of N. J. overhead bridge and Signal Bridge 96-97	60	40	55	40	55	40	50	40
Signal Bridge 96-97 and Hunter	70	40	70	40	70	40	70	40
Hunter and Union	75	50	70	50	70	50	75	50
Tracks A and B, Elmora and Union	60	50
Union and Millham	80	50	60	50	60	50	80	50
No. 0 Track Edison and Lincoln	30	30
Millham and Westward Home Signal Bridge, Fair	80	50	75	50	75	50	80	50
Westward Home, Signal Bridge, Fair and east end Delaware River Bridge except adjacent Trenton Station Platforms	80	40	75	40	75	40	80	40
Trenton—Adjacent to Station Platforms	60	40	60	40
Track 5 Fair Interlocking	10	10
East end Delaware River Bridge and Region Post (Phila. Region)	80	50	75	50	75	50	80	50

TT and LCL symbolled freight trains consisting entirely of TTX, box, stock and refrigerator cars and operating with the current of traffic:								
Main Line Between:	No. 4 Track		No. 3 Track		No. 2 Track		No. 1 Track	
	Psg.	Frt.	Psg.	Frt.	Psg.	Frt.	Psg.	Frt.
	Miles per Hour							
Signals 157-158 and Millham	...	60	...	60	...	60	...	60
East End Delaware River Bridge and Region Post. (Phila. Region)	...	60	...	60	...	60	...	60
Jersey City Branch Between: Jersey City and Jacy	Single Track		No. 2 Track		No. 1 Track			
	Psg.	Frt.	Psg.	Frt.	Psg.	Frt.		
	Miles per Hour							
Jacy to Signal Bridge 21	15	15	15	15		
Signal Bridge 21 to Waldo	30	30	30	30		
Waldo to Signal Bridge 34-35	50	50	50	50		
Signal Bridge 34-35 and Passaic Branch jumpover bridge at Karny	60	50	60	50		
Passaic Branch jumpover bridge, Karny and 300 feet east of western limits of Hudson Interlocking	60	25	60	25		
Passaic and Harsimus Branch Between: WA-3 and L.V.R.R. overhead bridge 750 ft. east of WA-5								
	10	10	10	10		
	30	30	30	30		
L.V.R.R. overhead bridge 750 ft. east of WA-5 and Karny	15	15	15	15		
Karny and west end of Hackensack Bridge	25	25	25	25		
West end of Hackensack Bridge and Waldo		
Greenville Branch Between: WA-6 and Bay								
	30	30	30	30		
	65	30	65	30		
Princeton Branch								
	35	20		

	Single Track		No. 2 Track		No. 1 Track	
	Pagr.	Frt.	Pagr.	Frt.	Pagr.	Frt.
	Miles per Hour					
Bordentown Branch						
Between: West end of Fair Interlocking and Hamilton Ave.	20	20
Hamilton Ave. and Signal M-279	40	40
Signal M-279 and BO	20	20
BO and Region Post—(Atlantic District)	40	40	40	40
Trenton Branch						
Between: Morris and Region Post (Phila. Region)	30	30	30	30
Jamesburg Branch						
Between: Midway and JG	40	40
Freehold Branch						
Between: JG and SG	40	40
Belvidere Delaware Branch						
Between: MG and first overhead bridge north of MG (Calhoun St.)	20	20	20	20	20	20
First overhead bridge north of MG (Calhoun St.) and G	30	30

On tracks where maximum speed is 60 mph or more, trains consisting of more than 30 cars of all passenger equipment may be operated at a maximum speed of 60 mph, except where otherwise restricted.

Passenger trains with freight cars not equipped for passenger service must not exceed maximum speed for freight trains, unless otherwise instructed.

1157-C2. Operating against current of traffic, except where Rule 261 is in effect, unless otherwise specified	Miles per Hour
Main Line	
—Passenger Trains.....	50
—Freight Trains.....	40
Branches	
Jersey City Branch—Passenger trains.....	40
—Freight trains.....	30
P. A. & W. Branch—Passenger trains.....	50
—Freight trains.....	30
Trenton Branch—Passenger trains.....	20
—Freight trains.....	20

1157-C3. Wreck Trains and Work Trains.

	Boom Trailing		Boom Forward	
	Miles per Hour			
	Wreck	Work	Wreck	Work
Main Line.....	50	30	40	20
Belvidere Delaware Branch.....	30	30	30	20
All Other Branches.....	30	30	20	20

Wreck Trains must not exceed speed authorized for freight trains. Work Trains without crane may operate at speed authorized for freight trains, unless otherwise instructed.

Main Line*	Miles per Hour
1157-C4. Circus Trains.....	*35
1157-C5. Revenue Trains handling machinery of rotary or swinging type, such as cranes, derricks, steam shovels, etc.; moving on own wheels—see Rule 4155-A. —on straight track.....	*30 *20
1157-C6. Freight trains with 30 or more cars of mineral freight. Freight trains with thirty or more class HK, HM, HMA, U-22 hoppers, P.R.R. G-38 gondolas or similar Jenny type cars loaded or empty.....	*35
Freight trains with less than thirty class HK, HM, HMA, U-22 hoppers, P.R.R. G-38 gondolas or similar Jenny type cars loaded or empty will be governed by maximum speed for freight trains as shown in Special Instruction 1157-C1.	
NOTE—When handling such trains conductors must know that enginemen have been so notified.	
1157-C7. Snow Plows in service.....	*20
Snow Flangers in service.....	*20
Chloride cars in service.....	10
Passing station platforms and trains on adjacent tracks.	5
1157-C11. Passenger train assisted by an engine on rear and air brake controlled by leading engine.....	30
1157-C12. Pushing Cars—Passenger Trains	30
—Freight Trains	20
1157-C13. Track Cars—unless otherwise restricted....	20
—when hauling track cars or trailers.....	15
—through crossovers and turn- outs, and over highway and railroad crossings.....	5
1157-C15. Diesel engines when operated from rear unit or other than leading end for direction of movement	30

*When operating over territory other than Main Line, conform to maximum speeds for freight trains in such territory, but not exceeding the speed indicated above.

TURNOUTS

1157-D1. Maximum Speeds

Spring Switch Location	Movement Involving Spring Switch	Miles per Hour
OB —Connecting No. 1 Running and secondary track....	Trailing—Springing Switch through turnout.....	30
East End—Connecting No. 1 Running and secondary track	Trailing—Springing Switch through turnout.....	15
Deep Cut—Connecting No. 2 Running and secondary track	Trailing—Springing Switch through turnout.....	15
CQ —Connecting No. 2 Running and secondary track....	Trailing—Springing Switch through turnout.....	15
CQ —Connection—yard to secondary track.....	Trailing—Springing Switch through turnout.....	15
Lead Switch, Kent connecting lead track to main track	Trailing—Springing Switch through turnout.....	15

Interlocked Switches

Lane—To or from No. 2 track, Greenville Branch, through switch located in No. 2 Track, Main Line, 180 feet east of Lane Interlocking Station.....	15
---	----

Other Crossovers and Turnouts

Miles Per Hour

Class DD, E2B, E2C, E3B, GG, and P engines through No. 8 crossovers or turnouts must not exceed speed indicated either operating or being hauled	5
All other class engines either operating or being hauled	15

This applies to all hand-operated crossovers and turnouts and the following interlocked crossovers or turnouts.

MAIN LINE:

Hudson—Crossovers between tracks No. 5 and No. 6 and between track No. 4 and east end track No. 6.

Elmora—Switch to Elizabeth Freight Yard.

Midway—Switch to Yard.

Fair—Combination switches, in track No. 5, of crossovers between track No. 1 Belvidere-Delaware Branch and track No. 4; both crossovers between track No. 2 Belvidere-Delaware Branch and track No. 5; turnout east and west end track No. 7.

JERSEY CITY BRANCH:

Jacy—All switches.

Waldo—Switch to Waldo Avenue Yard.

PASSAIC AND HARSIMUS BRANCH:

Harsimus Cove (JH)—Crossover between tracks No. 5 and No. 6 and between tracks No. 6 and No. 7.

Karny—Combination dividing switch at connection of track No. 2 and yard lead; switch to Government Lead.

BELVIDERE-DELAWARE SECONDARY TRACK:

Fair—Crossover between tracks No. 1 and No. 2.

AMBOY SECONDARY TRACK:

SA—Connection of N.Y. & L.B.R.R. and Amboy Secondary Track.

1157-F1. Maximum Speeds

Main Line	Miles per Hour
Sunnyside Yard, east end loop tracks	15
Portal Movable Bridge	45
Frt. tr. oper. against current of traf. Portal Movable Bridge	10
Hudson loop track	5
Hudson—River Street:	
Track leading to Zausner Foods Incorporated	6
Curves between Elizabeth and South Elizabeth	55
First curve west of Trenton Passenger Station	65
Jersey City Branch	
Jersey City Viaduct:—Passenger Trains {No. 2 Track... {No. 1 Track...	30 20
—Freight Trains	15
Curves between west end Jersey City Viaduct and Waldo .	30
Curves bet. automatic signal 34 and Waldo No. 1 Track..	35
Curves between Waldo and a point 300 feet west of automatic signal 29, No. 2 Track	25
Hack Movable Bridge—with current of traffic.	45
Hack Movable Bridge—against current of traffic	20
Passaic and Harsimus Branch	
Bridge 6.16 over Jersey City Branch at Karny	15
Karny Movable Bridge	15
Hack Movable Bridge—against current of traffic	20
Greenville Branch	
Bay Movable Bridge—against current of traffic	20
P. A. & W. Branch	
Curve west of Union	30
Curve between WC and connection to No. 1 Track, west side of C. R. R. of N. J., overhead bridge	20
Princeton Branch	
Curve, Princeton Junction	15

Branches	Miles per Hour
Bordentown Branch	
South side Trenton Passenger Station— From east end Trenton Station platform to west end Fair Interlocking on all tracks to and from Borden- town Branch.....	10
Curves between BO and east end of Crosswick Creek bridge.....	20
Freehold Branch	
Allenwood: Over Gifford's Road Crossing	6
Farmingdale: Over highway crossing on Siding	6
Freehold: Between Switch 2 and a point 3700 feet east thereof (Hudson Street, third grade crossing east of passenger station), when crossing watchman is on duty as follows: 8.00 A.M. to 11.59 A.M. } Daily except Saturday, 3.15 P.M. to 7.15 P.M. } Sunday and Nov. 24, Dec. 26, Jan. 2 and Feb. 22 over Bowne Ave., Monmouth Ave., Broad Street and Hudson Street grade Crossings	30
At other than times specified above special instruction 1103-B1 applies.	
Freehold: Over South Street and Main Street grade crossings	6
Englishtown: Over Pergolaville Road Grade Crossing...	10
Jamesburg: Between Jamesburg Passenger Station and a point 5020 feet east thereof (Buckelew Ave., grade crossing— fourth grade crossing east of passenger station)	10
Belvidere-Delaware Branch	
Between a point 7,600 feet north and a point 10,600 feet north of Riegelsville (Pinchers Point)	20
Note: Permanent Speed Restriction Signs in service.	
Between a point 8,700 feet south and a point 7,900 feet south of DY (Marble Hill)	15
Between a point 5,600 feet south and a point 4,400 feet south of DY (Iron Mountain)	15
Amboy Secondary Track	
Over switches at East End	15
Through Jamesburg Interlocking	20
Hightstown to K	20
Robbinsville—Over Allentown Road Grade Crossing...	10
Yardville—Between 500 feet east and 500 feet west of Trenton Road grade crossing	15
Bordentown—Over Third Street crossing	20
Between Third St. Crossing and BO	20
Martins Creek Spur	
Curve at south end of Spur	10
Lambertville—Flemington	
Bridge 1.80, Alexauken Creek	10
Bridge 3.84, Alexauken Creek	10
Bridge 9.75, Neshanic Creek	10
Bridge 10.90, Neshanic Creek	10
Coalport-Hamilton Ave., Running Track.	
Trenton: Over East State Street and Perry Street grade crossings	6

ENGINES

1157-G1. Maximum Speeds, unless otherwise restricted

Class	Miles per Hour	
	Light	With Train
Electric Units:		
B1.....	25	25
DD1.....	50	50
DD2.....	50	70
E2B, E2C, E3B.....	50	60
E44.....	50	70
FF2.....	50	50
GG1.....	50	80
L6, L6a.....	50	50
01a, 01c.....	50	80
P5, P5a, P5b.....	50	70
MU Cars (Multiple Units) except class E-5, E-6 and MP-85.....	65	
MU Cars (Multiple Units) class E-5, E-6 and MP-85.....	80	
Hudson & Manhattan Trains.....	60	
Rail Motor Car or Cars.....	65	
Rail Detector Cars	50	
	Multiple Light	With Train
Diesel Units:		
Road "A" and "B" Unit Types—		
Passenger.....	60	80
Freight, except EH-15.....	50	65
EH-15.....	50	50
Freight-Passenger.....	60	75
Shifter Types—		
All classes, except following:	50	60
APS-24MS.....	60	75
AS-16MS, EFS-17M, ES-15MS.....	50	65
ES-15A.....	30	55
ES-6 (#5911 only).....	30	40
GS-4, GS-4M.....	30	30
A6-B.....	20	20
Pennsylvania-Reading Seashore Lines—		
BS-16ms (#6011-#6016, #6024-#6027, incl.).....	50	80
BS-16ms (#6007-#6010, incl.).....	50	65
BS-16m.....	50	65
BS-15ms.....	50	65
Single Units—Light—		
All Classes, except A6-B.....	30	
A6-B.....	20	

NOTE—

Diesel unit type designations:

Second letter (and third where used) in unit type designation indicates service as follows:

“P”—Passenger.

“F”—Freight.

“H”—Freight (Helper).

“FP”—Freight-Passenger.

“S”—Shifter.

“PS”—Shifter, Passenger.

“FS”—Shifter, Freight.

Numerals indicate engine horsepower in nearest hundreds.

ELECTRIC ENGINES—HORSEPOWER

Class E2B.....	2500 Horsepower
Class E2C.....	3000 Horsepower
Class E3B.....	3000 Horsepower
Class E44	4400 Horsepower
Class FF2.....	3000 Horsepower
Class P5, P5a.....	3750 Horsepower
Class P5b.....	5350 Horsepower
Class GG1.....	4620 Horsepower

SECONDARY TRACKS, RUNNING TRACKS AND SIDINGS

1157-H1. Maximum Speeds, unless otherwise Specified

Track	Between	And	Miles per Hour
Amboy	SA	BO	30
Belvidere Delaware No. 1 and 2 Tracks	Fair	MG	20

ENGINE AND SPECIAL LOAD RESTRICTIONS

1160-A1. Engines are restricted at locations shown below:

NOTE—Letters and figures indicate:

X—Prohibited.

W—ES-15, EP-20, EP-22, EFP-15, EF-15, EH-15 restricted over interlocked crossovers on Jersey City Branch at Waldo.

Z—AF-15, AF-16, BF-15, BF-16 restricted in Third Rail Territory.

Figures 5, 10, 15, etc., indicate maximum speed at which engines specified may be operated.

P and FF-2 electric engines are restricted through New York River tubes and Pennsylvania Station, New York. FF-2 electric engines must not be operated into Jersey City account striking 3d rail at Journal Square.

Due to weight restrictions, two FF-2 engines must not be coupled together. One FF-2 engine may be coupled to one or two GG-1 or P-5a.

Engines of classes other than those listed shall not be run over any portion of the Region unless authorized by Superintendent Transportation.

Diesel engines having less units than the number listed for that class may be operated under the same restrictions.

Any electric engine hauled "dead" in a freight train must not be placed more than 10 cars away from the hauling engine.

* Special instruction 1157-G-1 applies.

Symbol	CLASS OF ENGINES—SPECIAL LOADS											
	1	2	3	4	5	6	L	M	I	J	12	
LOCATION	AS6, A6B, BS6, BS6A, BS7, BS7M, ES6, GS4, GS4M AS10, AS10A, AS10AM, AS10AS, AS10AMS, AS10M, AS10S, AS18M, BS10, BS10A, BS10AM, BS10AS, BS12, BS12AM, BS12AMS, BS12AS, BS12M, ES10, ES12, ES12M, FS10 AS15M, AS16, AS16M, AS16MS, AF15, AF16, BF15, BF16A, BF16, ES15M, ES15MS, EF15, EF16, EF16A, EH16, EFP15, FS12, FS12M, FS16M, FS20, FS20M, FF16 AS18AM, AS24M, AFP20, BS16M, BS16MS, EP20, EP22, FP20, FP20A AS16A, APS24MS, BS24, BS24M, BF16Z, BP20, ES16A, ES17M, FS24M, FF20, LS25, LS25M BH50, GG1, FF2, P6, P5A, DD1, DD2, E2B, E2C, E3B, E44 L M I J L6, L6A, O1, O1C, B1											
MAIN LINE												
ENTIRE REGION												
N. Y. N. H. & H. R. R. electric engines may operate conforming to restrictions shown for GG1 engines.												
SUNNYSIDE YARD:												
East End No. 9 Track..... X X X X X X X X X X ..												
DD1 type not restricted.												
Horn Track from No. 68 Lead to No. 105 Track..... X X X X X X X X X X 5												
DD1 5 MPH.												
SUNNYSIDE TO WEST PORTAL, NORTH RIVER TUNNELS..... X X X X X .. X X X X X ..												
Movement of more than two of following types of engines:												
L6, DD2, P5, GG1; or more than one of these types and one DD1; or more than one of these types and two O1 engines coupled, prohibited between West End Portal Movable Bridge and Sunnyside.												
Pennsylvania Station, New York:												
Slipswitch west end No. 39												
Crossover at KN..... X X X X X X X X X X X												
B1 & DD1 type not restricted.												
No. 59 switch to track 15 at JO..... X X X X X .. X X X X X ..												

LOCATION	CLASS OF ENGINES—SPECIAL LOADS											
	1	2	3	4	5	6	L	M	I	J	12	
Cornwells Heights:												
Badenhausen Track.....		X	X	X	X	X	X	X	X	X	X	X
Shutte & Koerting Co.....		X	X	X	X	X	X	X	X	X	X	X
F. A. Simmons, Nos. 1 and 2.....		X	X	X	X	X	X	X	X	X	X	X
Andalusia:												
Brown Oils Co.....		X	X	X	X	X	X	X	X	X	X	X
Torresdale:												
Bridge 74.10, east of Torresdale..							55	40	X			
Team Track.....			X	X	X	X	X	X	X	X		
Trestle.....			X	X	X	X	X	X	X	X		
JERSEY CITY BRANCH.....			ZW	W	ZW				X	X		
Jersey City Viaduct.....			20	20	20	20	10	X	X	X	20	
N. Y. C. R. R. Class L3 prohibited.												
Waldo Ave. Yard:												
Arrow Coal Co.....	X	X	X	X	X	X	X	X	X	X	X	*
Hack Movable Bridge.....	45	45	45	45	45	45	45	45	X	X	45	
HUDSON STREET TRACK.....	X	X	X	X	X	X	X	X	X	X	X	
HARSIMUS COVE												
JH:												
P5, P5A prohibited for diverting movements over slip switches.							X	X	X	X	X	
Flour Dock Track.....							X	X	X	X	X	
HARSIMUS COVE TO WALDO.....										X		
Bridges 0.36 to 0.88 inclusive, tracks 1, 2, 3.....							X	X	X	X		
PASSAIC AND HARSIMUS BRANCH												
WALDO TO KARNY.....										X		
Government Lead:												
Karny Movable Bridge to 700 feet east.....								5	X	X		
Marion Yard.....			10	X	X	X	X	X	X	X	X	
Meadows—Federal Ship.....			X	X	X	X	X	X	X	X	X	
All Industrial Tracks.....		X	X	X	X	X	X	X	X	X	X	
Meadows—Tompkins Tidewater Ter..			X	X	X	X	X	X	X	X	X	
All Industrial Tracks.....		X	X	X	X	X	X	X	X	X	X	
Meadows—American Stores Siding...		X	X	X	X	X	X	X	X	X	X	
KARNY:												
Bridge 6.16 over Jersey City Branch..	15	15	15	15	15	15	15	15	10	X	15	
Movable Bridge.....	15	15	15	15	15	15	15	15	10	X	15	
KARNY to WA-5.....									15	X		
Connection with Manufacturer's Branch C. R. R. of N. J.....		X	X	X	X	X	X	X	X	X		
Alligator Rubber Products Co.....		X	X	X	X	X	X	X	X	X		
GREENVILLE BRANCH.....												
Waverly:												
C-O-TWO Industrial Track.....			X	X	X	X	X	X	X	X	X	
CENTER STREET TRACK												
Karny-Hudson.....			X	X	X		X	X		X		
Hudson-Center Street Movable Bridge..			X	X	X	X	X	X	X	X	X	
Center Street Movable Bridge.....	10	X	X	X	X	X	X	X	X	X	X	
Center Street Movable Bridge—River St.....		X	X	X	X	X	X	X	X	X	X	
HARRISON TRACK.....		X	X	X	X	X	X	X	X	X	X	
HUNTER—18TH STREET.....		X	X	X	X		X	X	X	X	X	
P5 and GG1 permitted on lead from L. V. R. R. connections, 5 MPH.												
P. A. & W. BRANCH.....										X		
Rahway:												
Freight House Yard.....		X	X	X	X	X	X	X	X	X	X	
Fertl-Soil Co.....		X	X	X	X	X	X	X	X	X	X	
McMullins Track.....		X	X	X	X	X	X	X	X	X	X	
New Jersey Reformatory.....		X	X	X	X	X	X	X	X	X	X	
Philadelphia Quarts Co.....		X	X	X	X	X	X	X	X	X	X	
Avenel:												
Steel Equipment Co.....		X	X	X	X	X	X	X	X	X	X	
Woodbridge:												
Barry's Track.....		X	X	X	X	X	X	X	X	X	X	
Genasco:												
Valentine Track.....		X	X	X	X	X	X	X	X	X	X	
Hampton Cutter.....		X	X	X	X	X	X	X	X	X	X	
Witco Chemical Co.....		X	X	X	X	X	X	X	X	X	X	
Barber Asphalt Co.....			X	X	X	X	X	X	X	X	X	
DuPont—Upper Track.....		X	X	X	X	X	X	X	X	X	X	

LOCATION	CLASS OF ENGINES—SPECIAL LOADS											
	1	2	3	4	5	6	L	M	I	J	12	
WC—PERTH AMBOY YARD..... Perth Amboy Yard.....			X	X	X	X	X	X	X	X	X	
LINCOLN—RARITAN ARSENAL.....						X				X	X	
COUNTY—EAST MILLSTONE..... All electric permitted to 1700 feet clear of Main Line.			X	X	X	X				X	X	
GM Track.....			X	X	X	X	X	X	X	X	X	
Sintex Inc. Track.....		X	X	X	X	X	X	X	X	X	X	
U. S. Atomic Energy Commission.....		X	X	X	X	X	X	X	X	X	X	
Jersey Paper Co.....		X	X	X	X	X	X	X	X	X	X	
MILE RUN YARD: East and West leg of WYE.....						X		X	X	X	X	
MIDWAY—ROCKY HILL..... All electric permitted from connection to No. 4 Track, Main Line, 730 feet north.			X	X	X	X				X	X	
JAMESBURG BRANCH.....										X		
PRINCETON BRANCH.....			X	X	X					X		
MILLHAM—EAST TRENTON SWITCHES.....										X		
BORDENTOWN BRANCH..... Trenton: Hutchison and Hawk Co. Track.. Note: Class AS6, BS6, BB6E and ES6 diesel engines are not restricted. Wilson Stokes Trestle, beyond sign..... Roebings—(Front Entrance).... Trenton Pottery Co..... Bordentown: Bridge 0.14 Park St..... Bridge 0.49, Crosswick Creek.... East leg of WYE.....	X X											

LOCATION	CLASS OF ENGINES—SPECIAL LOADS											
	1	2	3	4	5	6	L	M	I	J	12	
ENTERPRISE TRACK.....	5	X	X	X	X	X	X	X	
Trenton-Lehigh Coal Co.....	X	X	X	X	X	X	X	X	X	X	X	
Stengel Pottery.....	X	X	X	X	X	X	X	X	X	X	X	
LAMBERTVILLE—FLEMINGTON.....	10	10	X	X	X	X	X	X	X	X	X	
Connection with C. R. R. of N. J.....	10	10	X	X	X	X	X	X	X	X	X	
A. L. Lewis Track.....		X	X	X	X	X	X	X	X	X	X	
MARTINS CREEK SPUR.....						X				X	X	
AMBOY SECONDARY TRACK												
SOUTH AMBOY JCT. TO JAMES-												
BURG.....										X		
Brown:												
Perth Amboy Water Works.....			X	X	X	X	X	X	X	X	X	
Old Bridge:												
Anheuser-Busch Track.....			X	X	X	X	X	X	X	X	X	
Quigley Co. Track.....												
Spotswood:												
Freight House Track.....			X	X	X	X	X	X	X	X	X	
Helmetta:												
Helme Co., Coal Trestle.....	X	X	X	X	X	X	X	X	X	X	X	
JAMESBURG TO BO						X				X		
Hightstown:												
Coal Trestle.....			X	X	X	X	X	X	X	X	X	
Yardville:												
Martin Brothers.....			X	X	X	X	X	X	X	X	X	
Smith Coal Co.....			X	X	X	X	X	X	X	X	X	
Bordentown:												
Reeder's Coal Track.....			X	X	X	X	X	X	X	X	X	
FREEHOLD BRANCH.....						X				X	X	
Bridge 6.45-½ mile east of JG...									30	X		

1160-B1. OTHER EQUIPMENT RESTRICTIONS

MAIN LINE:

Wreck and work derricks not exceeding 16 feet 1½ inches above top of rail may be operated in overhead AC electric territory except as follows:

East and North River Tunnel—14 feet 6 inches

No. 1 track, Jersey City Branch at Journal Square Station—15 feet 3½ inches.

Sunnyside Yard—

Harold Avenue overhead bridge—15 feet.

Honeywell Avenue overhead bridge—15 feet 1½ inches.

Movement of derricks exceeding above heights must only be made on written permission of Superintendent Transportation and must be accompanied by a qualified electrician. Before such movements are made, power must be shut off from overhead trolley wire over track on which derrick is to move. Before making such movements, conductors must know that the boom is down tight and properly secured.

Waverly wreck derrick No. 490729 may be moved through the North and East River tunnels and Pennsylvania Station at a speed not to exceed 15 miles per hour. Gasoline for light generator must be removed before entering tunnels.

Long Island Railroad wreck derrick No. 197, may, after removal of grab irons, smoke stack and ring, be moved through East River and North River Tunnels and Pennsylvania Station area, without de-energizing overhead wires, at a speed not to exceed 15 miles per hour.

Wrecking Crane 490751 located on Philadelphia Region and assigned to electrified territory must not be operated through North and East River Tunnels, nor Pennsylvania Station, New York, account exceeding permitted wire height.

GP type hoppers must not be operated on tracks equipped for third rail operation.

Industrial Brownhoist ballast cleaners must not be operated on tracks equipped for third rail operation.

Special groups of cars for handling long lengths welded rail consisting of 32 GRA, 2 FM and 1 F 30 cars have hand brakes removed, couplers blocked and cutting levers inoperative.

A type GRA car partially loaded dirt or gravel at each end equipped with hand brakes must be coupled to the special cars with couplers blocked and release riggings inoperative.

Movements of highway trailer trucks loaded on flat cars (Truc-Train Service) may be made only on No. 2 track through Newark station in either direction account of height.

The movement of any car containing car load shipment of gasoline or explosives is prohibited between South Street (Newark) and Hudson.

1160-B1a. New York, East and North River Tunnels—Movement of Passenger and Freight Equipment.

1. All hatch covers on cars must be closed and secured before entering tunnels.

2. Cars excluded from movement:

(a) Cars containing shipments of explosives (including fireworks) poison or compressed gases, inflammable liquids or other dangerous articles requiring protection of the following placards: Explosives, Poison Gas, Dangerous, Inflammable, Acid, Corrosive, Compressed Gas, Poison Gas or Poisonous.

(b) Cars with wooden or composite center sills.

(c) Cars exceeding dimensions shown in General Notice No. 207-A.

3. Operating limitations which must be observed:

(d) Passenger trains must not exceed 30 cars.

(e) Freight trains or trains of mixed freight and passenger equipment must not exceed 30 cars or 1800 tons.

(f) All cars in train carrying passengers must be of all-steel construction.

(g) All cars in other trains must have all-steel underframe.

(h) Car lighting equipment other than electricity is prohibited.

(i) Coal or charcoal ranges or heaters in cars of other than all-steel construction must have fires extinguished before entering tunnels. Conductors must know that fires are extinguished.

(j) Coal or charcoal ranges or heaters in kitchen cars of all-steel construction must have fire banked prior to entering tunnels.

Trains having kitchen cars equipped with gasoline ranges must not enter tunnels unless gasoline has been drained from same and all gasoline removed from cars. Eastward trains will stop at Lane to unload gasoline. These trains, when enroute to N.Y.N.H. and H.R.R. will stop at Harold to replace gasoline unless advised otherwise by military personnel in charge. Westward trains will stop at Harold to unload gasoline. These trains, if continued through New York, will stop at Lane to replace gasoline unless advised otherwise by military personnel in charge. Conductors will arrange to advise Train Commanders and request that ranges be drained and gasoline ready to be removed from train before arrival at above points, to prevent undue delay. Conductor must see that the engineman is instructed and must advise Superintendent Transportation of this Region, in advance, when such stop is to be made.

1160-B1b. Diesel Engines Between F and Portal:

Diesel engines, with engines or steam generators running, are prohibited between east portal of East River Tunnels and west portal of North River Tunnels. Diesel engines may be hauled in this area by electric engines.

NOTE—This instruction does not apply to diesel-powered dining car equipment or burro cranes.

1160-B1c. Main Line and Branches:

Cars having a combined weight of car and lading, as shown below, are subject to the following restrictions as to speed over certain bridges, etc.:

Weight of Car (Pounds)	Minimum Coupled Length	Restrictions
150,000—170,000	40'—0"	Same as Column 2
170,000—210,000	42'—0"	Same as Column 5
210,000—251,000	48'—0"	Same as Column L

Cars in the above weight classifications, but shorter than the minimum coupled length specified, are subject to special restrictions.

The above restrictions do not apply to Jenny type iron ore cars, Class HK, HM, HMA, U22, G38 or similar types. These cars have a gross weight up to 210,000 lbs. and a coupled length of approximately 24 feet. Their effect on long bridge spans is very severe and trains with loaded coupled Jenny type iron ore cars are subject to restrictions as follows:

Four or more loaded coupled cars—Column I special load restrictions.

Three or less loaded coupled cars—Column M special load restrictions.

1160-B1d. Branches:

On account of that portion of bridge No. 2.24 over Storage Track, Prospect Street, Trenton, being lower than the portion over the main track, cars or lading more than 15 feet 5 inches in height must not be moved under the bridge on this track.

Industrial Brownhoist ballast cleaners must not be operated on Jersey City or Belvidere-Delaware Branches.

1160-B1e. Yards:

Industrial tracks leading to Trenton Potteries Company Muirhead Avenue Plant, Coalport Yard, restricted for cars exceeding 52 feet 6 inches in length.

1160-B1f. Transfer Bridges:

Transfer Bridges are restricted as indicated below:

Bridge No.	Location	Maximum Weight car Permitted	Total weight of All cars per- mitted on any one track
3	Harsimus Cove	150,000 lbs.	275,000 lbs.
4	" "	"	"
5	" "	"	"
6	" "	"	"
7	" "	210,000	400,000
10	Greenville	210,000	400,000
13	"	"	"
14	"	"	"
—	37th St. New York	210,000	350,000

1160-B2. Special Handling of Multiple Loads.

A multiple load requiring the use of two carrying cars, separated by an idler car, is restricted from operation over crest of a hump whenever practicable; when humping operation is necessary, movement must be carefully made under close observation of yard crew and load must not be humped with motive power detached.

A multiple load requiring the use of two end carrying cars, separated by two idler cars, is restricted from movement over crest of a hump.

After multiple loads have been carefully placed on classification track, care must be exercised to prevent humped cars, routed to same classification track, from coupling to multiple load at a speed in excess of four miles per hour.

1160-E1. When car equipped with non-tight-lock coupler is coupled to car equipped with tight-lock coupler, knuckle on tight-lock coupler must be closed and knuckle on non-tight-lock coupler open when making coupling.

When cars equipped with tight-lock, couplers are coupled, indicator hole in lock connection must be entirely below coupler head to insure locking device is in anticreep position.

Brake pipe and train air signal hose on cars equipped with tight-lock couplers, when not in use, must be coupled to the dummy couplings at end of car, as they will not clear rail when hanging free.

1160-F1. Class MP85 MU equipment (recently acquired from Budd Company) is equipped with air springs. If there is a failure on any of the air springs, their movement must not exceed a speed of 30 miles per hour and diverting movements a speed of 15 miles per hour to the next terminal. Failure of an air spring will be known by the riding qualities or a possible list of the car.

Overhead Clearance

1163-A1. Employees are warned of close overhead clearance at the following locations and must not go on top of box cars, engines or other high equipment while movements are being made under these bridges or structures:*

Location	Between	And
37th St., New York	East Line 12th Ave.	Float Bridge
Centre St. Track	2nd St. Harrison	West End of Track
Millstone Track (Wertman St.)	1300 feet east of East Millstone Freight Sta.	1200 feet east of East Millstone Freight Sta.
MAIN LINE:		
Bridge 53.47 (Coleman's Road)	Lawrence	Millham
Bridge 54.83 (Whitehead Road)		
Bridge 55.75 (Olden Avenue)	Millham	Fair
Bridge 56.24 (Chambers Street)		
All Overhead Bridges and Structures	Fair	Holmes
AMBOY SECOND- ARY TRACK:		
Bridge 43.36	Prospect Plains	Cranbury
Bridge 27.29 (2nd St. Bordentown)		
Bridge 27.19 (Farnsworth Ave.)	Yardville	Bordentown
Bridge 27.13 (Prince St. Bordentown)		
MILLHAM-COALPORT:		
Bridge 0.78 (No. Clinton Ave. Trenton)		
Bridge 0.83 (Olden Ave. Trenton)	Millham	MG
Bridge 1.04 (Southard St. Trenton)		
BELVIDERE-DELA- WARE BRANCH:		
Bridge 65.08 (Market St. Belvidere)		
Bridge 62.76 (Foul Rift Road)		
Bridge 61.06 (Fines Road)	G	CR
Bridge 50.42 (L.V.R.R.)	PG	Kent
Bridge 2.24 (Prospect St. Trenton)		
Bridge 1.95 (Calhoun St. Trenton)	WB	MG

* NOTE: This instruction also applies to all yard tracks, not herein listed, serving enginehouses, shops, warehouses, piers, wharves, or other facilities, where there are overhead pipes or structures over such tracks.

1163-B1. Trainmen must not pass over container cars while cars are in motion.

1163-B2. Close clearance exists in various locations in New York Terminal area. Employees must use care and take precautions necessary to protect against injuries.

ELECTRICAL OPERATION

1167-A1. Electrical Operating Instructions, C. T. 290 in effect.

1167-A2. Power Directors are located at New York.

1167-A3. Employees working on or near energized wires must obtain permission and proper protection from Power Director.

1167-A4. Conductors and Enginemen are responsible for knowing that crew members and Foremen are responsible for knowing that their men understand and comply with instructions for electrical operations.

When inexperienced employees are required to work in electrified territory, experienced employees must call their attention to the danger.

1167-A5. Following tracks equipped for A.C. electrical operation:

MAIN TRACKS—Between:

Harold and Region Post (Phila. Region), Main Line.

Jacy and Hudson, Jersey City Branch.

Waldo and WA-3, Passaic and Harsimus Branch.

Bay and Lane, Greenville Branch.

Union and WC, P. A. & W Branch.

JG and Midway, Jamesburg Branch.

Nassau and Princeton, Princeton Branch.

Morris and Region Post (Philadelphia Region), Trenton Br.

Trenton and 180 feet west of westward limits Fair Interlocking, Main Track, Bordentown Branch.

Trenton and 325 feet west of eastward interlocking signal, Industrial Track, Bordentown Branch.

No. 1 Track from connection to No. 4 Track, West end of Trenton Passenger Station, to a point 2846 feet north thereof, Belvidere—Delaware Secondary Tracks.

Facing-point crossover between No. 1 and No. 2 Tracks, 895 feet north of Fair, Belvidere—Delaware Secondary Tracks.

No. 2 Track from facing-point crossover, 895 feet north of Fair, to a point 1005 feet north thereof, Belvidere—Delaware Secondary Tracks.

Hunter—Connection from No. 4 track to L. V. R.R.

SIDINGS:

SA AND JG:

Eastward Siding, Helmetta to Jamesburg.

No. 1 Siding (long siding) from connection to Eastward Siding 258 feet east of JG to connection to Eastward Siding 5054 feet east of JG.

SECONDARY TRACKS—Between:

SA and JG except, crossover 4884 feet west of CQ. between Secondary Track and No. 2 Running Track.

Westward facing point crossover between secondary track and Eastward Siding 1722 feet east of JG.

Crossover between Eastward Siding and No. 1 Siding 1840 feet east of JG.

YARD TRACKS—**SUNNYSIDE YARD—**

All tracks except No. 74 and No. 75 tracks; No. 4 wheel pit; postal switching track; postal concentration center tracks No. 1, No. 2, No. 3 and Coal track; No. 61 crossover, leading from loop A to Postal Switching track, R Interlocking, Wreck Spur, Oil Spur, Incinerator Track and Track F Gosman Avenue Yard.

JERSEY CITY—

Tracks 1 to 9, inclusive.

Track Nos. 11 and 12 and connection to B Track.

HARSHMUS COVE—

Tracks 1 to 7 inclusive.

Brunswick Street back lead.

Brunswick Street ladder.

Water Plug Track from connection to Track 7 to 800 feet eastward.

Old Stock Yard Tracks 2, 3 and 4 to a point 790 feet east of Yard Masters Office, Henderson Street.

New Stock Yard Tracks 5 to 9 inclusive, to a point 1490 feet east of Yard Masters Office, Henderson Street and No. 10 Track to a point 1280 feet east of Yard Masters Office, Henderson Street.

New Yard Ladder to a point 1300 feet east of Yard Masters Office, Henderson Street.

Back Lead

A—Ladder Track to a point 85 feet east of Yard Masters Office, Henderson Street.

North Incline Track, Berwind White Coal Dock Pier, to a point 790 feet east of Yard Masters Office, Henderson Street.

Loop Track connection to Jacy.

MEADOWS YARD—

Engine Storage Tracks Nos. 2, 3 and 4, and connections from Engine Storage Tracks Nos. 2, 3 and 4, to connection to Outbound Engine Track 1760 feet east of Karny.

Cabin Track.**A-1 Lead.**

Ladder Track west end Eastward Storage Yard and Eastward Receiving Yard.

Ladder Track east end Eastward Storage Yard.

Ladder Track east end Eastward Receiving Yard including Ladder Track west end tracks 14 to 22 inclusive, westward Classification Yard.

Eastward Storage Yard Tracks Nos. 12 and 19.

Eastward Receiving Yard Tracks Nos. 7 to 11 inclusive.

Westward Classification Yard Tracks 14, 15, 17 to 22 inclusive, from connection to westward ladder to 133 feet eastward.

Ladder Track west end Westward Classification Yard Tracks 1 to 14 inclusive.

Westward Classification Yard Tracks 1 to 14 inclusive from connection to westward ladder to 133 feet eastward.

No. 3 Old Receiving Yard Lead.

Ladder Track east end Eastward Classification Yard.

Running Nos. 1, 2 and 3.

Flat Tracks Nos. 1, 2 and 3.

Berwind Track.

Engine Track Karny to 1760 feet eastward.

MANHATTAN PRODUCE YARDS—

Display Yard Lead from connection to Government Lead to connection with No. 0 track.

Modos Track from crossover switches Karny to connection with No. 0 Track

No 1 track in Display Yard from connection to Ice House track for a distance of 775 feet west.

HUDSON—

Tracks Nos. 5, 6, 8, 10, 11, 13, 14, 15 and 16, lead to No. 0 Track east of Hudson.
No. 0 Track from lead at Hudson to Karny.

GREENVILLE YARD—

Westward Make-up, Departure yard.
Tracks 1 to 11 inclusive from connection to Lead Track to 990 feet eastward.
Lead Track.
No. 1 Running Track.
Nos. 3 and 4 Hump Tracks from C. R. R. of N. J. Bridge to 800 feet eastward.
Southwest Lead and Westward Lighterage Yard lead from connection to No. 4 Hump Track to 1194 feet eastward.
Locomotive Lay-up Track.
Pit Track.
Nos. 1 and 2 Float Tracks to connection to No. 1 Running Track.
Receiving Yard Tracks 3 to 6 inclusive.
No. 3 Garden Track.
Nos. 4, 5, and 6 Garden Tracks from westward connection to No. 1 Track to 700 feet eastward.
Oak Island Interchange Track from connection to No. 1 Track (CY) to 1200 feet eastward.

WAVERLY YARD—

No. 8 East End Yard Track WA-5 to WA-4.
Spur Track WA-6.
Old Westward Track WA-6.
Westward Empty Yard Stub Track.
Eastward Receiving Yard Tracks 1, 2, 3 and 13.
Eastward Receiving Yard Tracks 4 to 12 inclusive, from Westward connection to lead to 300 feet eastward.
Eastward Receiving Yard Tracks 9 to 12 inclusive, from connection to lead to Set-off Track WA 4 to 400 feet westward.
Westward Empty Yard Track No. 1 from connection to Old Westward Track to 250 feet eastward.
Westward Empty Yard Tracks 2 to 12 inclusive from westward connection to lead to 350 feet eastward.
Westward Preference Yard Tracks 4 to 11 inclusive from connection to Speedway to 350 feet eastward.
Old Eastward New York Bay Line Track WA-5 to WA-2.
Old Westward Bay Line Track, WA-5.
Bay Line Spur Track WA-5.
Speedway between WA-5 and WA-6.
No. 0 Track between WA-5 and WA-6.
No. 1 Running between WA-5 and WA-6.

HUNTER STREET YARD, NEWARK—

Drill Track.
Track No. 0 including connection to Track No. 1 (Hunter).

SOUTH BROAD STREET YARD, NEWARK—

Spur Track from connection to Express House Lead to 300 feet eastward.
Spur Track from connection to track No. 5 to Express House tracks.
Express House Tracks 1 and 2.
Milk Track.

WAVERLY—West Side

West Yard Track No. 4 and connection to Track No. 6, 1950 feet westward.

DURANT YARD—

Tracks A and B from eastward connection to No. 5 Track to 400 feet westward.

STILES STREET YARD, LINDEN—

Track No. 1.
Track No. 2, from connection to Track No. 1, 150 feet west of Stiles Street Undergrade Bridge to 950 feet westward, and from connection to Track No. 1 at North Rahway to 600 feet eastward.
Tracks Nos. 3 and 4, from connection to Track No. 0, 150 feet west of Stiles Street Undergrade Bridge to 950 feet westward.

RAHWAY—

Siding (Tail Track) from switch connection to westward track, 1066 feet west of Signal A205 to 510 feet east of switch connection.

Track No. 0 from and including connection to Track A, 140 feet east of North Rahway Station to and including connection to Track A, 300 feet west of Linden Station.

SOUTH AMBOY YARD—

Receiving Tracks, Nos. 1 and 2, including connection to Secondary Track.

Ladder Track west end Receiving Yard.

West end Track E-12 including connection to Lead to No. 2 Dumper and Pier C.

West end Tracks 1 and 2, Pier C, from connection to lead to 420 feet eastward.

West end Tracks 3 and 4, Pier C, from connection to lead to 500 feet eastward.

Loop Track.

Running Track.

Lead from Running Track to Pier C.

Lead to No. 1 Dumper.

Sand Bridge and Locomotive Cleaning Platform Tracks, including lead to Loop Track.

Cabin Track.

Passenger MU Yard Tracks 1, 2, 3, 4 and 5.

OLD BRIDGE YARD—

Empty Car Yard Track No. 1, including connections to Secondary Track.

West end Empty Car Yard Tracks Nos. 2 to 7 inclusive from connection to Ladder to 500 feet eastward.

East end Loaded Car Yard Tracks Nos. 1 to 18 inclusive from connection to Ladder to 500 feet westward.

Loaded Car Yard Ladder including connection to No. 1 Running Track.

East end Racoon Tracks Nos. 1 and 2 from connection to No. 1 Running Track to 350 feet westward.

West end Stock Ground Tracks Nos. 1 and 2 from connection to Secondary Track to 445 feet eastward.

LINCOLN-EDISON—

No. 5 and No. 6 yard tracks.

COUNTY, BALDWIN STREET YARD—

Spur Track, No. 1 and No. 2 Tracks from connection to No. 5 Track to 350 feet eastward.

Ladder Track west end Mile Run Yard including lead to Passenger MU Yard Tracks 1, 2 and 3.

Track No. 0 from connection with Track No. 1 to 275 feet westward.

MONMOUTH JUNCTION—

Set-off track, from connection to Main Track Jamesburg Branch, to end of track.

PRINCETON—

Lower yard Tracks 1 to 6.

Lower yard Lead A

TRENTON—

Barracks Yard—

East Side Tracks Nos. 1 and 2.

West Side Tracks Nos. 1, 2, 3, 4, 5, 6, 7, 9, 10, 11, 12, 13 and 14

Track No. 7 from Olden Avenue to connection to junction Track No. 5 at east end of Advance Yard.

Passenger Station—

Track No. 7.

South Low Station Yard track to a point 150 feet east of Connection to Bordentown Branch and 300 feet west of Connection to Ladder Track.

Wall Track.

Crossover from Track No. 0 to Wall Track under Chestnut Avenue overhead bridge.

GRUNDY—

No. 5 Track from connection to No. 4 Track to 552 feet eastward.

BRISTOL YARD—

Track No. 1 from connection to Track No. 0 to 5030 feet westward.

Track No. 2 from connection to Track No. 0 to connection to Track No. 1 east of Scale House.

Track No. 2 from connection to Track No. 1 west of Scale House to 2495 feet westward.

Track No. 3 from connection to Track No. 0 to 788 feet westward.

TORRESDALE—

Sliding from connection to Track No. 1 to 1900 feet westward.

TRENTON BRANCH—

Middle track between Morris and MA.

Trailing crossover between No. 2 main track and Middle track, west end C Yard.

Crossover leading from middle track to No. 2 track at Copper. West end of make-up track from connection to middle track to a point 400 feet east.

Trailing crossover between No. 1 main track and Running track, 2205 feet east of MB and Running track between this switch and east ladder of Eastward Receiving Yard. East ladder of Eastward Receiving Yard between connection with Running track and yard track (designated E-9) north of and adjacent to No. 1 main track;

East end of yard tracks of Eastward Receiving Yard north of No. 1 main track and designated consecutively from south to north as E-9, E-8, E-7, E-6 and E-5, for following distances from east ladder:

E-9 and E-8.....	530 feet
E-7	650 feet
E-6	750 feet
E-5	650 feet

E-1, E-2, E-3 and E-4, Eastward Receiving yard.

Connecting track between fly track south of Hump building and ladder track east end of tracks E1, E2, E3 and E4.

Crossover leading from No. 1 main track to ladder track at west end of tracks E-1, E-2, E-3 and E-4.

Crossover between track leading to east end of Tracks E-1, E-2, E-3 and E-4 and North Hump lead, 600 feet west of center line of Morrisville Scale.

Crossover between North Hump lead and Middle track 250 feet west of center line of Morrisville Scale.

East end of tracks 19, 20, 21 and 22 A Yard 1670 feet west of crossover between Middle track and lead track to A Yard.

West end of make-up track from connection to Middle Track to a point 400 feet east.

East end of 145 car make-up track from point of switch 415 feet east of center line of Hump building to a point 1400 feet west.

Hand-operated crossover between connecting track and middle track, trailing for westward movements on middle track 3929 feet west of MY.

Connecting track from hand-operated crossover 3929 feet west of MY to west end of A yard, Morrisville

Hand-operated crossover between No. 2 track and middle track, 3549 feet west of MY.

Electric Engine track from facing hand-operated switch for westward movements in Middle Track, 2040 feet west of MY to trailing hand-operated switch for westward movements to Middle Track, 3480 feet west of MY.

No. 1 Repair track from connection with Electric Engine track lead to a point 860 feet east.

West end of No. 1 and No. 2 tracks, A yard, Morrisville, from switch to connecting track to a point 1335 feet east thereof.

OTHER TRACKS:**HAROLD—**

Eastward Local Track from continuation of Line 1 to Gosman Avenue.

Eastward Express Track from continuation of Line 3 to facing point crossover leading from Eastward Express to Eastward North Side Track.

Westward Express and Westward Local Tracks from Laurel Hill Avenue to connection to Line 2 and Line 4.

Westward North Side Track from Laurel Hill Avenue to connection with Line 2.

Eastward and Westward New York Connecting Tracks.

Facing Point Crossover leading from Eastward Local Track to Eastward Express Track.

Facing Point Crossover leading from Eastward Express Track to Eastward North Side Track.

Facing Point Crossover leading from Eastward North Side Track to Eastward New York Connecting Track.

Facing Point Crossover leading from Eastward New York Connecting Track to Westward Express Track.

Facing Point Crossovers leading from Westward Express Track to Westward Local Track.

Facing Point Crossover leading from Westward Local Track to Westward Express Track.

Facing Point Crossovers leading from Westward Local Track to Westward North Side Track.

Facing Point Crossover leading from Westward North Side Track to Westward Local Track.

Facing Point Crossover leading from Westward North Side Track to Line 4.

Facing Point Crossover leading from Westward New York Connecting Track to Westward North Side Track.

Facing Point Crossover leading from Westward New York Connecting Track to Westward Long Island Connecting Track.

Trailing Point Crossover between Eastward and Westward New York Connecting Tracks 3880 feet east of Harold.

F INTERLOCKING—

Long Island City westward passenger track from Harold Interlocking Station to a point 825 feet west of F Interlocking Station.

Long Island City westward freight track from a point 785 feet east to a point 410 feet west of F Interlocking Station.

Facing Point Crossover leading from P. R. R. track, Sub. 1, to Long Island City westward passenger track 210 feet west of F Interlocking Station.

Facing Point Crossover leading from Long Island City westward passenger track to P. R. R. track, Sub. 1, 642 feet west of F Interlocking Station.

Facing Point Crossover located 225 feet east of F Interlocking Station leading from Long Island City westward freight track to Long Island City westward passenger track.

Sub Tracks 1, 2, 3, and 4 between F and Q.

Loop Tracks Nos. 1 and 2 between F and R.

R INTERLOCKING—

Loop Track A (R Interlocking).

Q INTERLOCKING—

Connecting Track between Q and Harold.

Eastward and Westward Engine Tracks between Q and Sunnyside Engine House.

PENNSYLVANIA STATION, NEW YORK—

All Tracks.

JERSEY CITY—

Engine Track between east end Waldo Avenue Yard and Jacy Track B between Jacy and Waldo.

MEADOWS—

Morris Track between Hack and Karny.

Hand-operated crossover between Morris Track and Track 19, Eastward Storage Yard, 2300 feet east of Karny.

Hand-operated crossover between Morris Track and Track 19, Eastward Storage Yard, 1250 feet east of Karny.

Between Karny and Hack via Government Lead, No. 1 Ice House and Grape Yard Lead.
 Display Yard Ladder between Government Lead and Naught Track.
 No. 0 Track between Karny switches and connection with Grape Yard Lead.
 Engine Track between Meadows and Karny.

HUNTER—

Hunter-18th Street Track from connection to L. V. R. R. to 950 feet westward.
 No. 5 Track between Hunter and Lane.

WAVERLY—

Set-off Track between WA-6 and WA-5.
 Track A between WA-6 and WA-3.
 Lehigh Valley Interchange Track (not in service for electrical operation).

ELMORA—

Track No. 0 from connection to Track A, Elmora to 8155 feet westward.

NEW BRUNSWICK—

No. 5 Track between Baldwin Street Yard and County.
 County—East Millstone Track to 1700 feet west of No. 4 Track connection.

MIDWAY—

Midway—Rocky Hill Track from connection to Track No. 4 to 730 feet eastward.

PRINCETON JUNCTION—

Track No. 5 from connection to Princeton Branch to 8230 feet eastward.

MILLHAM—East Trenton Switches—

Eastward Running Track Millham to a point 955 feet west of junction of east and west leg of Millham Wye.
 Westward Running Track from connection to Eastward Running Track to 720 feet westward and from a point 2897 feet west of Millham to 730 feet west thereof.
 Crossover between Eastward Running and Westward Running tracks, 2897 feet west of Millham.
 East and West leg of Wye from connection to track 5 to connection to Eastward Running Track.

MILLHAM TO FAIR—

Tracks Nos. 0 and 5.

Grundy to Morris—No. 0 Track.

1167-A6. Phase-Breaks

Location	Tracks	Cat. Pole	Distance of Break
Main Line	No. 1 and No. 2	W3.44	200 feet east of and 200 feet west of catenary pole W3.44

1167-A7. Position Light Phase-Break Indicator

Location	Track	Location of Indicator	Distance Between Indicator and Break
Main Line: East of Portal	No. 1 (Eastward)	Signal Bridge W38	1500 feet
	No. 2 (Eastward)		
East of Portal	No. 1 (Westward)	On ground mast 185 feet west of Signal Bridge W37	2000 feet
	No. 2 (Westward)	On catenary pole W3.05	

1167-A8. When necessary to remove or apply jumpers between electric engines all pantographs must be lowered. If not practicable, open generator switch, battery switch, and air compressor switch during time of insertion or removal of jumpers.

1167-A9. Employees must not be on top of box cars, engines or other high equipment when movements are being made from sidings, yards or other tracks, which are not electrified, to tracks which are electrified, except in High Wire Territory.

1167-A11. Pantographs must not be dropped,—between west portal of North River Tunnels and east portal of East River Tunnels—Sub-1 and Sub-2 tracks under L. I. R. R. tracks east of F Interlocking Station—under low overhead structures, except in New York as follows:

On Tracks Nos. 2, 3, and 4 after requesting Power Director to open Sectionalizing Switch No. 6353.

Yard A.

West end Yard E.

Pantographs must not be dropped until controller is in OFF position and control switches to blower motors, air compressors and heaters have been opened or it is known that trolley wire is de-energized.

There is no restriction on raising lowered pantographs in this territory.

Pantographs must be in down position at layover points except as outlined above or when required to be raised to make tests, heat cars, or to prepare them for movement.

1167-A12. Enginemen must personally operate engine between Newark and Harold, including Sunnyside Yard, except in case of extreme emergency. This instruction will not apply to yard engines while working within the confines of Sunnyside Yard.

1167-A13. When making back up movements with electric engines, except movements of single unit with streamlined cab, a member of the crew must take position on forward end of engine in direction of movement and control movement by means of hand signals to Engineman. He must observe all signals affecting movement of the engine and accordingly give hand signals to Engineman.

1167-A15. Operation of one multiple unit car is prohibited except when shifting. Before making such movements, air and hand brakes must be tested and known to be operative. These movements must not exceed a speed of 10 miles per hour.

This instruction does not apply to MU cars which are equipped with a special emergency brake system to permit single car operation at maximum speeds for MU trains.

In the operation of MU cars equipped with special emergency brake system, an EMERGENCY BRAKE SWITCH is located in each motorman's operating compartment. The special emergency brake system is operated by placing the EMERGENCY BRAKE SWITCH, in the operating compartment from which the car is being operated, in the "ON" position. It is to be used only in event of failure of the regular air brake system. The switch must normally remain in the "OFF" position. When in single car operation, the special emergency brake system on these cars must be tested from operating end before each trip by placing the EMERGENCY BRAKE SWITCH in "ON" position with brakes released and control plug inserted, noting that brakes are immediately applied on both trucks. When switch is placed in "OFF" position brakes must release on both trucks. This test must immediately follow the normal initial terminal air brake test as prescribed in Instruction 11-b of 99-D-1, Brake and Train Air Signal Instructions.

In making shifting movements with single D. C. multiple unit cars a running brake test must be made immediately after movement is started.

1167-A16. Heat numeral signs 0-1-2-3 will be displayed at:
 Sunnyside Yard.....Crew Dispatcher's Office
 New York.....Crew Dispatcher's Office
 Jersey City.....Jacy
 Newark.....Track E, west end
 South Amboy.....Yard Master's Office
 County.....Yard Master's Office
 Trenton.....Baggage Room
 Trenton (West Barracks).....Asst. Yard Master's Office

Trainmen must observe heat board to ascertain what heat numeral is in effect, after which they must check heat switches and know cars are heated to proper temperature.

1167-A17. Engines and cars must stop clear of insulated rail joints on east end of Tracks Nos. 2 to 9, inclusive, Jersey City Passenger Station. Locations of insulated rail joints are designated by yellow stripe painted across tracks and red sign with yellow cross suspended adjacent to track.

1167-A21. Torresdale—Before making movements with A.C. electrical equipment on Industrial Track, Trainmen must operate Sectionalizing Switch No. 10, located on catenary pole 74.09 to CLOSED position. Sectionalizing Switch must be restored to OPEN position after completing movement.

Sleet Instructions.

1167-A22. During sleet storms pantographs of electric engines in passenger service and multiple unit cars will be examined on trains making schedule stop at Trenton

Enginemen of eastward passenger trains making schedule stop will stop with front end of leading engine opposite east end of eastward station platform.

Enginemen of westward passenger trains making schedule stop will stop with front end of leading engine opposite west end of westward station platform.

Boiler must be operated in manual control using stack blower approaching Trenton to permit engineman to lower pantographs.

Engineman must lower pantographs immediately after stopping to permit qualified employe to make pantograph inspection. Engineman must not raise pantographs until after inspection is completed and has been so advised by the qualified employe that pantographs may be raised.

1167-A23. New Haven R. R. Enginemen of electric engines are responsible for knowing that changeover switch is in A. C. position, D. C. pantograph locked down and third rail contact shoes in raised position clear of third rail and protection board.

Employees are prohibited from moving A. C. changeover switch from A. C. position.

D. C. Electrical Operation.

1167-B1. Following tracks equipped for D. C. electrical operation:

MAIN TRACKS—Between:

Harold and west portals of North River tunnels.

Waldo and Hudson (Jersey City Branch).

Track No. 4 Hudson to Track W Dock.

Track W Dock to Newark MU Yard.

Track E Newark MU Yard to Track 1 Dock.

Track 1 Dock to Hudson.

YARD TRACKS:

SUNNYSIDE YARD:

Sub. Tracks 1, 2, 3 and 4.

Long Island Connecting Track.

Run Around Track.

No. 5 Storage Track.

Nos. 3 and 4 Pit Tracks, east and west ends.

No. 1 Engine House Track.

Hump Track.

Ladder Track to Turn Table and Wheel Tracks.

East Ladder Track No. 6 to connection to Hump Track.

East End East Ladder Track No. 2 to 35 feet east of R.

East End East Ladder Track No. 3 to 135 feet west of R.

East End East Ladder Track No. 4 to 300 feet west of R.

East End East Ladder Track No. 5 to 640 feet west of R.

West Ladder Tracks 1 to 5.

Tracks 45 and 50, Tracks 67 and 68, Tracks 71 and 72, Tracks 101 to 106.

No. 68 Spur

NEWARK—

MU Yard Tracks, including Tail Track.

OTHER TRACKS:

Loop Tracks Nos. 1 and 2 between F and R.

Eastward and Westward Engine Tracks between Q and Sunnyside Engine House.

Pennsylvania Station, New York.

HUDSON—

Track 10 from eastward Connection Track 1 to 836 feet westward.

Crossover Route Track 4 to Track 1.

1167-B2. When there is possibility of contact between D. C. electric engines or D. C. multiple unit cars and electric return circuit, as represented by running rail, being broken, third rail contact shoes must be removed from contact with third rail.

1167-B3. When two or more H. & M. R. R. Trains using D. C. electric power stop on the same track a short distance apart, train that is close to train ahead, must not start until preceding train has been under headway one minute.

1167-B4. Portable Third Rail Jumpers are located at east end, westward platform Harrison and at all interlocking stations in D. C. electrified territory. They must be replaced after using.

1167-B5. Type H2C Auxiliary or Compromise Car Couplers for coupling H. & M. R. R. 1200 series cars and P. R. R. Equipment are located at Waldo and Hudson Block Stations.

TRAIN DISPATCHERS

1201-A1. Location of Train Dispatchers—

New York:

Train Dispatchers in charge as follows:

Main Line: A to Holmes

Branches: Jersey City P. and H. Greenville P.A. and W. Freehold	Jamesburg Princeton Belvidere-Delaware Bordentown Trenton
--	---

Secondary

Tracks: Amboy Belvidere-Delaware

Movements on main tracks will be in charge of Train Dispatcher of this Region, except:

	Between	And	Note
Main Line	Harold	A	1
Trenton Branch	MA	Region Post (Phila. Region)	2
Bordentown Branch	BO	Region Post (Atl. District)	3

where movements will be in charge of:

Note 1—Train Director at A.

Note 2—Train Dispatcher Philadelphia Region and orders issued over signature of the Superintendent Transportation of that Region.

Note 3—Train Dispatcher Atlantic District and orders issued over signature of the Assistant Regional Manager of that District.

Movements on portions of the main tracks of connecting Regions listed below will be in charge of Train Dispatchers of this Region:

	Between	And
Main Line	Region Post (Phila. Region)	Holmes

and orders issued over signature of the Superintendent Transportation of this Region.

1201-A2. Form DR Train Orders authorizing movements against the current of traffic between Waldo and Karny, must include the name of the branch on which applicable.

SIGNAL RULES

1250-A1. Movement of Trains by Block Signal System Rules

X—Indicates Rules in Effect.

COLUMN 1—Movement of Trains in the same direction by Block Signals
Rules 251, 253 and 254.

COLUMN 2—Opposing and following movement of trains by Block Signals
Rules 261, 262, 263 and 264.

COLUMN 3—Movement of trains on Secondary Tracks
Rules 271, 272 and 273.

COLUMN 4—Manual Block Signal System
Rules 305 to 373 inclusive, except Rule 316.

COLUMN 5—Manual Block Signal System
Rules 305 to 373 inclusive, except Rule 317.

COLUMN 6—Manual Block Signal System
Rule 316, for movements against the current of traffic.

COLUMN 7—Manual Block Signal System
Rule 317, for movements against the current of traffic.

COLUMN 8—Automatic Block Signal System
Rules 501 to 512, with the current of traffic and on single track.

COLUMN 9—Automatic Block Signal System
Rules 501 to 512, against the current of traffic.

COLUMN 10—Cab Signals
Rules 551 to 570, with the current of traffic and on single track.

COLUMN 11—Cab Signals
Rules 551 to 570, against the current of traffic.

MAIN LINE														
BETWEEN	AND	TRACK	RULES IN EFFECT (See Column Description)											Note
			1	2	3	4	5	6	7	8	9	10	11	
Harold	F	1, 2, 3 and 4	...	X	X	X	X
F	JO or C	1, 2, 3 and 4	...	X	X	...	X	...	X	...	A
A	Hudson	1 and 2	...	X	X	X	X	X	...
Hudson	Elmora	1 and 4	X	X	X	...	X	G
Hudson	Elmora	2 and 3	...	X	X	X	X	X	...
Elmora	Union	A, 1, 4 and B	X	X	X	...	X	...
Elmora	Union	2 and 3	...	X	X	X	X	X	...
Union	Morris	1 and 4	X	X	X	...	X	...
Union	Morris	2 and 3	...	X	X	X	X	X	...
Lincoln	Edison	No. 0	...	X	X	X	X	X	...
Morris	Reg. Post Phila.Reg.	1, 2, 3 and 4	X	X	X	...	X	...
Jacy	Hudson	Jersey City Branch 1 and 2	X	X	X	...	X	...
Waldo	Hack	Passaic and Harsimus Branch 1 and 2	X	X	B
Hack	Karney	1 and 2	X	C
Karney	WA5	1 and 2	X	X
WA3	WA5	1 and 2	X
Bay	WA2	Greenville Branch 1 and 2	X	X
WA2	WA6	1 and 2	X	D
Union	WC	Perth Amboy & Woodbridge Br 1 and 2	X	X	X	...	X	...
Midway	JG	Jamesburg Branch Single	...	X	...	X
Nassau	KS	Princeton Branch Single	X
Morris	Reg. Post Phila.	Trenton Branch 1 and 2	X	X	...	X	E
MG	G	Belvidere Delaware Branch Single	X
Fair BO	BO Reg.PostAtl.	Bordentown Branch Single 1 and 2	X	X	H
JG	SG	Freehold Branch Single	X
SA CQ	CQ BO	Amboy Secondary Track Single Single	X	X	X
Fair	MG	Belvidere Delaware Secondary Track 1 and 2	X	X	X

Note A. — In the application of Rules 335 and 361, where Rule 261 is in effect, fixed signals and not hand signals used at F to indicate condition of the block on No. 1 and No. 3 tracks for westward trains also at JO and C to indicate condition of the block on No. 2 and No. 4 tracks for eastward trains.

Note B. — Eastward shifting movements on No. 2 track Passaic and Harsimus Branch from switch leading to Marion Yard may be made east of block signal located 1080 feet west of western limits of Waldo Interlocking on permission from Operator Waldo.

Note C. — Eastward movements on No. 2 Track P & H Branch between connections to Westbound Classification Yard, 1500 feet west of Hack, and Hack, may be made on permission from Operator at Hack.

Note D. — Drill movements sufficient to clear switches at WA-3 may be made on No. 2 Track between WA-3 and WA-2 on permission from Operator at WA-3.

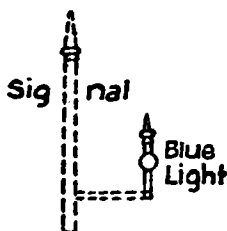
Note E. — Trenton Branch—Westward movements on No. 1 track between Morris and MB and eastward movements on No. 2 track between MY and Morris may be made on verbal permission from Operator at Morris and proper signal indication.

Note G. — LANE Block and Interlocking Station will not control movements on Track No. 1. When making movements against current of traffic on Track No. 1, Block extends Hunter to Elmora.

Note H. — At Fair, a proceed signal displayed for westward trains to Bordentown Branch on Block Signal 2400 feet west of Fair will indicate that all trains due which are superior have arrived or left.

1280-A to 1296-A1. Signal aspects not in conformity with the typical aspects, in service:

Signal Mast Bracket Marker.



INDICATION—One track intervenes between signal and track it governs.

NAME—Signal mast bracket marker.

Signal mast bracket marker in service: Bordentown Branch.

Distant signal M-322, 6000 feet west of Fair.



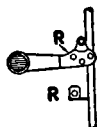
INDICATION — Proceed prepared to stop at next signal. Train exceeding slow speed must at once reduce to that speed.

NAME—Approach.

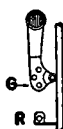
In service between East portal of North River and West portal of East River Tunnels.



INDICATION—Proceed.
NAME—Clear.



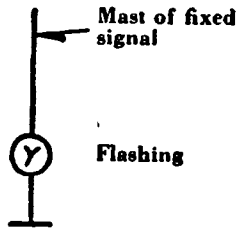
INDICATION—Stop.
NAME—Stop-Signal.



INDICATION—Proceed.
NAME—Clear.

NOTE—To apply to trains governed by fixed signal under which located.

INDICATION—Orders.
NAME: Train-order.



1280-A to 1296-A2. Duplicate Signals are located on left side of track at:

First Home Signal Track No. 1, A Interlocking.
Signal 4E11 Track 4 East River Tunnel.
Signal 4E25 Track 4 East River Tunnel.
Signal 2E21 Track 2 East River Tunnel.

1280-A to 1296-A3. At A, JO, KN, C, R and Q Interlockings when a train extends beyond first home signal or stops after passing same, train must not move until either Engineman or a member of the crew has observed signal and has verbally notified the Engineman immediately prior to moving, that signal is in passing position

1280-A to 1296-A6. When letters H-M are displayed, signal must not be accepted by any trains except Hudson Tube trains.

H. & M. R. R. trains must not accept signal at Waldo for movement from No. 1 track (Jersey City Branch), or signal from track 4 at Dock, unless H-M sign is displayed. Eastward H. & M. R. R. trains making station stop at Journal Square must not accept signal for movement to No. 1 track (Jersey City Branch) unless instructed to do so by Operator Waldo or WR.

1291-A1. When Signal P-80 on Passaic and Harsimus Branch indicates "Stop then Proceed at Restricted Speed," train will contact Karny before proceeding.

Automatic Train-Stops (Trippers)

1299-A1. Automatic train-stops are located as follows:

Location	Signals
F	All Home signals immediately preceding, and governing movement into tunnels except low Home signal governing westward movement from Track Sub. 4.
East River Tunnels	All fixed signals with the current of traffic except Block signal 1E28, track No. 1 (Distant signal to F).
JO and C	All Home signals immediately preceding, and governing movement into, tunnels.
A	All Home signals immediately preceding, and governing westward movement into tunnels.

Note: See Special Instruction 1299-A2.

Manual Release of Automatic Train-Stops (Trippers).

1299-A2. Release mechanism is located in case adjacent to signal.

When a train equipped with automatic train stops (trippers) is stopped by a signal at which an automatic train stop is located, to enable the train to proceed the Conductor or Engineman, or such person as they may designate, must be governed as follows:

Place P. R. R. switch key in slot in small iron case and turn key to right, holding for five seconds or until it is known automatic train stop is down; key may then be removed and train proceed in accordance with signal indication. Automatic train stop will remain down until entire train has passed over same. If train stop does not remain down when key is removed, reinsert key and turn to right, holding same to the right until entire train has passed over train stop.

If for any reason automatic stop arm cannot be released by using switch key, train may pass same in tripping position. When this occurs great care must be exercised to avoid damage to train and Train Director at A must be immediately notified.

When train is assisted by one or more engines at rear of train equipped with automatic train stop, the automatic train stops on assisting engine or engines must be made inoperative by closing cutout cocks in brake pipe leading to automatic train stop. This must be done before movement is started. After assisting service has been completed, cutout cocks must immediately be opened to restore normal operation.

1299-A3. Minimum distance from signal to point at which automatic train stop (tripper) at that signal will go to tripping position is as follows:

East River Tunnel, track No. 1	1287 feet
East River Tunnel, track No. 2	1250 feet
East River Tunnel, track No. 3	1050 feet
East River Tunnel, track No. 4	1080 feet

When trains equipped with automatic train stops exceed above lengths, crews must take precaution to prevent trains being tripped, either by cutting out tripping device on rear cars or by operating tripper release mechanism until entire train has passed signal.

1299-A4. Automatic train stops (trippers) located at the following points work in conjunction with smash boards only and are not equipped with release mechanism: Interlocking home signal governing eastward movements on No. 1 track at Hack. Interlocking home signal governing westward movements on No. 2 track at Hack. Interlocked home signal governing eastward movements on E track at Dock. Interlocked home signal governing westward movements on W track at Dock.

**Facing Hand-operated Switches
connected with Manual Block Signal.**

1362-A. Train orders must be used to advance a train or engine at the following Manual Block Signals when they cannot be cleared:

1362-B. Locations:

Block Station	Block Signal Governing Movement		Facing Switches Connected to Signal between
	Direction	Track	
Fair	Westward	Single	Block Station and M.P. 1
Midway	Eastward	Single	Block Station and Dayton
Farmingdale	Westward	Single	Block Station and east end storage track
Farmingdale	Eastward	Single	Block Station and Ralston-Purina Track
Frenchtown*	Northward	Single	Block Station and Distant Switch Signal B-326
MG	Northward	Single	Block Station and Tatersall Industrial Track
JG	Westward	Amboy Secondary	Block Station and 500 feet west

NOTE—A train or engine receiving a train order to pass a Manual Block Signal which cannot be cleared where facing hand-operated switches are connected with the signal, must be advised of the condition of the block ahead and trains and engines must approach such switches prepared to stop short of switches not properly lined.

*This switch is connected with the interlocking signal Sundays, and May 30, July 4 and Sept. 4; also Monday through Saturday between 9.00 P.M. and 5.00 A.M.

Hand-operated Switches where Trains or Engines must not clear.

1365-B1. At the following locations, trains or engines are prohibited from clearing main track:

Track	Location	Switch
Jamesburg Branch	2500 feet east of Midway Dayton	Set-off track. Dayton Fertilizer Company Track

1551-A2. Testing sections, in addition to those at terminals, located:

Trenton—

No. 5 track at west end of station platform.

Eastward station track, 225 feet west of east end of eastward platform.

North side low platform track 225 feet west of east end of eastward platform.

South Amboy Junction—Amboy Secondary Track.

Between 1100 feet west of SA and 100 feet west thereof.

Union—

Eastward Connecting Track Perth Amboy and Woodbridge Branch from a point 135 feet west to a point 255 feet west of eastward home signal.

Newark—

South Broad Street yard, wire train storage track.

Journal Square (H. & M. R. R.)—

West ends of Tracks A, C, F and R.

Waverly—

No. 6 Enginehouse Track.

Arsenal Running Track—

Opposite Yardmaster's office at Ford Yard.

Pennsylvania Station, New York—

East end of tracks Nos. 5 to 21, inclusive, except 9 and 10 (L. I. R. R.).

East end of tracks Nos. 9, 10, 13 and 14. (P. R. R.)

West end of tracks Nos. 1 to 18, inclusive, and track 5, Yard A.

1559-A1. On permission of the operator, when authorized by the Superintendent Transportation, MU trains (except L. I. R. R. trains) may be dispatched from their terminal with cab signal apparatus not in operative condition between:

5.00 A.M. and 8.00 A.M.

2.30 P.M. and 5.00 P.M.

if cab signal test cannot be completed because of failure of equipment, or the leading car extends beyond testing section.

Such trains may proceed at authorized speed, governed by fixed signal indication and must not pass Stop-and-proceed signal (Rule 291) or Restricting signal (Rule 290), except when governed by interlocking signals, unless permitted by the operator when authorized by the Superintendent Transportation.

1560-A1. Following exceptions authorized for trains and engines not equipped with cab signals:

(a) Wire, work and wreck trains and ballast cleaners to and from work.

(b) Engines not equipped with cab signal apparatus or equipped with cab signal apparatus not in operating condition for direction it is to move, or pushing cars between:

Jacy and Hudson,
Hudson and Lane,
Lane and Union,
Union and WC,
Union and County,
Millham and MA,
Morris and Holmes.

(c) Engines moving to and from shops.

1560-B2. Long Island Railroad trains equipped with Automatic Speed Control in operative condition for the direction they are to move will be considered as meeting the requirements of the Rules in the same manner as if they were equipped with cab signals.

If Automatic Speed Control fails, it will be cut out and the movement will proceed governed by fixed signal indications but not exceeding 40 miles per hour. In such cases crews are relieved from reporting the failure at the next point of communication; eastward trains will proceed to Harold and report to operator and westward trains will report failure to train-director at A (Extension 2001) on arrival at New York.

INTERLOCKING

1606-A1. Emergency Signals—Whistle or Horn, in service as follows:

All interlocking stations except—Farmingdale, Frenchtown, MG, G and BO.

1616-A1. In the operation of trains with Tubular Train equipment:

Employees governed by "Instructions Governing operation of Signals and interlockings" (C.T. 405) must assure themselves that no lever of the interlocking in their charge controlling a switch over which tubular trains are routed will be operated until they know that the entire train is clear of the involved switch. Where practicable, blocking devices must be used for this purpose.

TELEPHONE—TRAINPHONE

1701-A1. Telephones in East and North River Tunnels equipped with loud ringing bells at and between telephones.

Persons who wish to communicate with any person in tunnels should call central and state to the operator the person wanted and in which tunnel they are located.

Calls are as follows:

Telephone Exchange.....	1 long
Trainmen and Emergency Call.....	2 short
Trackmen.....	3 short
Telegraph and Telephone Repairmen.....	4 short
Signal Maintainer.....	1 long 1 short
Electric Traction Employees.....	1 long 2 short

1701-B1. New light-weight stream-lined Pullman cars are equipped with telephone, radio and train line connectors which are connected and disconnected by Pullman employees.

If necessary to part these cars, care must be exercised to see that connectors have been removed before cars are separated.

TO ALL EMPLOYES—

Your company, cooperating with the local, state and national safety councils, is earnestly interested in preventing accidents to you, members of your family and your friends.

We should unite to prevent the many needless tragedies that occur in the home, on the highways, and at work.

Please lend your personal efforts to prevent accidents by heeding safe driving rules on the highways, by adopting safe practices in the home and complying with all the rules of your company while on duty.

The rules of the Pennsylvania Railroad Company are designed for your safe guidance—respect them, strictly comply with them.

Live longer and happier by always practicing safety.

E. P. ADAMS,
Superintendent Transportation

Approved:

N. L. FLECKENSTINE,
Regional Manager

SAFETY RULE OF THE DAY

Train, Engine and Other Transportation Employees
(EXCEPT STATION EMPLOYES)

Date	1961						
	April	May	June	July	Aug.	Sept.	Oct.
1	—	1003	1003	1003	1003	1003	1003
2	—	1114	1142	1301	1307	1401	1148
3	—	1115	1145	1306	1403	1407	1410
4	—	1142	1301	1401	1405	1416	1420
5	—	1000a	1307	1404	1411	1406	1428
6	—	1408	1000a	1306	1408	1410	1422
7	—	1420	1406	1000a	1420	1501	1506
8	—	1428	1421	1421	1000a	1501	1507
9	—	1506	1510	1505	1422	1000a	1510
10	—	1606	1608	1529	1513	1512	1000a
11	—	1618	1601	1601	1426	1604	1416
12	—	1706	1612	1614	1811	1609	1529
13	—	1803	1507	1615	1618	1601	1426
14	—	1806	1803	1427	1706	1612	1611
15	—	1809	1806	1803	1822	1811	1806
16	—	1421	1822	1812	1819	1813	1812
17	—	1000b	1811	1818	1820	1806	1818
18	—	1512	1000b	1409	1610	1616	1821
19	—	1616	1406	1000b	1809	1711	1822
20	—	1805	1610	1512	1000b	1805	1422
21	—	1601	1513	1514	1421	1000b	1427
22	—	1811	1609	1403	1821	1404	1000b
23	—	1814	1613	1603	1607	1613	1602
24	—	1404	1618	1711	1818	1809	1613
25	—	1813	1809	1805	1410	1529	1815
26	—	1819	1817	1820	1602	1822	1820
27	—	1416	1420	1410	1817	1408	1408
28	—	1422	1405	1815	1401	1011	1603
29	—	1012	1004	1012	1609	1806	—
30	1405	1114	1011	1408	1809	1422	—
31	—	1004	—	1004	1004	—	—

**THE PENNSYLVANIA RAILROAD
NEW YORK REGION**

NEW YORK, N. Y., April 25, 1961

GENERAL ORDER No. 1101

Effective 2.01 A.M., Sunday, April 30, 1961

Applies in All Zones

- (a) Time-Table No. 11 in effect. It contains the necessary instructions issued in general orders up to and including No. 1010, all of which must be removed from bulletin boards.

Each employee must examine each page of Time-Table No. 11 to see that his copy is complete, pages properly lined up, and note changes.

(b) **BOOK OF RULES**

RULES FOR CONDUCTING TRANSPORTATION

Rules for Conducting Transportation, effective October 28, 1956, revised in part as follows:

Revisions of April 28, 1957:

Rule 104, page 34.
Rule 331, page 77.
Rule 365, page 79.
Rule 629, page 90.
Form C, page 98.
Form K, page 99.
Rule 4076-J (added), page 112.

Revisions of October 27, 1957:

Rule 30, page 23.
Rule 400C-1 (added), page 100.
Rule 4103-B, page 113.
Rule 4165-A, page 131.

Revisions of September 1, 1958:

Rules G and H, page 8.
Rule R, third paragraph, page 10.
Rule 103, portion of last paragraph, page 34.
Rules 104 and 105, pages 34 and 35.
Rule 502, page 80.
Rule 400N-21, pages 107 and 108.
Rule 4076-F, page 112, and Index, page 3, 18th line.
Rule 4076-I, page 112.
Rule 4154-B, pages 115 and 116.
Rule 4165-A, page 131.
Rule 283, page 56, NOTE 2 added.
Rule 400N-4, page 105, added.
Rule 4076-J, page 112, in sequence.

Revisions of February 27, 1959:

Rule 26, second and third paragraphs, page 23.
Rule 34, page 24.
Rule 75, pages 25 and 26.
Rule 76, second and fourth paragraphs, page 26.
Rule 77, second paragraph, page 26.
Rule 99, fourth paragraph, page 32.
Rule 106, page 35.
Rule 204, third paragraph, page 37.
Rule 293-A, page 68.
Rule 365, second and fifth paragraphs, page 79.
Rule 568, page 87.

(Page 1 of 2 Pages)

GENERAL ORDER No. 1101—Page 2 of 2 Pages

Rules 701, 702, 703, 704, 705, 706, 707, and 708,
pages 92, 93, 94 and 95.

Form K, second paragraph of instructions, page 99.

Rule 4165-A, page 131.

Revisions of May 1, 1960:

Rule M, page 8.

Rule 361, page 78.

Form K, last paragraph, page 99.

Rule 4076-J, page 112.

Rule 4155-I, page 122.

Rule 4155-J, first and fifth paragraph, page 123.

Rule 4156-G, fourth paragraph, page 126.

Rule 4160-C, page 129.

Employees must paste Rule revisions in sticker form over the corresponding Rule or page of the Book of Rules as indicated thereon.

Applies in Zone B

**(c) PASSAIC AND HARSIMUS BRANCH
KARNY—WA-5**

Trains and engines on Nos. 1 and 2 tracks must not exceed a speed of 20 miles per hour between a point 500 feet east of Wilson Avenue crossover switch and WA-5 account of track conditions.

Special Instruction, 1157-F1, changed.

This General Order is printed in Time-Table No. 11 and will not be issued in sticker form.

E. P. ADAMS,
Superintendent Transportation

**THE PENNSYLVANIA RAILROAD
NEW YORK REGION**

New York, N. Y., April 24, 1961.

GENERAL ORDER No. 1102

Effective 2.02 A.M., Sunday, April 30, 1961

Applies in All Zones

a) TIME-TABLE AUTHORITY

Schedule of Nos. 125 and 142, added.

Sticker coupons attached to sticker form of this General Order must be detached and pasted in time-table as follows:

No. 125 over blank column preceding No. 3921, page 33.

No. 142 over blank column preceding No. 218, page 87.

b) USE OF SIGNALS

FUSEES AND TORPEDOES

A minimum of five fusees and ten torpedoes must be carried on New York-Washington passenger trains.

Special Instruction 1035-C1, changed.

c) ENGINES

**MAXIMUM SPEEDS UNLESS OTHERWISE
RESTRICTED**

Hudson & Manhattan Trains 45 Miles Per Hour

Special Instruction 1157-G1, changed.

Applies in Zone A

d) LOCATIONS OF HOSPITALS

St. John's Hospital now located at 90-02 Queens Boulevard, Elmhurst, L.I., Telephone: IL linois 7-1300.

Special Instruction, 100R-3A, changed.

Employees must correct page 148, in ink.

Effective 3.01 P.M., Monday, May 1, 1961

Applies in Zone C

e) PRINCETON BRANCH

PENNS NECK—Princeton

Facing hand-operated switch for northward movement in Main Track, 3617 feet south of KS Block-Limit Station leading to Lower Yard, out of service.

Lower Yard tracks 1 to 6 and catenary, out of service.

Special Instruction 1167-A5, changed.

Applies in Zone F

**f) BELVIDERE—DELAWARE SECONDARY TRACK
FAIR—MG**

Trailing hand-operated switch for southward movement in No. 2 Secondary Track, 3450 feet south of MG, leading to Frankford Track, out of service.

**E. P. ADAMS,
Superintendent Transportation.**

**THE PENNSYLVANIA RAILROAD
NEW YORK REGION**

New York, N. Y., May 2, 1961

GENERAL ORDER No. 1103

Effective 7.01 A.M., Monday, May 8, 1961

Applies in All Zones

(a) TIME-TABLE AUTHORITY

Schedule of Nos. 37 and 39, added.

No. 4165 changed to run Daily Except Sunday and May 30, July 4, Sept. 4.

Sticker coupons attached to sticker form of this General Order must be detached and pasted in time-table as follows:

No. 37 over blank column following No. 3745, page 50.

No. 39 over blank column preceding No. 227, page 51.

No. 4165 over corresponding schedule, page 133.

No. 3720 pass Hudson at 7.45 A.M., page 67.

No. 32—Baggage Service Monday only, withdrawn, page 87.

Employees must correct pages 67 and 87, in ink.

**(b) TICKET OFFICES OPEN FOR THE SALE OF
TICKETS**

	<u>Monday to Friday</u>	<u>Saturday</u>	<u>Sunday & Holidays</u>
Metuchen	6.00 A.M. to 2.00 P.M.	6.30 A.M. to 2.30 P.M.	Closed
Princeton	6.00 A.M. to 4.00 P.M.	6.00 A.M. to 3.00 P.M.	6.00 A.M. to 3.00 P.M.

Employees must correct page 135, in ink.

**E. P. ADAMS,
Superintendent Transportation.**

**THE PENNSYLVANIA RAILROAD
NEW YORK REGION**

New York, N.Y. May 8, 1961.

GENERAL ORDER No. 1104

Effective 3.01 P.M., Monday, May 15, 1961

Applies in All Zones

(a) TIME-TABLE AUTHORITY

E Stop for No. 3826 at Princeton Junction at 9.37 A.M., page 77, withdrawn.

Employees must correct page 77, in ink.

Applies in Zone F

**(b) PASSENGER TRAINS AND FREIGHT TRAINS
MAXIMUM SPEEDS UNLESS OTHERWISE
SPECIFIED**

**BELVIDERE—DELAWARE BRANCH
MG—G**

Maximum speed for Passenger Trains and Freight Trains on Single track between first overhead bridge north of MG (Calhoun St.) and G, 40 Miles Per Hour. Special Instruction 1157-C1, changed.

All other maximum speeds, unless otherwise specified, remain in effect.

(c) CURVES, BRIDGES, ETC.

MAXIMUM SPEEDS

**BELVIDERE—DELAWARE BRANCH
RIEGELSVILLE—CARPENTERVILLE**

Trains and engines on Single track must not exceed a speed of 40 Miles Per Hour between a point 7600 feet north and a point 10600 feet north of Riegelsville (Pinchers Point).

Special Instruction 1157-F1, changed.

(d) CURVES, BRIDGES, ETC.

MAXIMUM SPEEDS

**BELVIDERE—DELAWARE BRANCH
KENT**

Trains and engines on Single track must not exceed a speed of 30 Miles Per Hour over switches at Kent.

Special Instruction 1157-F1, changed.

(e) **BELVIDERE—DELAWARE BRANCH
BYRAM—FRENCHTOWN**

Fixed signal B-308 governing northward movement on Main track 3000 feet south of Frenchtown changed to position light type distant signal.

Effective 3.01 P.M., Tuesday, May 16, 1961

Applies in Zone F

(f) **BELVIDERE—DELAWARE BRANCH
FRENCHTOWN—MD**

Fixed signal B-326 governing northward movement on Main track 6000 feet north of Frenchtown changed to color light type distant switch signal (**Rules 295 and 296**). This signal will indicate position of all switches to and including switch leading to Public Delivery track at Milford.

Special Instruction 1362-B, changed.

Effective 3.01 P.M., Wednesday, May 17, 1961

Applies in Zone F

(g) **BELVIDERE—DELAWARE BRANCH
CARPENTERVILLE—KENT**

Fixed signal governing northward movement on Main track 5300 feet south of Kent changed to color light type distant switch signal (**Rules 295 and 296**). This signal will indicate position of all switches at Kent.

**E. P. ADAMS,
Superintendent Transportation.**

**THE PENNSYLVANIA RAILROAD
NEW YORK REGION**

New York, N. Y., May 15 1961.

GENERAL ORDER No. 1105

Effective 12.01 P.M., Monday, May 22, 1961

Applies in All Zones

(a) TIME-TABLE AUTHORITY

Schedule of No. 17, changed.

No. 4161 changed to run Daily Except Saturday, Sunday and May 30, July 4, Sept. 4.

Sticker coupons attached to sticker form of this General Order must be detached and pasted in time-table as follows:

Nos. 17 and 4161 over corresponding schedules, pages 52 and 133.

Baggage Service Nos. 114 and 104, changed. Character (◇) withdrawn, pages 76 and 77.

Employees must correct pages 76 and 77, in ink.

**E. P. ADAMS,
Superintendent Transportation**

**THE PENNSYLVANIA RAILROAD
NEW YORK REGION**

New York, N. Y., May 24, 1961

GENERAL ORDER No. 1106

Effective 6.01 A.M., Wednesday, May 31, 1961

Applies in All Zones

(a) TIME-TABLE AUTHORITY

Character (●) Black Dot added to schedule of No. 3522, page 131.

Employees must correct page 131, in ink.

(b) UNIFORMS

Passenger trainmen may, if desired, wear a black clip-on bow tie of dacron-wool material with square ends, 4½ inches long and 1¾ inches wide, in lieu of standard four-in-hand tie.

Special Instruction 100J-1A, changed.

Applies in Zone B

(c) ELECTRICAL OPERATION

HARSIMUS COVE YARD

The following tracks are equipped and in service for AC electrical operation:

Old Stock Yard Tracks 2, 3 and 4 from a point 790 feet east of Yard Masters Office, Henderson Street.

New Stock Yard Tracks 5 to 9 inclusive, from a point 1490 feet east of Yard Masters Office, Henderson Street and No. 10 Track from a point 1280 feet east of Yard Masters Office, Henderson Street.

New Yard Ladder from a point 1300 feet east of Yard Masters Office, Henderson Street.

A-Ladder Track from a point 85 feet east of Yard Masters Office, Henderson Street to a point 1400 feet east thereof.

North Incline Track, Berwind White Coal Dock Pier from a point 790 feet east of Yard Masters Office, Henderson Street.

Special Instruction 1167-A5, changed.

Applies in Zone C

**(d) PASSENGER TRAINS AND FREIGHT TRAINS
MAXIMUM SPEEDS UNLESS OTHERWISE
SPECIFIED**

MAIN LINE

JET, TT and LCL symbolled freight trains consisting entirely of TTX, box, stock, refrigerator and New Haven Railroad covered gondola cars numbered 62,000 to 62,014 inclusive operating with the current of traffic:

	No. 4 Track		No. 3 Track		No. 2 Track		No. 1 Track	
	Psg.	Frt.	Psg.	Frt.	Psg.	Frt.	Psg.	Frt.
Main Line Between:	Miles per Hour							
Signals 157-158 and Millham	...	60	...	60	...	60	...	60
East End Delaware River Bridge and Region Post. (Phila. Region)	...	60	...	60	...	60	...	60

Special Instruction 1157-C1, changed.

**E. P. ADAMS,
Superintendent Transportation**

**THE PENNSYLVANIA RAILROAD
NEW YORK REGION**

New York, N.Y., June 5, 1961

GENERAL ORDER No. 1107

Effective 12.01 P.M., Monday, June 12, 1961

Applies in All Zones

(a) TIME-TABLE AUTHORITY

Schedule of Nos. 37 and 39, withdrawn.

Sticker coupons attached to sticker form of this General Order must be detached and pasted in time-table as follows:

Blank coupons over No. 37, page 50 and No. 39, page 51.

S Stop for No. 3819 at Adams, at 7.46 A.M., page 23 added.

S Stop for No. 3834 at Adams, at 4.04 P.M., page 87, added.

Employees must correct pages 23 and 87, in ink.

**(b) FREIGHT AND PASSENGER TRAIN OPERATION
OPERATION OF A-2 CABOOSE VALVE**

Service Application:

Move the valve handle from release toward application position, being sure to hesitate 10 seconds in each notched position before moving on to the next notch.

The first movement of the handle locks the valve so it cannot be moved back to closed position. After the train has stopped the valve can be unlocked by moving the handle to the extreme application position.

Emergency Application:

Move the valve handle quickly from release to the extreme application position and leave it there until after the train has stopped.

Special Instruction 1156-B1, added.

**E. P. ADAMS,
Superintendent Transportation.**

**THE PENNSYLVANIA RAILROAD
NEW YORK REGION**

New York, N. Y., June 20, 1961.

GENERAL ORDER No. 1108

Effective 12.01 P.M., Tuesday, June 27, 1961

Applies in Zone F

**(a) BELVIDERE—DELAWARE BRANCH
G—BELVIDERE**

Facing interlocked switch for northward movement in Main Track, 90 feet south of **G**, leading to Belvidere Industrial Track, out of service.

Low Home Signal governing southward movement in Belvidere Industrial Track, 530 feet north of **G**, out of service.

Facing hand-operated switch for northward movement in former Main Track, 1550 feet north of **G**, leading to Belvidere Industrial Track, in service.

Effective 9.01 A.M., Wednesday, June 28, 1961

Applies in Zone A

**(b) ELECTRICAL OPERATION
SUNNYSIDE YARD**

Sub Track 4, Tracks 45 and 50 out of service for DC Electrical operation.

Special Instruction 1167-B1, changed.

Page 1 of 2 Pages

Effective 12.01 A.M., Saturday, July 1, 1961

Applies in Zone B

(c) CAB SIGNAL AUTOMATIC TRAIN STOP SYSTEM

Cab Signal Automatic Train Stop System for MU trains operating over movable bridges within the State of New Jersey, in service.

All MU trains operated over movable bridges in the State of New Jersey must be dispatched from original terminal with the leading MU car so equipped.

The Cab Signal Automatic Train Stop System is supplemental to, and augments the existing Cab Signal apparatus on these cars so that when the Cab Signal changes to a less favorable indication, acknowledgment must be made within six (6) seconds in order to forestall an automatic train stop application which would result in an emergency application of the brakes and removal of power from the traction motors.

Test of the Train Stop equipment must be made when Cab Signal is tested. Details of operation are available in an instruction notice issued by the Road Foreman of Engines and the Passenger Trainmaster.

(d) TICKET OFFICES OPEN FOR THE SALE OF TICKETS

	<u>Monday to Friday</u>	<u>Saturday</u>	<u>Sunday & Holidays</u>
Linden	5.50 A.M. to 1.45 P.M.	6.30 A.M. to 2.45 P.M.	CLOSED
New Brunswick	5.00 A.M. to 7.00 P.M.	5.00 A.M. to 7.00 P.M.	5.00 A.M. to 7.00 P.M.

Employees must correct page 135, in ink.

E. P. ADAMS,
Superintendent Transportation.

**THE PENNSYLVANIA RAILROAD
NEW YORK REGION**

New York, N. Y., July 5, 1961

GENERAL ORDER No. 1109

Effective 6.01 A.M., Monday, July 10, 1961

Applies in All Zones

(a) TIME-TABLE AUTHORITY

Schedule of Nos. 4269 and 4270, added.

Schedule of Nos. 125 and 142, withdrawn.

Schedule of Nos. 3918, 3924, 3832, 3834, 3752 and 4160 changed.

Nos. 4157 and 4158 changed to run daily except Sunday and July 4, Sept. 4.

Sticker coupons attached to sticker form of this General Order must be detached and pasted in time-table as follows:

Nos. 3918, 3924, 3832, 3834, 3752, 4157, 4158 and 4160 over corresponding schedules, pages 75, 79, 85, 87 and 132.

Blank coupons over No. 125, page 33 and No. 142, page 87.

No. 4269 over blank column following No. 4175, page 132.

No. 4270 over blank column following No. 4280, page 132.

✓ **T** stops for No. 23 at New York, at 12.35 P.M.; Newark at 12.49 P.M. and Trenton, at 1.35 P.M., changed to **S** stops, page 34.

✓ **C** stop for No. 23 at North Philadelphia, at 2.07 P.M., changed to **S** stop, Page 34.

Nos. 4269 and 4270 will run Sunday and Sept. 4., page 133.

Employees must correct pages 34 and 133, in ink.

**(b) TRAINS WAIT FOR CONNECTIONS
PRINCETON JUNCTION**

Train No.	Due To Leave	Will Wait 5 Minutes For Train No.	Due To Arrive
3832	3.10 P.M.	4157	3.06 P.M.
132	3.19 P.M.	4269	3.16 P.M.
4158	3.13 P.M.	3832	3.10 P.M.
4270	3.25 P.M.	132	3.19 P.M.
4160	4.00 P.M.	219	3.50 P.M.
4160	4.00 P.M.	3834	3.57 P.M.

Employees must correct pages 138 and 139, in ink.

Applies in Zone B

(c) CAB SIGNAL AUTOMATIC TRAIN STOP SYSTEM

Paragraph (c) of General Order No. 1108 referring to MU trains operating over movable bridges within the State of New Jersey does not apply to DC equipment used in Joint PRR-Hudson and Manhattan service.

Pages 1 of 2 Pages

(d) PASSAIC AND HARSIMUS BRANCH
KARNY-WA-5

Paragraph (c) of General Order No. 1101 referring to a speed of 20 miles per hour on Nos. 1 and 2 tracks between a point 500 feet east of Wilson Avenue crossover switch and WA-5, annulled.

Trains and engines on No. 2 track must not exceed a speed of 20 miles per hour between a point 500 feet east of Wilson Avenue crossover switch and WA-5 account of track conditions.

Effective 3.01 P.M., Monday, July 10, 1961

Applies in Zone E

(e) BORDENTOWN BRANCH
AMBOY SECONDARY TRACK
BO

BO Block and Interlocking Station in service part-time as follows:

12.00 Midnight to 6.59 A.M., Daily Except Sunday.
2.59 P.M. to 10.59 P.M., Daily Except Saturday and Sunday.

10.59 P.M. to 12.00 Midnight, Daily Except Saturday.
Pages 12 and 15, changed.

(f) YARD LIMITS
BORDENTOWN BRANCH

Yard Limit boards 2500 feet west of Lalor Street and 1300 feet east of BO, out of service.

Yard Limits indicated by Yard Limit boards on Bordentown Branch between Fair and BO, in service.
Special Instruction 1093-A1, changed.

E. P. ADAMS,
Superintendent Transportation.

4157	4269	4158	4160	4270
±DAILY EX. SUN.		P. M.	P. M.	P. M.
P. M.	P. M.	\$ 3.18	\$ 4.05	\$ 3.30
\$ 3.01	\$ 3.11	G. O. 1109	G. O. 1109	G. O. 1109
G. O. 1109	G. O. 1109	\$ 3.13	\$ 4.00	\$ 3.25
\$ 3.06	\$ 3.16	P. M.	P. M.	P. M.
P. M.	P. M.	±DAILY EX. SUN.	DAILY	
4157	4269	4158	4160	4270
Page 132	Page 132	Page 132	Page 132	Page 132

N. Y. Region
G. O. 1109
Page 33
Col. 1

