



PENN CENTRAL

* * *

NEW YORK REGION

* * *

HUDSON DIVISION

NEW JERSEY DIVISION

* * *

TIMETABLE No. 4

* * *

In effect { 4.01 A.M.
Sunday } October 26, 1969

* * *

FOR THE GOVERNMENT OF EMPLOYEES ONLY

Original timetable from the collection of Rob Schoenberg

scanned by Rob Schoenberg -- r08sch@gmail.com

<http://PRR.Railfan.net>

2024



PENN CENTRAL

* * *

NEW YORK REGION

* * *

HUDSON DIVISION

NEW JERSEY DIVISION

* * *

TIMETABLE No. 4

In effect { 4.01 A.M. }
 { Sunday } October 26, 1969

* * *

FOR THE GOVERNMENT OF EMPLOYEES ONLY

E. P. FRASHER
General Manager

Division Superintendents:
J. B. HITCHCOCK
P. A. DI GANGI

R. K. PATTISON
General Superintendent-
Transportation

Divisions:
HUDSON
NEW JERSEY

INDEX

Index to Trains	2- 10
List of Stations, Interlockings, Distance, Sidings	11- 23
Schedule Pages	
Grand Central Terminal to White Plains No. Station and Croton No. Station	24- 95
Croton No. Station to Albany	96-105
White Plains No. Station to Chatham	106-117
Croton No. Station and White Plains No. Station to Grand Central Terminal	118-187
Albany to Croton No. Station	188-197
Chatham to White Plains No. Station	198-209
Shell to New York (Penn. Station)	210-211
New York (Penn. Station) to Shell	210-211
New York to Trenton	212-239
Trenton to New York	240-267
Harrison C. N. J. Yard to N. K.-L. V. R. R.	268-269
N. K.-L. V. R. R. to Harrison C. N. J. Yard	270-271
Princeton Branch	272-273
RS to DV and DV to RS	274
Wallkill Valley Branch & Catskill Mountain Branch	275
Ticket Offices Open for Sale of Tickets	276-277
Extra Stops Passenger Trains	278
Trains Wait for Connections	279-281
Arranged Freight Train Service	282-289

SPECIAL INSTRUCTIONS

Authority to Proceed as an Extra	311
Automatic Block Signal System	387-392
Cab Signals	384, 394-396
Electrical Operation	375-383
Engine & Special Load Restrictions	358-378
Engine Whistle Signals or Horn Signals	301
Explosives and Other Dangerous Articles	375
Freight Train Operation	336-337
Freight and Passenger Train Operation	338-339
Fusees and Torpedoes	303
Gas Masks for Use in Tunnels	298
General Orders-Bulletin Boards, Employers' Registers, Standard Clocks	304-306
General Rules	290-291
Hand Operated Switches Equipped with Electric Locks	319
Hospitals	296-298
Interlocking Rules	396-397
Interlockings-Track Circuits Which May Not Shunt	396
Letters and Characters	299-300
Manual Block Signal System	387-392
Maps	404-405
Medical Officers and Surgeons	293-296
Movement of Trains	309-311
Non-Interlocked Railroad Crossings at Grade	311
Normal Position of Switches	318
Observation of Trains for Defects	307-309
Other Equipment Restrictions	371-372
Passenger Crews Reporting and Registering for Duty	307
Passenger Train Operation	329-336
Public Crossings at Grade	312-316
Receiving or Discharging Passengers	322-323
Safety Calendars	402-403
Sidings, Use of	327
Signal Aspects Not in Conformity with Typical Aspects	391-392
Signal Rules	387-392
Slide Protection Fences	392-393
Speed Table	341
Speeds and Speed Restrictions	343-358
Spring Switches	320-321
Standard Clocks	304-306
Superiority of Trains	303
Switch Tenders - Hand Operated Switches	318-319
Switching Passenger Equipment	323
Telephone - Radio	397-398
Track Assignments	323-326
Train Dispatchers	387
Train Inspection Signals	307
Train Ready Indicators	309
Train Signals	302
Tunnel Alarm Systems-Fires-Flood Gates and Emergency Exits	290-292
Uniforms	290
Use of Signals	303
Wreck Derricks - Restrictions	372-374
Yard Limits	310-311

INDEX TO TRAINS

3

MAIL AND EXPRESS			
WESTWARD		EASTWARD	
Train No.	Page	Train No.	Page
1	29		
5	29, 97, 274	6	151, 191, 274
35	87, 104		
DEADHEAD TRAINS			
301	35	300	164
303	31	302	171
305	38	306	170
307	33	308	170
309	36	310	173, 205
311	41	312	171
313	43	314	172
315	37	316	173
317	107	318	205
319	107	326	169
323	39	350	121
325	107	356	165
329	30, 107	358	165
333	33	360	166
351	31	362	169
353	32	372	172
357	36	374	169, 193
359	28, 96	376	173, 194
363	32, 97	378	176, 194
365	29, 96	380	179, 195
367	31, 97	384	131
379	47	3082	179, 195
381	34, 97	3220	204
383	37	3240	208
385	39		
3221	109		
3233	111		
EMPIRE TRAINS			
61	80, 103	62	145, 191
63	92, 105	64	122, 188
71	41, 98	70	157, 192
73	51, 99	72	168, 194
75	57, 100	74	182, 196
81	46, 99	80	152, 191
83	63, 101	82	161, 193
85	87, 104	84	176, 195
HUDSON DIVISION			
449	34	450	143
451	38	452	146
453	42	454	149
455	45	456	153
457	47	458	155
459	49	460	157
461	52	462	159
463	55	464	163
465	57	466	165
467	59	468	180
469	85	470	183
471	89	472	185
473	91	474	187
475	93	476	170
481	62	478	174
483	65	480	177
487	73	500	121
489	78	502	122
491	82	504	123
501	27	506	124
503	31	508	126
507	33	510	126
509	35	512	127

INDEX TO TRAINS

4

HUDSON DIVISION			
WESTWARD		EASTWARD	
Train No.	Page	Train No.	Page
511	35	514	129
513	39	516	129
515	41	518	130
517	41	520	131
519	43	522	131
521	45	524	131
523	46	526	132
525	47	528	135
527	48	530	135
529	51	532	136
531	52	534	137
533	53	536	138
535	55	538	139
537	57	540	139
539	57	544	140
541	59	546	141
543	59	548	143
545	61	550	145
547	62	552	165
551	63	554	142
553	65	562	147
555	67	564	148
557	67	566	150
559	67	568	152
561	70	570	153
563	71	574	154
565	71	576	155
567	71	578	157
571	73	580	157
573	75	584	159
575	75	586	160
577	76	588	161
579	77	590	163
581	78	594	163
583	79	596	166
585	80	600	167
587	81	602	167
589	81	604	169
593	83	606	171
595	85	610	173
597	87	612	175
599	88	614	178
601	89	618	181
603	91	620	185
605	92	622	185
607	94	624	118
609	95	626	119
611	25	630	141
613	36	636	177
617	49	642	174
627	65	682	120
633	39	684	121
657	93	700	120
681	27	702	121
685	28	704	122
701	29	706	124
705	31	708	126
707	32	710	127
709	34	712	130
711	37	714	127
713	39	716	129
715	43	718	130
717	45	720	131
719	48	722	133
723	50	724	133
731	53	726	135
733	56	728	136
735	58	730	137
739	61	732	138

INDEX TO TRAINS

5

HUDSON DIVISION			
WESTWARD		EASTWARD	
Train No.	Page	Train No.	Page
741	63	734	141
743	66	736	146
745	68	740	148
747	69	742	151
749	69	744	154
751	71	748	157
755	72	750	158
757	73	754	159
761	75	756	162
763	75	758	165
765	77	760	166
767	79	762	168
771	83	764	173
777	86	766	176
779	89	768	179
781	91	772	182
783	93	776	184
787	25	778	186
789	26	780	118
797	69	782	140
799	81	808	149, 191
801	29, 97	810	158, 192
807	33, 97	812	162, 193
809	34, 98	814	161, 193
813	40, 98	816	166, 193
815	56, 100	818	168, 193
821	91, 105	824	182, 196
823	53, 100	830	123
825	25, 96	832	127,
831	46	834	129, 189
833	51	836	133, 189
835	59	838	139, 189
839	67	840	144
841	70, 102	850	143, 190
843	74	854	149
845	80	858	178, 195
847	83	860	123, 188
849	87	862	125, 189
855	64, 101	864	134, 189
861	47, 99	868	139, 190
863	52, 99	870	144, 190
865	59, 101	890	123, 188
869	67, 102	892	125, 189
873	75, 102	894	149, 191
875	81, 103	896	186, 196
879	87, 104	900	123, 198
885	59, 101	902	125, 198
893	74, 102	904	127, 199
895	80, 103	906	127, 199
897	84, 104	908	133, 199
899	67, 101	910	133, 199
901	25, 106	912	137, 199
903	29, 107	914	140, 199
907	37, 107	916	142, 200
911	42, 109	918	145, 201
913	45, 109	922	147, 201
915	47, 109	924	151, 201
917	50, 110	928	153, 201
921	53, 110	934	156, 202
923	55, 111	936	158, 203
929	57, 111	938	161, 203
931	61, 111	940	163, 203
935	62, 112	942	167, 204
937	64, 112	946	171, 205
939	64, 113	952	175, 205
941	66, 113	954	177, 206
943	69, 113	956	181, 206
945	74, 113	958	183, 207
947	74, 113	964	185, 207
		974	198
		976	200

INDEX TO TRAINS

6

HUDSON DIVISION			
WESTWARD		EASTWARD	
Train No.	Page	Train No.	Page
949	77, 113	982	203
953	79, 114	984	202
957	83, 115	988	207
959	86, 115	992	206
965	89, 115	8302	125
967	91, 115	8304	134
969	93, 116	8306	143
971	24, 106	8308	150, 191
973	108	8310	150
975	109	8314	156
981	113	8318	160
983	114	8322	167
989	111	8326	175
8081	81, 103	8328	181, 195
8301	37	8330	180
8305	44	8334	185
8309	49	8700	123
8311	49, 99	8704	128
8313	54	8708	141
8317	60	8712	145
8321	65, 101	8716	147
8323	75	8720	153
8331	84	8724	154
8335	90	8728	157
8339	24	8732	159
8701	31	8736	162
8705	35	8740	164
8709	39	8744	169
8713	43	8748	173
8717	45	8752	177
8721	48	8756	179
8725	50	8760	182
8729	53	8764	184
8733	56	8770	187
8737	58	8774	119
8741	62	8778	120
8745	70	8802	125, 188
8749	79	8804	134, 189
8753	83	8806	143, 190
8757	87	8810	150, 191
8761	89	8814	155, 192
8765	92	8818	160, 192
8769	94	8822	167, 193
8773	26	8826	175, 194
8801	37, 98	8830	180, 195
8805	44, 99	8834	185, 196
8809	49, 99	9004	125, 198
8813	54, 100	9008	136, 199
8817	60, 101	9012	143, 200
8823	76, 103	9014	147, 201
8827	81, 103	9016	151, 201
8831	84, 103	9018	153, 201
8835	90, 105	9020	156, 202
8839	24, 96	9022	159, 203
9003	31, 107	9026	163, 203
9007	39, 108	9030	170, 204
9009	42, 108	9034	171, 205
9013	45, 109	9036	175, 205
9015	47, 109	9038	178, 206
9017	50, 110	9040	181, 207
9019	53, 110	9044	183, 207
9021	55, 111	9046	185, 207
9025	61, 112	9048	118, 208
9033	79, 114	9208	199
9037	86, 115	9220	202
9039	86, 115	9222	203
9043	91, 115	9234	204
9047	24, 106	9238	205
		9244	207
		9500	121

INDEX TO TRAINS

7

HUDSON DIVISION			
WESTWARD		EASTWARD	
Train No.	Page	Train No.	Page
9049	25, 106	9502	122
9207	108	9504	128
9221	111	9506	132
9225	112	9508	138
9233	114	9510	142
9501	28	9512	144
9503	30	9514	147
9505	33	9516	151
9507	38	9518	154
9509	42	9520	157
9513	45	9522	159
9515	47	9524	161
9517	49	9526	163
9519	52	9528	167
9521	55	9534	172
9523	57	9536	175
9525	61	9538	178
9527	63	9540	181
9529	66	9544	183
9531	72	9546	186
9533	77	9548	118
9535	82	9550	119
9537	85	9552	120
9541	88	9554	121
9543	91	9608	139
9545	93	9614	148
9547	95	9618	155
9549	25	9622	159
9551	27	9626	165
9553	27	9634	173
9555	27	9638	179
9607	36	9644	184
9613	44	9648	119
9617	49		
9621	54		
9625	59		
9633	75		
9637	83		
9643	89		
9647	95		
NEW HAVEN REGION			
y2	35	y1	149
y4	43	y3	174
y6	51	y5	179
y8	66	y7	183
y82	61	y71	141
y86	67	y73	146
y88	77	y87	180
y90	85	y89	183
y138	40	y139	151
y140	38	y141	149
y144	72	y143	169
y148	84	y145	171
y200	26	y147	182
y202	27	y149	183
y204	29	y201	121
y206	32	y203	123
y208	33	y205	125
y210	35	y207	127
y212	37	y209	129
y216	41	y211	128
y218	41	y213	130
y220	43	y215	132
y222	44	y217	131
y224	46	y219	132
y226	48	y221	133
y228	51	y223	135
y230	53	y225	131
y232	54	y227	137
		y229	137
		y231	137

INDEX TO TRAINS

8

NEW HAVEN REGION			
WESTWARD		EASTWARD	
Train No.	Page	Train No.	Page
y234	56	y233	138
y236	57	y235	139
y238	58	y237	141
y240	60	y241	142
y242	63	y243	145
y244	65	y245	147
y246	68	y247	148
y248	69	y249	151
y250	70	y251	153
y252	71	y253	153
y254	72	y255	155
y256	73	y257	155
y258	73	y259	158
y260	76	y261	160
y262	76	y263	162
y264	78	y265	163
y268	79	y267	164
y270	81	y269	167
y272	83	y271	169
y274	85	y273	171
y276	87	y275	174
y278	88	y277	177
y280	89	y279	178
y282	90	y281	181
y284	92	y283	184
y286	93	y285	186
y288	94	y287	119
y290	95	y301	124
y300	26	y303	129
y302	27	y305	135
y304	40	y307	140
y308	63	y309	145
y310	65	y313	152
y312	71	y321	119
y314	77	y325	119
y318	25	y331	136
y320	94	y333	139
y330	79	y349	133
y332	68	y351	143
y334	73	y353	137
y348	61	y359	124
y356	64	y361	126
y358	73	y363	128
y360	28	y365	133
y362	30	y367	135
y364	33	y369	140
y366	41	y371	144
y368	51	y373	145
y370	55	y375	149
y372	58	y377	152
y374	63	y379	156
y376	65	y381	161
y378	69	y383	164
y382	78	y385	168
y380	71	y387	172
y384	82	y389	175
y386	85	y1201	165
y388	88	y601	129
y390	90	y603	135
y392	95	y605	146
y1200	35	y607	155
y1202	40	y609	161
y1204	43	y611	176
y600	30	y613	177
y602	51	y615	181
y604	55	y3001	147
y606	68	y3002	60
y608	69		
y610	77		
y612	82		
y614	85		
y616	93		

NEW JERSEY DIVISION							
WESTWARD-SOUTHWARD				NORTHWARD-EASTWARD			
Train No.	Page	Train No.	Page	Train No.	Page	Train No.	Page
3	235	161	238	4	244	M178	263,211
11	212	171	222,210	10	256	M180	267,211
23	223	173	225,211	16	264	194	240
25	215	175	233,211	22	242	200	246
31	227	177	213,210	30	247	202	248
49	231	M179	213,210	48	248	204	250
55	237	M187	213,210	50	255	212	255
101	215	191	239,211	54	260	218	257
103	217	191	239	100	250	220	261
105	220	201	214	102	251	234	246
107	223	207	217	104	255	254	245
109	228	211	221	106	257	256	249
111	230	213	223	108	241	272	264
113	225	215	229	110	265	280	250
131	213	219	227	112	245	282	266
133	216	221	230	114	249	284	265
135	218	223	232	126	253	298	263
137	219	225	233	130	256		
139	235	227	235	132	261		
141	220	231	239	140	241		
143	224	235	212	142	249		
143	225	263	231	144	251		
145	226			146	257		
147	237			152	262		
149	223			154	264		
155	236			156	265		
159	234			158	267		
				166	265		
				170	251,210		
				172	254,210		
				174	259,211		
				176	240,210		
RAHWAY-SOUTH AMBOY							
WESTWARD				EASTWARD			
Train No.	Page	Train No.	Page	Train No.	Page	Train No.	Page
3607	215	3631	233	3602	241	3622	249
3611	216	3635	234	3606	242	3626	254
3615	224	3637	235	3608	243	3630	259
3617	224	3641	237	3610	244	3634	261
3619	228	3647	237	3618	246	3638	263
3621	229	3649	239	4234	259		
3623	229	4239	238				
3627	231						
NEW YORK – NEW BRUNSWICK							
Train No.	Page	Train No.	Page	Train No.	Page	Train No.	Page
3701	213	3731	227	3704	241	3744	257
3703	214	3733	229	3706	241	3746	257
3705	215	3735	231	3710	243	3748	258
3707	217	3737	223	3712	244	3750	259
3709	218	3741	233	3716	246	3752	260
3711	219	3745	236	3720	247	3758	263
3713	219	3749	235	3724	249	3760	263
3717	220	3753	236	3726	250	3762	265
3719	221	3757	237	3728	252	3766	267
3721	222	3761	238	3730	253	3768	267
3723	226	3767	239	3736	253	3770	249
3725	223	3783	220	3738	254	3778	263
3727	225	3785	235	3740	255	4252	259
3729	225	3789	239	3742	256	4254	262
4241	215	4249	223	4244	247		
4243	216	4251	230	4246	253		
4247	221	4247	221	4250	257		

INDEX TO TRAINS**NEW YORK – TRENTON**

Train No.	Page	Train No.	Page	Train No.	Page	Train No.	Page
3811	212	3831	223	3810	241	3832	259
3813	212	3833	226	3812	242	3834	260
3815	213	3835	225	3814	243	3838	261
3817	214	3837	227	3816	245	3840	264
3819	216	3839	228	3818	245	3842	266
3821	215	3841	230	3820	247	3844	240
3823	217	3845	232	3822	247	3846	258
3825	221	3847	232	3824	251	3850	264
3827	222	3849	234	3828	254	3858	262
3829	224	3851	237	3830	257	4202	249
4203	219	3853	214			4210	266
		4205	226				

NEW YORK – RAHWAY

Train No.	Page	Train No.	Page	Train No.	Page	Train No.	Page
3903	215	3917	221	3904	245	3922	252
3907	217	3919	221	3912	248	3924	253
3911	218	3921	222	3916	251	3926	255
3915	219			3918	252	3928	256

PRINCETON BRANCH

Train No.	Page	Train No.	Page	Train No.	Page	Train No.	Page
	272				273		

C.N.J.

Train No.	Page	Train No.	Page	Train No.	Page	Train No.	Page
5305	218	5357	221	5300	241	5354	244
5309	225	5365	231	5302	241	5358	249
5313	228	5367	234	5306	243	5362	253
5319	230	5371	239	5314	246	5366	258
5321	231	5381	217	5316	247	5380	243
5325	232	5387	227	5322	253	5384	255
5329	235	5391	237	5328	261	5386	259
5353	217			5350	242		

NEW YORK – LONG BRANCH

Train No.	Page	Train No.	Page	Train No.	Page	Train No.	Page
1101	212	1133	238	1104	243	1132	267
1103	213	1155	219	1108	245	1152	243
1107	222	1157	223	1110	245	1156	247
1111	227	1161	225	1112	245	1164	255
1115	229	1163	227	1118	248	1168	261
1117	229	1183	219	1120	251	1170	266
1123	231	1185	223	1124	256	1182	251
1127	233	1189	233	1126	258	1190	265
1131	236			1130	265	1192	267

NOTE — Applies on Pages 11 to 23 inclusive:

Rule 221-A in effect at all Train Order offices unless otherwise indicated.

B Indicates **Rule 221-B** in effect.

C Indicates **Rule 221-C** in effect.

K Indicates controlled by.

O Indicates automatic interlocking.

P Indicates in service part-time.

R Indicates remotely controlled from.

S Indicates control station at other than dispatcher's office.

X Indicates in service continuously.

★ Indicates Road radio channel 1.

◆ Indicates Road radio channel 2.

Holidays: New Years, Washington's Birthday, Memorial, Independence, Labor, Thanksgiving, Christmas Days.

MAIN LINE NEW YORK TO BUFFALO

Interlocking	Interlocking Station	Block Station & Train Order Office	STATIONS	Distance from New York	Capacity of Sidings Based on 50 Ft. Cars			
			(Hudson Division)		West	East	Both	Note
			NEW YORK (G.C.T.).....					
X			F R - A & B					
X	X		C	0.3				
X	X	X	A	0.4				1
X	P	P	B	0.4				1
X	X	X	U	0.7				1
X	P	P	NK	3.2				1
			125th ST.	4.2				
X	X	X	DB (Movable Bridge)	4.6				1
			138th ST.	5.0				
X	X	X-◆	MO (Harlem Branch)	5.4				
X			SK R - MO	6.5				
			HIGH BRIDGE	7.1				
			MORRIS HEIGHTS	8.1				
			UNIVERSITY HEIGHTS	8.7				
			BN - (Putnam Branch South).....	9.5				
			MARBLE HILL	9.7				
X			FH - R - DV	9.9				
			SPUYTEN DUYVIL.....	11.2			139	
X	X	X-C-◆	DV (W30th St. Branch).....	11.2				
			RIVERDALE	13.0				
			MOUNT ST. VINCENT	13.6				
			LUDLOW	14.4				
			YONKERS	15.2				
			GLENWOOD	16.3				
X			GD R - DV	16.3			482	
			GREYSTONE	17.9				
			HASTINGS-ON-HUDSON	19.5				
			DOBBS FERRY	20.8				
			ARDSLEY-ON-HUDSON	21.8				
			IRVINGTON	22.7				
X	P	P-◆	OW	24.7		55		
			TARRYTOWN	25.3				
X			PHILIPSE MANOR R - OW	26.5				
			SCARBOROUGH	29.5				
			OSSINING	30.9				

MAIN LINE NEW YORK TO BUFFALO

Interlocking	Interlocking Station	Block Station & Train Order Office	STATIONS	Distance from New York	Capacity of Sidings Based on 50 Ft. Cars			
			(Hudson Division)		West	East	Both	Note
X	P	P	CR	32.9				
X	X	X-4	HM	33.4	64			
			CROTON-HARMON	33.4				
X	X	X-4	CD	34.6		76		
			CROTON NO. STA	34.6				
X			OSCAWANA R-CD	36.4			175	
			CRUGERS	37.4				
			MONTROSE	38.8				
X			CP 40	40.8				
			PEEKSKILL	41.3				
			MANITOU	45.8				
X			CP 48	48.2				
			GARRISON	49.9				
			COLD SPRING	52.6				
X			CP 58	58.6				
			BEACON	59.0			264	
X			CP 61	61.4				
			CHELSEA	62.5				
X			NEW HAMBURG (Movable Bridge)	64.7				
			NEW HAMBURG	65.1				
X			CP 72	72.5				
			POUGHKEEPSIE	73.6			274	
X			CP 75	75.5				
			STAATSBURG	83.7				
			RHINECLIFF	89.2				
X			CP 89	89.8				
X			94-R-Train Disprs. Office	94.2				
			BARRYTOWN	94.6				
			GERMANTOWN	104.4				
			GERMANTOWN CROSSOVER	105.4				
			NORTH GERMANTOWN	106.1				
			HUDSON (Claverack Br.)	114.5		60		
X			123-R-Train Disprs. Off. (HRCR)	123.9				6
			STUYVESANT	124.3				
X			125-R-Train Disprs. Off. (HRCR)	125.6				6
			CP 126	126.5				
			CASTLETON-ON-HUDSON	134.3				
			DIV. POST (Syra. Div.) (N.E. Reg.)	140.5				
			ALBANY- Rensselaer (N.E. Reg.)	142.1				

NOTE:

Mileage conforms to MP. Actual distance between FH & DV is .7 of a mile.

The Direction from New York to Buffalo is Westward

STATIONS IN SERVICE PART TIME AS FOLLOWS

STATION	HOURS IN SERVICE
B	7:00 A.M. to 11:00 P.M. Daily
NK	7:00 A.M. to 4:00 P.M. Daily except Sat., Sun. & Hol.
OW	Continuously except Sat. and Sun. 12:01 A.M. to 3:15 P.M. Saturday 11:15 P.M. to 12:00 Mid Sunday
CR	Daily except Sat., Sun. and Holidays 6:00 A.M. to 2:00 P.M. 4:00 P.M. to 12:00 MID.
1	Block Station only
6	H.R.C.R.R. connects at this point.

MAIN LINE NEW YORK TO PHILADELPHIA

Interlocking	Interlocking Station	Block Station and Train Order Office	Block-Limit Station	STATIONS (New Jersey Division)	*Distance from New York	Sidings Assigned Direction Car Capacity 50 ft. Cars			
						West or North	East or South	Both	
X	X	X		HAROLD (L.I.R.R.)	3.7				
X	X	●-X-★		F	3.0				
X	X	X		JO	0.1				
X	X	X		C	0.1				
				NEW YORK (Penn. Sta.)	0.0				
X	X			KN	0.1				
X	X	X-★		A	0.2				
				N.Y. - N.J. STATE LINE	1.6				
				WEEHAWKENS SHAFT	1.8				
X	X	X-★		PORTAL (Movable Bridge)	6.0				
X	X	X-★		HUDSON	8.6				
				*Distance from Jersey City	*				
X	X	X-★		HUDSON	7.1				
				HARRISON	8.5				
X	X	X-★		DOCK (Movable Bridge)	8.8				
				NEWARK	9.0				
				SOUTH STREET (Newark)	10.0				
X	X	X-★		HUNTER	10.8				
X	X	X-★		LANE (Greenville Branch)	12.6				
				NORTH ELIZABETH	13.4				
				ELIZABETH	14.5				
X	X	X-★		ELMORA	15.0				
				SOUTH ELIZABETH	15.1				
				LINDEN	17.7				
				NORTH RAHWAY	19.2				
				RAHWAY	19.8				
X	X	X-★		UNION (P.A. & W. Branch)	20.0				
				COLONIA	21.9				
				ISELIN	23.0				
				METUCHEN	26.2				
X	X	X-★		LINCOLN	26.4				
X				EDISON R-Lincoln	29.3				
				NEW BRUNSWICK	31.7				
X	X	X-★		COUNTY	33.2				
				JERSEY AVENUE (Millstone Running Track)	33.4				
				ADAMS	35.9				
				DEANS	38.9				
				MONMOUTH JUNCTION	41.4				
X	X	X-★		MIDWAY (Jamesburg Branch)	41.6				
X	X	X-★		Nassau (Princeton Branch)	47.3				
				PRINCETON	47.4				
				DIV. POST (Phila. Div.)(E. Reg.)	54.0				
				MILLHAM	54.9				
				FAIR	56.8				
				TRENTON	57.1				

NOTE - The direction from Harold to Division Post (Phila. Div.) is westward.

● Against current of traffic only.

Radio Locations other than Block Stations.

★ New York Movement Office. Newark Area use Yard Channel 4.

MAIN LINE NATIONAL JCT. TO CP132

Interlocking	Interlocking Station	Block Station & Train Order Office	STATIONS	Distance from Weehawken	Capacity of Sidings Based on 50 Ft. Cars			
			(New Jersey Division)		West	East	Both	Note
X	NATIONAL JCT. CP 05.....	4.4	66
	HOBOKEN	3.2
	WILLOW AVE.	1.6
X	CP 04					
X	WEEHAWKEN CP 03				60	
	CP 02					
X	CP 1	1.3				
X	CP 5 (Movable Bridge)	5.8				
X	CP 7.....	7.6				
	TEANECK	9.0				
	BERGENFIELD	12.0			559	
	DUMONT	12.9				
X	CP 13	13.0				
	HARRINGTON PARK	16.0				
	N.J. - N.Y. STATE LINE	18.8				
	ORANGEBURG	20.5				
X	CP 22	22.9			159	
X	CP 24	24.4				
	VALLEY COTTAGE	26.4				
	CONGERS	28.5				
	HAVERSTRAW	32.2				
	WEST HAVERSTRAW	33.3				
X	CP 33	33.4				
X	CP 35	35.1			175	
	STONY POINT	35.1				
	TOMKINS COVE	36.7				
	IONA ISLAND	41.0				
	WEST POINT	47.3				
X	CP 53	53.6			215	
X	CP 55	55.7				
	NEWBURGH	56.2				
	ROSETON	58.0				
	MARLBOROUGH	64.6				
X	CP 66	67.0				
	MILTON	68.0			225	
X	CP 69	69.3				
	HIGHLAND	72.3				
	HERCULES	84.4				
X	CP 87	87.6				
	KINGSTON Walkill Valley Br.	89.6			258	
X	CP 90 Catskill Mt. Br.	90.5				
	MT. MARION	95.8				
	SAUGERTIES	99.0				
	MALDEN-ON-HUDSON	101.0				
X	CP 104	104.5				
	ALSEN	104.8			177	
X	CP 106	106.4				
	CATSKILL	110.0				
	WEST ATHENS	114.7				
X	CP 118	118.3				
	COXSACKIE	120.1			227	
X	CP 121	121.1				
	RAVENA	127.8				
	DIV. POST (Syr. Div.) (N. E. Reg.)	132.1				
	CP 132	132.5				

The direction from CP 03
to CP 132 is Westward.

The direction from CP 04
to National Jct. is Eastward.

HELL GATE LINE

Interlocking	Interlocking Station	Block Station & Train Order Office	Block Limit Station	STATIONS	Distance From New York (Penn. Sta.)	Capacity of Sidings Based on 50 Ft. Cars		
						West	East	Both
				(Hudson Division)				
				New York (Penn. Sta. N.J. Div.)	0.0			
X	X			HAROLD (L.I.R.R.)	3.7			
				DIVISION POST (Hudson Div.)	4.5			
				SUNNYSIDE JCT.	5.4			
X	X	X		MARKET (Oak Point Yd.)	10.0			
X	X	X		PELHAM BAY (Movable Bridge)	15.5			
				DIVISION POST (New Haven Div.)	15.8			
				SHELL (Shore Line New Haven Reg.)	18.9			

The direction from New York Penn. Station to Division Post
New Haven Division is Eastward

HARLEM BRANCH (Hudson Division)

Interlocking	Interlocking Station	Block Station & Train Order Office	STATIONS	Distance from New York	Capacity of Sidings Based on 50 Ft. Cars			
					West	East	Both	Note
X	X	X-4	MO (Main Line)	5.4				
			MELROSE (West Chester Ave. Yd.)	6.1				
			MORRISANIA	6.7				
			TREMONT	7.9				
			183rd ST.	8.5				
			FORDHAM	9.5				
			BOTANICAL GARDEN	9.9				
			WILLIAMS BRIDGE	10.5				
X	X	X-4	WOODLAWN (New Haven Region)	11.8				
			WAKEFIELD	12.6				
			MOUNT VERNON	13.2	64			
X			VO R-Woodlawn	13.2				
			FLEETWOOD	14.3				
			BRONXVILLE	15.3				
			TUCKAHOE	16.0				
X			CRESTWOOD R-Woodlawn	16.8				
			SCARSDALE	19.0				
			HARTSDALE	20.6				
			WHITE PLAINS	22.4				
X	X	X-4	NW	23.9				

HARLEM BRANCH

(Hudson Division)

Interlocking	Interlocking Station	Block Station & Train Order Office	STATIONS	Distance from New York	Capacity of Siding Based on 50 Ft. Cars			
					West	East	Both	Note
			WHITE PLAINS NO. STA.	23.9				
			VALHALLA	25.4				
			KENSICO CEMETERY	26.3				
			KEN	26.6				
			MOUNT PLEASANT	27.2				
			HAWTHORNE	28.2				
			THORNWOOD	29.3				
			PLEASE	29.6				
			PLEASANTVILLE	30.5	10			
			CHAPPAQUA	32.2		10		
			CHAP	32.7				
			MOUNT KISCO	36.6		53	22	
			KISS	37.4				
			BEDFORD HILLS	39.1				
			BED	39.5				
			KATONAH	41.1		24		
			KAT	41.2				
			GOLD	43.4				
			GOLDEN'S BRIDGE	43.5				
			PURDY'S	46.1				
			CROW	47.7				
			CROTON FALLS	47.7				
X	X	X-B-♦	BREWSTER	51.9				
			PUTNAM JCT.	52.3				
			PATTERSON	60.2				
		P-B	PAWLING	63.7			49	
			STATE HOSPITAL	69.1				
			WINGDALE	69.7				
		P-B	DOVER PLAINS	76.2			19	
			STATE SCHOOL	78.9				
			WASSAIC	81.3			40	
			AMENIA	84.6			18	
		P-B	MILLERTON	92.7			64	
			COPAKE FALLS	104.8				
			HILLSDALE	108.8				
			CRARYVILLE	111.7				
			PHILMONT	118.8			28	
			GHENT	124.8				
			DIV. POST (Spgfd. Div.) (N.E. Reg.)	125.0				
			CHATHAM	127.5				

The direction from MO to Chatham is Westward.
STATIONS IN SERVICE PART TIME AS FOLLOWS

STATIONS	HOURS IN SERVICE
PAWLING	5:20 A.M. to 1:20 P.M. Daily except Sat. and Sun. 2:00 P.M. to 10:00 P.M. Daily Sat. and Sun. 6:00 A.M. to 10:00 P.M. Saturday 2:00 P.M. to 10:00 P.M. Sunday
DOVER PLAINS	6:00 A.M. to 3:30 P.M. Daily except Sat. and Sun. 8:35 A.M. to 4:35 P.M. Saturday 10:45 A.M. to 12:45 P.M. Sunday
MILLERTON	8:00 A.M. to 5:00 P.M. Daily except Sat. and Sun.

HUDSON RIVER CONNECTING RAILROAD

(Hudson Division)

Interlocking	Interlocking Station	Block Station & Train Order Office	STATIONS	Distance from 123 and 125	Capacity of Sidings Based on 50 Ft. Cars			
					West	East	Both	Note
X	123 (R-Train Disprs. Office)
X	125 (R-Train Disprs. Office)	2.6
.....	CP 3	3.1
.....	DIV. POST (Syra. Div.) (N.E. Reg.)	8.4
.....	SM	8.5

The direction from 123 and 125 to SM is Westward.

WEST 30TH STREET BRANCH

(Hudson Division)

Interlocking	Interlocking Station	Block Station & Train Order Office	STATIONS	Distance from DV	Capacity of Sidings Based on 50 Ft. Cars			
					West	East	Both	Note
X	X	X-C-→	DV (Movable Bridge)
.....	130th ST.	4.8
.....	RS	6.1
.....	X	DO	7.7	3
.....	37th ST.	11.7
.....	30th ST.	12.1

The direction from DV to RS is Eastward

Note 3: 221C for Westward Trains.

BAY RIDGE BRANCH

(Hudson Division)

Interlocking	Interlocking Station	Block Sta. & Train Order Off.	Block Limit Station	STATIONS	Distance From Bay Ridge	Capacity of Sidings Based on 50 Ft. Cars		
						West	East	Both
.....	BAYRIDGE (L.I.R.R.)	0.0
X	X	X	FREMONT (L.I.R.R.)	B11.3
.....	DIV. POST (Hdsn. Div.) (N.Y. Reg.)	B11.4
.....	SUNNYSIDE JCT.	B15.7
.....	SUNNYSIDE JCT.	*
X	X	X	OAK (Harlem River Yd.)	5.4
X	X	X	MARKET	9.2
X	X	X	MARKET	10.0
X	X	X	PELHAM BAY (Movable Bridge)	15.5
.....	DIVISION POST (New Haven Div.) (N.H. Reg.)	15.8
.....	SHELL (Shore Line New Haven Reg.)	18.9

* Distance from N.Y. Penn. Station

At Sunnyside Jct. the mileage between MP B15.7 and MP 5.4 is 0.0

The direction from Bay Ridge to Division Post (New Haven Div.) is Eastward

PUTNAM BRANCH SOUTH

(Hudson Division)

Interlocking	Interlocking Station	Block Station & Train Order Office	STATIONS	Distance from BN	Capacity of Sidings Based on 50 Ft. Cars			
					West	East	Both	Note
.....	BN
.....	KINGS BRIDGE	0.5
.....	DUNWOODIE	4.8
.....	BRYN MAWR PARK	6.2
.....	NEPPERHAN	7.3
.....	GRAY OAKS	8.0
.....	NEPERA PARK	8.7
.....	MOUNT HOPE	9.7
.....	CHAUNCEY	10.6
.....	ARDSLEY	11.4
.....	ELMSFORD	14.9
.....	EASTVIEW	17.1

The direction from BN to
Eastview is Westward.

CLAVERACK BRANCH

(Hudson Division)

Interlocking	Interlocking Station	Block Station & Train Order Office	STATIONS	Distance from Hudson	Capacity of Sidings Based on 50 Ft. Cars			
					West	East	Both	Note
.....	HUDSON
.....	HUDSON UPPER	1.2
.....	CLAVERACK	4.2

The direction from Hudson to
Claverack is Westward.

HAROLD-Q-F-R SECONDARY TRACKS

(New Jersey Division)

Interlocking	Interlocking Station	Block Station and Train Order Office	Block-Limit Station	STATIONS	Distance from F	Sidings Assigned Direction. Car Capacity 50 ft. Cars		
						East or North	West or South	Both
X	X	HAROLD (L.I.R.R.)	0.7
X	X	*	Q	0.3
X	X	*	F	0.0
X	X	*	R (via loop)	1.3
X	X	*	Q (via loop and SS Yard)	1.8
X	X	*	F (via loop, SS Yard and Sub. Tracks)	2.1

The direction from Harold to Q is westward.

The direction from F to R (via loop) is eastward.

The direction from R to F (via SS yd. and Sub. Tracks) is westward.

STATIONS IN SERVICE PART TIME AS FOLLOWS

Station	Hours in Service
R	7.00 AM to 11.00 PM DAILY

AMBOY SECONDARY TRACK

(New Jersey Division)

Interlocking	Interlocking Station	Block Station and Train Order Office	Block-Limit Station	STATIONS	Distance from So. Amboy Jct.	Sidings Assigned Direction. Car Capacity 50 ft. Cars		
						East or North	West or South	Both
X	X	X*	SA (N.Y. & L.B.R.R.)	0.0
....	SO. AMBOY JUNCTION	0.0
....	CQ	0.2
....	DEEP CUT	1.8
....	EAST END	4.9
....	BROWN	5.9
....	X	OB	7.1
....	OLD BRIDGE	7.2
....	SPOTSWOOD	9.4
....	HELMETTA	11.6
....	X	GO	11.7
....	JAMESBURG	13.4	170
....	X	JG	13.6

The direction from SA to JG is westward.

●Block signal governing westward movement at JG, remote controlled from Midway.

●Block signal governing eastward movement at JG, remote controlled from SA.

FREEHOLD SECONDARY TRACK

(New Jersey Division)

Interlocking	Interlocking Station	Block Station and Train Order Office	Block-Limit Station	STATIONS	Distance from Midway	Sidings Assigned Direction. Car Capacity 50 ft. Cars		
						East or North	West or South	Both
....	CONN. AMBOY SEC. TRACK.....	5.5
....	JAMESBURG	5.6
....	ENGLISHTOWN.....	12.4
....	X	NG..... K-SA	12.5
....	TENNENT	13.6
....	FREEHOLD.....	17.1
....	X	HW..... K-SA	20.0
....	FARMINGDALE (End of Block)....	24.4

The direction from Midway
to End of Block is eastward

HIGHTSTOWN SECONDARY TRACK

(New Jersey Division)

Interlocking	Interlocking Station	Block Station and Train Order Office	Block-Limit Station	STATIONS	Distance from Conn. Amboy Sec. Track	Sidings Assigned Direction. Car Capacity 50 ft. Cars		
						East or North	West or South	Both
...	CONN. AMBOY SEC. TRACK.....	0.0
...	PROSPECT PLAINS	2.5
...	CRANBURY	4.1	10
...	HIGHTSTOWN	7.1
...	X	K K-SA	8.0	55
...	END OF BLOCK.....	8.3

The direction from Conn. Amboy
Sec. Trk. to End of Block
(west of K) is westward.

JAMESBURG BRANCH

(New Jersey Division)

Interlocking	Interlocking Station	Block Station and Train Order Office	Block-Limit Station	STATIONS	Distance from Midway	Sidings Assigned Direction. Car Capacity 50 ft. Cars		
						East or North	West or South	Both
....	X	JG R { SA● MIDWAY● }	5.6			
....	DAYTON.....	2.3
....	MONMOUTH JCT	0.2
X	X	X-★	MIDWAY	0.0

The direction from JG to Midway is
westward.

- Block signal governing westward movement at JG, remote controlled from Midway.
- Block signal governing eastward movement at JG, remote controlled from SA.

PRINCETON BRANCH

(New Jersey Division)

Interlocking	Interlocking Station	Block Station and Train Order Office	Block-Limit Station	STATIONS	Distance from Nassau	Sidings Assigned Direction. Car Capacity 50 ft. Cars		
						East or North	West or South	Both
X	X	X-★		NASSAU	0.0			
				PRINCETON	0.1			
				PENNS NECK	1.4			
			X	KS K-Nassau	2.7			
				PRINCETON UNIVERSITY	2.8			

The direction from Nassau to KS is northward.

PASSAIC AND HARSIMUS BRANCH

(New Jersey Division)

Interlocking	Interlocking Station	Block Station and Train Order Office	Block-Limit Station	STATIONS	Distance from Waldo	Sidings Assigned Direction. Car Capacity 50 ft. Cars		
						East or North	West or South	Both
				HARSIMUS COVE YARD				
X	X	X-★		WALDO	0.0			
X	X	X-★		HACK (Movable Bridge)	1.4			
				MEADOWS YARD				
X	X	X-★		KARNY (Movable Bridge)	3.3			
		X		WA-5	7.7			
		X		WA-3	8.1			

The direction from Harsimus Cove to WA-3 is westward.

GREENVILLE BRANCH

(New Jersey Division)

Interlocking	Interlocking Station	Block Station and Train Order Office	Block-Limit Station	STATIONS	Distance from Bay	Sidings Assigned Direction. Car Capacity 50 ft. Cars		
						East or North	West or South	Both
				GREENVILLE YARD				
X	X	X-★		BAY (Movable Bridge)	0.0			
X	X	X-★		CY (C.R.R.N.J. Crossing)	1.6			
		P		WA-2	3.5			
		X		WA-3	4.2			
				WAVERLY YARD				
		X		WA-6	5.3			
X	X	X-★		LANE	5.4			

The direction from Greenville Yard to Lane is westward.

Interlocking, Block and Block-Limit Stations in service part-time as follows:

Station	Hours in Service
WA-2	7.00 A.M. to 11.00 P.M., Daily except Sunday, and Holidays.

PERTH AMBOY AND WOODBRIDGE BRANCH

(New Jersey Division)

Interlocking	Interlocking Station	Block Station and Train Order Office	Block-Limit Station	STATIONS	Distance from Union	Sidings Assigned Direction. Car Capacity 50 ft. Cars			
						East or North	West or South	Both	
X	X	X→		UNION	0.0	
...	AVENEL	2.0	
...	EDGAR	2.7	
...	WOODBIDGE	3.5	
...	GENASCO	4.5	
X	X	X→		WC (C.R.R.N.J.)	5.8	
...	PERTH AMBOY	5.9	
X	X	X→		SA (N.Y. & L.B.R.R.)	8.1	
...	SO. AMBOY JCT. (Amboy Sec.) ..	8.1	

The direction from Union to WC is westward.

CATSKILL MOUNTAIN BRANCH

(New Jersey Division)

Interlocking	Interlocking Station	Block Station & Train Order Office	STATIONS	Distance from Kingston Point	Capacity of Sidings Based on 50 Ft. Cars			
					West	East	Both	Note
...	KINGSTON POINT
...	KINGSTON YARD	2.9
...	WEST HURLEY	10.2
...	MT. PLEASANT	24.9
...	PHOENICIA	27.6
...	BIG INDIAN	36.4
...	GRAND HOTEL	41.5	13	...
...	FLEISCHMANN'S	44.2
...	ARKVILLE	48.2	15	...
...	ROXBURY	59.1	22	...
...	GRAND GORGE	65.5	17	...
...	STAMFORD	74.0	7	...
...	HOBART	77.5	19	...
...	SOUTH KORTRIGHT	81.6	11	...
...	BLOOMVILLE	86.3

The direction from Kingston Point to Bloomville is Westward.

WALLKILL VALLEY BRANCH
(New Jersey Division)

Interlocking	Interlocking Station	Block Station & Train Order Office	STATIONS	Distance from Kingston	Capacity of Sidings Based on 50 Ft. Cars			
					West	East	Both	Note
.....	KINGSTON
.....	ROSENDALE	8.1
.....	NEW PALTZ	14.9	17
.....	GARDINER.....	20.7	21
.....	WALLKILL.....	26.1
.....	WALDEN.....	29.3	15
.....	MONTGOMERY	33.0

The direction from Kingston to
Montgomery is Eastward.

GRAND CENTRAL TERMINAL TO WHITE PLAINS NORTH STATION AND CROTON NORTH STATION

24

STATIONS	FIRST CLASS				
	●971 Daily Ex. Sun & Mon.	●9047 Sun. & Monday Only	●787 Daily Ex. Sun. & Mon.	●8339 Sun. & Monday Only	
LEAVE	A.M.	A.M.	A.M.	A.M.	
G.C.T. { UPPER LEVEL	S *12.16	S 12.16	S 12.20	S 12.21
{ LOWER LEVEL
125th STREET.....	S 12.28	C 12.28	S 12.30	C 12.31
138th STREET.....
MOTT HAVEN JCT. (MO) ..	12.31	12.31	*12.33	*12.33
MELROSE
MORRISANIA
TREMONT.....	H A R L E M B R A N C H	MU	MU
183rd STREET.....		RDC	RDC	MU
FORDHAM.....		MU
BOTANICAL GARDEN.....	
WILLIAMS BRIDGE.....
WOODLAWN	12.39	12.39
WAKEFIELD.....
MOUNT VERNON	12.41	12.41
FLEETWOOD.....
BRONXVILLE
TUCKAHOE
CRESTWOOD	12.45	12.45
SCARSDALE
HARTSDALE
WHITE PLAINS.....	S 12.53	S 12.53
WHITE PLAINS NO.STA.....	X 12.57	X 12.57
		1.01	1.01
HIGH BRIDGE	B 12.36
MORRIS HEIGHTS.....	B 12.38
UNIVERSITY HEIGHTS.....	B 12.40
MARBLE HILL	S 12.42	S 12.39
SPUYTEN DUYVIL	S *12.44	*12.41
RIVERDALE	B 12.46
MOUNT ST. VINCENT
LUDLOW.....	S 12.49	S 12.45
YONKERS	S 12.52	S 12.48
GLENWOOD	S 12.54	S 12.50
GREYSTONE	B 12.56
HASTINGS-ON-HUDSON....	S 12.59	S 12.54
DOBBS FERRY	S 1.01	S 12.56
ARDSLEY-ON-HUDSON	S 1.04
IRVINGTON	S 1.06	S 1.01
OW	1.09	1.04
TARRYTOWN.....	S 1.10	S 1.05
PHILIPSE MANOR.....	S 1.13
SCARBOROUGH	S 1.17	S 1.11
OSSINING	S 1.21	S 1.14
CROTON-HARMON	S 1.28	S 1.19
CROTON NO. STA.....	1.35	1.24
ARRIVE	A.M.	A.M.	A.M.	A.M.	
	Will Not Run Nov. 28 Dec. 26 Jan. 2 Feb. 24	Will Run Nov. 28 Dec. 26 Jan. 2 Feb. 24	Will Not Run Nov. 28 Dec. 26 Jan. 2 Feb. 24	Will Run Nov. 28 Dec. 26 Jan. 2 Feb. 24	

WESTWARD

25

FIRST CLASS							
	●8839 Sun. & Monday Only	●825 Daily Ex. Sun. & Mon.	●Y318 Sat. & Sunday Only	●611 Daily Ex. Sun. & Mon.	●901 Daily Ex. Sun. & Mon.	●9549 Sun. & Monday Only	●9049 Sun. & Monday Only
	A.M.	A.M.	A.M.	A.M.	A.M.	A.M.	A.M.
			S *12.26	S *1.01		S *1.01	
			C 12.36	C 1.11		C 1.11	
			*12.38	*1.13		*1.13	
				S 1.14		S 1.14	
				S 1.15			
				S 1.17		S 1.17	
	RDC	RDC	MU	MU	RDC	MU	RDC
				S 1.20		S 1.20	
				S 1.22		S 1.22	
				S 1.24		S 1.24	
			12.46	S 1.27		S 1.27	
				S 1.28			
				S 1.30		S 1.30	
				S 1.33		S 1.33	
				S 1.36		S 1.36	
				S 1.38		S 1.38	
				S 1.40		S 1.40	
				S 1.44		S 1.44	
				S 1.47		S 1.47	
				S 1.51		S 1.51	
				CC 1.57	X 1.58	CC 1.57	X 1.58
	S 1.21 1.24	S 1.31 1.34					
	A.M.	A.M.	A.M.	A.M.	A.M.	A.M.	A.M.
	Will Not Run Nov. 28 Dec. 26 Jan. 2 Feb. 24	Will Not Run Nov. 28 Dec. 26 Jan. 2 Feb. 24		Will Not Run Nov. 28 Dec. 26 Jan. 2 Feb. 24	Will Not Run Nov. 28 Dec. 26 Jan. 2 Feb. 24	Will Run Nov. 28 Dec. 26 Jan. 2 Feb. 24	Will Run Nov. 28 Dec. 26 Jan. 2 Feb. 24

GRAND CENTRAL TERMINAL TO WHITE PLAINS NORTH STATION
AND CROTON NORTH STATION

26

STATIONS	FIRST CLASS				
	●Y200 Daily Ex. Sat. & Sun.	●8773 Sun. & Monday Only	●789 Daily Ex. Sun. & Mon.	●Y300 Sat. & Sunday Only	
LEAVE	A.M.	A.M.	A.M.	A.M.	
G.C.T. { UPPER LEVEL	S 1.15	S 1.21	S 1.21	S 1.36
{ LOWER LEVEL				
125th STREET.....	C 1.25	C 1.31	S 1.31	C 1.46
138th STREET.....				
MOTT HAVEN JCT. (MO)..	1.27	1.33	1.33	1.48
MELROSE.....				
MORRISANIA.....				
TREMONT.....	H			
183rd STREET.....	A	MU	MU	MU
FORDHAM.....	R			
BOTANICAL GARDEN.....	L			
WILLIAMS BRIDGE.....	E			
WOODLAWN.....	M	1.35		1.56
WAKEFIELD.....				
MOUNT VERNON.....				
FLEETWOOD.....	B			
BRONXVILLE.....	R			
TUCKAHOE.....	A			
CRESTWOOD.....				
SCARSDALE.....	N			
HARTSDALE.....	C			
WHITE PLAINS.....	H			
WHITE PLAINS NO.STA.				
HIGH BRIDGE.....				
MORRIS HEIGHTS.....				
UNIVERSITY HEIGHTS.....				
MARBLE HILL.....		S 1.39	S 1.39	
SPUYTEN DUYVIL.....		1.41	1.41	
RIVERDALE.....				
MOUNT ST. VINCENT.....				
LUDLOW.....		S 1.45	S 1.46	
YONKERS.....		S 1.48	S 1.49	
GLENWOOD.....		S 1.50	S 1.51	
GREYSTONE.....				
HASTINGS-ON-HUDSON....		S 1.54	S 1.55	
DOBBS FERRY.....		S 1.56	S 1.57	
ARDSLEY-ON-HUDSON....		FF 1.59	S 2.00	
IRVINGTON.....		S 2.01	S 2.03	
OW.....		2.04	2.07	
TARRYTOWN.....		S 2.05	S 2.08	
PHILIPSE MANOR.....		FF 2.09		
SCARBOROUGH.....		S 2.11	S 2.14	
OSSINING.....		S 2.14	S 2.18	
CROTON-HARMON.....		S 2.19	S 2.23	
CROTON NO. STA.....		2.24	S 2.28	
ARRIVE	A.M.	A.M.	A.M.	A.M.	
		Will Run Nov. 28 Dec. 26 Jan. 2 Feb. 24	Will Not Run Nov. 28 Dec. 26 Jan. 2 Feb. 24		

WESTWARD

27

[illegible]

GRAND CENTRAL TERMINAL TO WHITE PLAINS NORTH STATION
AND CROTON NORTH STATION

28

STATIONS	FIRST CLASS				
	†●Y360 Daily Ex. Sun.	†●685 Daily Ex. Sun. & Mon.	●9501 Sun. & Monday Only	†359 Daily Ex. Sat. & Sun.	
				Dead Head	
LEAVE	A.M.	A.M.	A.M.	A.M.	
G.C.T. { UPPER LEVEL	S 4.26	S *5.00	S *5.00		
{ LOWER LEVEL					
125th STREET.....	C 4.36				
138th STREET.....					
MOTT HAVEN JCT. (MO)...	4.38	*5.12	*5.12		
MELROSE	H A R L E M				
MORRISANIA					
TREMONT.....					
183rd STREET.....		MU	MU	RDC	
FORDHAM.....	B R A N	FF 5.15	FF 5.15		
BOTANICAL GARDEN.....					
WILLIAMS BRIDGE.....					
WOODLAWN		4.46 5.20	5.20		
WAKEFIELD.....	C H				
MOUNT VERNON		FF 5.22	FF 5.22		
FLEETWOOD.....		FF 5.24	FF 5.24		
BRONXVILLE		FF 5.26	FF 5.26		
TUCKAHOE.....	N C H	FF 5.28	FF 5.28		
CRESTWOOD		FF 5.30	FF 5.30		
SCARSDALE		FF 5.33	FF 5.33		
HARTSDALE		FF 5.35	FF 5.35		
WHITE PLAINS.....		FF 5.37	FF 5.37		
WHITE PLAINS NO.STA.		S 5.45	S 5.45		
HIGH BRIDGE					
MORRIS HEIGHTS.....					
UNIVERSITY HEIGHTS.....				MAKE NO.	
MARBLE HILL				860	
SPUYTEN DUYVIL					
RIVERDALE					
MOUNT ST. VINCENT					
LUDLOW.....					
YONKERS					
GLENWOOD					
GREYSTONE					
HASTINGS-ON-HUDSON....					
DOBBS FERRY					
ARDSLEY-ON-HUDSON					
IRVINGTON					
OW					
TARRYTOWN.....					
PHILIPSE MANOR.....					
SCARBOROUGH					
OSSINING					
CROTON-HARMON				5.40	
CROTON NO. STA.....				5.43	
ARRIVE	A.M.	A.M.	A.M.	A.M.	
		Will Not Run Nov. 28 Dec. 26 Jan. 2 Feb. 24	Will Run Nov. 28 Dec. 26 Jan. 2 Feb. 24		

WESTWARD

29

FIRST CLASS							
	‡365 Daily Ex. Sat. & Sun.	●5 Daily	‡●701 Daily Ex. Sat. & Sun.	‡●801 Daily Ex. Sat. & Sun.	1 Daily	‡●Y204 Daily Ex. Sat. & Sun.	‡●903 Daily Ex. Sat. & Sun.
	Dead Head	Mail & Express			Mail		
	A.M.	A.M.	A.M.	A.M.	A.M.	A.M.	A.M.
.....			S 5.21	E 5.25	S *5.34	S *5.46
.....			C 5.31		C 5.44	C 5.56
.....			*5.33	5.36	*5.46	*5.58
.....							
.....							
.....	RDC		MU	RDC		MU	
.....							S 6.03
.....							
.....						5.55	6.07
.....							S 6.10
.....							
.....							6.15
.....							
.....							S 6.23
.....							X 6.27
.....							6.31
.....							
.....	MAKE NO. 862		S 5.39				
.....		5.38	*5.40		5.43		
.....							
.....			S 5.45				
.....			S 5.47				
.....		5.46	FF 5.49		5.51		
.....			S 5.53				
.....			FF 5.55				
.....			S 5.59				
.....		5.54	6.02		S 5.59		
.....			S 6.03				
.....							
.....			S 6.10				
.....		6.05			E 6.10		
.....	6.04	# 6.25	S 6.15	S 6.17			
.....	6.07	6.29	6.20	6.20			
	A.M.	A.M.	A.M.	A.M.	A.M.	A.M.	A.M.

GRAND CENTRAL TERMINAL TO WHITE PLAINS NORTH STATION
AND CROTON NORTH STATION

30

STATIONS	FIRST CLASS				
	● Y600 Saturday Only	†● Y362 Daily Ex. Sat & Sun.	● 9503 Sat. & Sunday Only	† 329 Daily Ex. Sat. & Sun.	
				Dead Head	
LEAVE	A.M.	A.M.	A.M.	A.M.	
G.C.T. { UPPER LEVEL	S *5.51	S *6.00	S 6.01
{ LOWER LEVEL
125th STREET.....	C 6.01	C 6.10	C 6.11
138th STREET.....
MOTT HAVEN JCT. (MO) ..	*6.03	*6.12	*6.13
MELROSE.....
MORRISANIA.....
TREMONT.....
183rd STREET.....	MU
FORDHAM.....	S 6.18
BOTANICAL GARDEN.....
WILLIAMS BRIDGE.....	S 6.20
WOODLAWN.....	6.12	6.21	S 6.23
WAKEFIELD.....
MOUNT VERNON.....	S 6.26
FLEETWOOD.....	S 6.29
BRONXVILLE.....	S 6.32
TUCKAHOE.....	S 6.34
CRESTWOOD.....	S 6.36
SCARSDALE.....	S 6.40
HARTSDALE.....	S 6.43
WHITE PLAINS.....	S 6.46
WHITE PLAINS NO.STA.....	S 6.50	6.35
HIGH BRIDGE.....
MORRIS HEIGHTS.....
UNIVERSITY HEIGHTS.....	MAKE
MARBLE HILL.....	NO.
SPUYTEN DUYVIL.....	914
RIVERDALE.....
MOUNT ST. VINCENT.....
LUDLOW.....
YONKERS.....
GLENWOOD.....
GREYSTONE.....
HASTINGS-ON-HUDSON.....
DOBBS FERRY.....
ARDSLEY-ON-HUDSON.....
IRVINGTON.....
OW.....
TARRYTOWN.....
PHILIPSE MANOR.....
SCARBOROUGH.....
OSSINING.....
CROTON-HARMON.....
CROTON NO. STA.....
ARRIVE	A.M.	A.M.	A.M.	A.M.	
	Will Run Nov. 27 Dec. 25 Jan. 1 Feb. 23		Will Run Nov. 27 Dec. 25 Jan. 1 Feb. 23		

WESTWARD

31

FIRST CLASS							
	‡367 Daily Ex. Sat. & Sun.	●9003 Saturday Only	‡●503 Daily Ex. Sat. & Sun.	‡●705 Daily Ex. Sat. & Sun.	●8701 Sat. & Sunday Only	‡351 Daily Ex. Sat. & Sun.	‡303 Daily Ex. Sat. & Sun.
	Dead Head					Dead Head	Dead Head
	A.M.	A.M.	A.M.	A.M.	A.M.	A.M.	A.M.
.....	S 6.16	S *6.16	S 6.21	S 6.21	6.25	6.28
.....	C 6.26	S 6.26	S 6.31	S 6.31
.....	S 6.27	S 6.32
.....	6.28	*6.28	*6.33	*6.33	6.37	6.40
.....	S 6.29
.....	S 6.31
.....	S 6.33
.....	RDC	MU	MU	MU	MU	MU
.....	S 6.36
.....	S 6.38
.....	S 6.40
.....	6.36	S 6.43	6.48
.....	S 6.44
.....	6.38	S 6.46	6.50
.....	S 6.48
.....	S 6.50
.....	S 6.52
.....	6.42	S 6.54
.....	S 6.58
.....	MAKE	S 7.01	MAKE	MAKE	MAKE
.....	NO.	S 6.50	S 7.05	NO.	NO.	NO.
.....	864	X 6.54	720	708	510
.....	6.58	S 7.09
.....	FF 6.35	FF 6.35
.....	FF 6.37	FF 6.37
.....	S 6.39	S 6.39
.....	S 6.42	S 6.41
.....	S *6.44	S *6.43	6.45
.....	FF 6.46	FF 6.46
.....	S 6.49	S 6.49
.....	S 6.52	S 6.52
.....	FF 6.54	S 6.54	6.55
.....	FF 6.56
.....	S 6.58	S 6.58
.....	S 7.01	S 7.01
.....	FF 7.03
.....	S 7.06	S 7.06
.....	7.10	7.09
.....	S 7.11	S 7.10
.....	S 7.15
.....	S 7.18
.....	7.03	S 7.23
.....	7.06	7.28
.....	A.M.	A.M.	A.M.	A.M.	A.M.	A.M.	A.M.
		Will Run Feb. 23			Will Run Nov. 27 Dec. 25 Jan. 1 Feb. 23		

GRAND CENTRAL TERMINAL TO WHITE PLAINS NORTH STATION
AND CROTON NORTH STATION

32

STATIONS	FIRST CLASS				
	‡●Y206 Daily Ex. Sat. & Sun.	‡353 Daily Ex. Sat. & Sun.	‡363 Daily Ex. Sat. & Sun.	‡●707 Daily Ex. Sat. & Sun.	
		Dead Head	Dead Head		
LEAVE	A.M.	A.M.	A.M.	A.M.	
G.C.T. { UPPER LEVEL	S °6.31	6.46	S 6.51
{ LOWER LEVEL
125th STREET.....	C 6.41	C 7.01
138th STREET.....
MOTT HAVEN JCT. (MO)..	°6.43	6.58	°7.03
MELROSE.....	H A R L E M B R A N C H
MORRISANIA.....	
TREMONT.....	
183rd STREET.....		MU	MU	RDC	MU
FORDHAM.....	
BOTANICAL GARDEN.....	
WILLIAMS BRIDGE.....	
WOODLAWN.....		6.52
WAKEFIELD.....	
MOUNT VERNON.....	
FLEETWOOD.....	B R A N C H
BRONXVILLE.....	
TUCKAHOE.....	
CRESTWOOD.....	
SCARSDALE.....	
HARTSDALE.....		MAKE NO.	MAKE NO.
WHITE PLAINS.....		712	868
WHITE PLAINS NO.STA.	
HIGH BRIDGE.....	
MORRIS HEIGHTS.....	
UNIVERSITY HEIGHTS.....	
MARBLE HILL.....		S 7.09
SPUYTEN DUYVIL.....		7.06	°7.12
RIVERDALE.....	B R A N C H
MOUNT ST. VINCENT.....	
LUDLOW.....	
YONKERS.....		S 7.18
GLENWOOD.....		7.16
GREYSTONE.....	
HASTINGS-ON-HUDSON....	
DOBBS FERRY.....	
ARDSLEY-ON-HUDSON....	
IRVINGTON.....	
OW.....	B R A N C H	7.27
TARRYTOWN.....		S 7.28
PHILIPSE MANOR.....	
SCARBOROUGH.....	
OSSINING.....		S 7.35
CROTON-HARMON.....		7.26	S 7.40
CROTON NO. STA.....		7.29	7.46
ARRIVE	A.M.	A.M.	A.M.	A.M.	

WESTWARD

33

[illegible]

GRAND CENTRAL TERMINAL TO WHITE PLAINS NORTH STATION AND CROTON NORTH STATION

34

STATIONS	FIRST CLASS				
	†0449	†381	†0709	†0809	
	Daily Ex. Sat. & Sun.	Daily Ex. Sat. & Sun.	Daily Ex. Sat. & Sun.	Daily Ex. Sat. & Sun.	
		Dead Head			
LEAVE	A.M.	A.M.	A.M.	A.M.	
G.C.T. { UPPER LEVEL	S 7.00	S 7.21
{ LOWER LEVEL
125th STREET.....	C 7.10	C 7.31
138th STREET.....	C 7.12
MOTT HAVEN JCT. (MO) ..	*7.13	7.33
MELROSE
MORRISANIA
TREMONT.....	H
183rd STREET.....	A	MU	RDC	MU	RDC
FORDHAM.....	R
BOTANICAL GARDEN.....	L
WILLIAMS BRIDGE.....	E
WOODLAWN	M
WAKEFIELD.....
MOUNT VERNON
FLEETWOOD.....	B
BRONXVILLE	R
TUCKAHOE.....	A
CRESTWOOD	N
SCARSDALE
HARTSDALE.....	C	MAKE	MAKE	MAKE
WHITE PLAINS	H	NO.	NO.	NO.
WHITE PLAINS NO. STA.	728	850	730
HIGH BRIDGE	FF 7.15
MORRIS HEIGHTS.....	FF 7.17
UNIVERSITY HEIGHTS.....	S 7.20
MARBLE HILL,	S 7.23
SPUYTEN DUYVIL	S *7.26	*7.42
RIVERDALE	FF 7.28
MOUNT ST. VINCENT
LUDLOW.....	B 7.32	S 7.44
YONKERS	S 7.35	S 7.47
GLENWOOD	S 7.38	S 7.50
GREYSTONE	FF 7.52
HASTINGS-ON-HUDSON....	S 7.54
DOBBS FERRY	S 7.57
ARDSLEY-ON-HUDSON	S 7.59
IRVINGTON	S 8.02
OW	7.47	8.05
TARRYTOWN.....	S 8.07	S *8.10
PHILIPSE MANOR.....
SCARBOROUGH	S 8.16
OSSINING	S 8.19
CROTON-HARMON	8.05	S 8.27
CROTON NO. STA.....	8.08	B 8.30
ARRIVE	A.M.	A.M.	A.M.	A.M.	

WESTWARD

35

FIRST CLASS							
	●8705 Sat. & Sunday Only	†●509 T-11 Daily Ex. Sat. & Sun.	†Y1200 Daily Ex. Sat. & Sun.	†301 Daily Ex. Sat. & Sun.	●Y2 Daily	●Y210 Daily Ex. Sun.	†●511 Daily Ex. Sat. & Sun.
			Dead Head	Dead Head			
	A.M.	A.M.	A.M.	A.M.	A.M.	A.M.	A.M.
.....	S 7.21	S 7.23	7.25	7.25	S 7.31	S 7.33	S 7.36
.....	S 7.31	S 7.33	C 7.41	C 7.43	C 7.46
.....	S 7.32	S 7.34
.....	*7.33	*7.35	7.38	7.41	7.43	7.45	7.48
.....	S 7.37
.....	S 7.39
.....	S 7.41
.....	MU	S 7.42	MU	MU	MU
.....	S 7.44
.....	S 7.46
.....	S 7.48
.....	S 7.51	7.46	7.49	7.52	7.54	7.57
.....	S 7.53
.....	S 7.56	7.51	S 7.59
.....	8.05	S 8.01
.....	MU	S 8.04
.....	S 8.06
.....	7.56	S 8.08
.....	S 8.12
.....	MAKE NO. 528	S 8.15
.....	8.05	S 8.19
.....	8.09	S 8.23
.....	FF 7.35
.....	FF 7.37
.....	S 7.39
.....	S 7.41
.....	S *7.43
.....	FF 7.45
.....	FF 7.47
.....	S 7.49
.....	S 7.52
.....	S 7.54
.....	FF 7.56
.....	S 7.58
.....	S 8.01
.....	FF 8.03
.....	S 8.06
.....	8.09
.....	S 8.10
.....	FF 8.12
.....	S 8.15
.....	S 8.18
.....
.....	S 8.23
.....	S 8.28
	A.M.	A.M.	A.M.	A.M.	A.M.	A.M.	A.M.
.....	Will Run Nov. 27 Dec. 25 Jan. 1 Feb. 23						

GRAND CENTRAL TERMINAL TO WHITE PLAINS NORTH STATION AND CROTON NORTH STATION

36

STATIONS	FIRST CLASS				
	‡357	‡309	‡●613	●9607	
	Daily Ex. Sat. & Sun.	Daily Ex. Sat. & Sun.	Daily Ex. Sat. & Sun.	Sat. & Sunday Only	
	Dead Head	Dead Head			
LEAVE	A.M.	A.M.	A.M.	A.M.	
G.C.T. { UPPER LEVEL	7.38	7.42	S 7.46
{ LOWER LEVEL	S 7.44
125th STREET.....	C 7.54	S 7.56
138th STREET.....	C 7.55	S 7.57
MOTT HAVEN JCT. (MO)..	7.50	7.54	*7.56	*7.58
MELROSE.....	S 7.57	S 7.59
MORRISANIA.....	S 7.59	S 8.00
TREMONT.....	S 8.02	S 8.02
183rd STREET.....	MU	MU	MU	MU
FORDHAM.....	S 8.05	S 8.05
BOTANICAL GARDEN.....	S 8.07
WILLIAMS BRIDGE.....	S 8.09	S 8.10
WOODLAWN.....	8.02	S 8.12	S 8.13
WAKEFIELD.....
MOUNT VERNON.....	8.05	S 8.15	S 8.16
FLEETWOOD.....	S 8.18
BRONXVILLE.....	S 8.21
TUCKAHOE.....	S 8.23
CRESTWOOD.....	8.13	S 8.25
SCARSDALE.....	S 8.29
HARTSDALE.....	S 8.32	MAKE
WHITE PLAINS.....	MAKE	MAKE	S 8.36	NO.
WHITE PLAINS NO. STA.	NO.	NO.	9608
	732	538	S 8.41
HIGH BRIDGE.....
MORRIS HEIGHTS.....
UNIVERSITY HEIGHTS.....
MARBLE HILL.....
SPUYTEN DUYVIL.....	7.59
RIVERDALE.....
MOUNT ST. VINCENT.....
LUDLOW.....
YONKERS.....
GLENWOOD.....	8.09
GREYSTONE.....
HASTINGS-ON-HUDSON....
DOBBS FERRY.....
ARDSLEY-ON-HUDSON....
IRVINGTON.....
OW.....
TARRYTOWN.....
PHILIPSE MANOR.....
SCARBOROUGH.....
OSSINING.....
CROTON-HARMON.....
CROTON NO. STA.....
ARRIVE	A.M.	A.M.	A.M.	A.M.	
				Will Run Nov. 27 Dec. 25 Jan. 1 Feb. 23	

WESTWARD

37

FIRST CLASS							
	†●711 Daily Ex. Sat. & Sun.	†383 Daily Ex. Sat. & Sun.	●8301 Sat. & Sunday Only	●8801 Sat. & Sunday Only	†315 T-11 Daily Ex. Sat. & Sun.	†●Y212 Daily Ex. Sat. & Sun.	†●907 Daily Ex. Sat. & Sun.
		Dead Head			Dead Head		
	A.M.	A.M.	A.M.	A.M.	A.M.	A.M.	A.M.
.....	S 7.46	S 7.51	S 8.01
.....		7.50		7.54	S 7.57
.....	C 7.56	C 8.01	C 8.07	C 8.13
.....	C 7.57
.....	*7.58	8.02	8.03	8.06	8.09	8.15
.....							
.....							
.....							
.....	MU	MU	MU	BDC	MU	MU
.....							
.....							
.....					8.14	8.17	8.25
.....					8.16		8.27
.....					8.22		
.....							
.....							8.32
.....							
.....		MAKE NO. 734			MAKE NO. 536		S 8.41
.....							X 8.45
.....							8.49
.....	FF 8.00					
.....	FF 8.02					
.....	S 8.04					
.....	S 8.07					
.....	S *8.09	8.10	*8.10			
.....	FF 8.11					
.....	FF 8.13					
.....	S 8.15					
.....	S 8.18	S 8.15			
.....	S 8.21	*8.17	8.17			
.....							
.....	S 8.25					
.....	S 8.28					
.....	S 8.30					
.....	S 8.33					
.....	8.37	8.27	8.25			
.....	S 8.38	8.33	S 8.26			
.....	FF 8.40					
.....	S 8.44			
.....	S 8.47	S 8.34			
.....							
.....	S 8.52	S 8.39	S 8.40			
.....	8.57	8.44	*8.43			
	A.M.	A.M.	A.M.	A.M.	A.M.	A.M.	A.M.
			Will Run Nov. 27 Dec. 25 Jan. 1 Feb. 23	Will Run Nov. 27 Dec. 25 Jan. 1 Feb. 23			

GRAND CENTRAL TERMINAL TO WHITE PLAINS NORTH STATION AND CROTON NORTH STATION

38

STATIONS	FIRST CLASS				
	●9507	‡305	Y140	‡●451	
	Sat. & Sunday Only	Daily Ex. Sat. & Sun.	Saturday Only	Daily Ex. Sat. & Sun.	
		Dead Head			
LEAVE	A.M.	A.M.	A.M.	A.M.	
G.C.T. { UPPER LEVEL	S 8.01	S 8.03
{ LOWER LEVEL	8.03	S 8.06
125th STREET.....	C 8.11	C 8.13	S 8.16
138th STREET.....	S 8.17
MOTT HAVEN JCT. (MO)..	8.13	8.15	8.15	*8.18
MELROSE.....
MORRISANIA.....
TREMONT.....	H
183rd STREET.....	A
FORDHAM.....	R	MU	MU	MU
BOTANICAL GARDEN.....	L
WILLIAMS BRIDGE.....	E
WOODLAWN.....	M	8.21	8.23	8.23
WAKEFIELD.....
MOUNT VERNON.....	S 8.23	8.25
FLEETWOOD.....	B S 8.26
BRONXVILLE.....	R S 8.29
TUCKAHOE.....	A S 8.31
CRESTWOOD.....	N S 8.33	8.30
SCARSDALE.....	C S 8.37
HARTSDALE.....	H S 8.40	MAKE	MAKE
WHITE PLAINS.....	NO.	NO.
WHITE PLAINS NO.STA.	S 8.50	630	450
HIGH BRIDGE.....	FF 8.20
MORRIS HEIGHTS.....	FF 8.22
UNIVERSITY HEIGHTS.....	S 8.25
MARBLE HILL.....	S 8.28
SPUYTEN DUYVIL.....	S *8.31
RIVERDALE.....	FF 8.33
MOUNT ST. VINCENT.....	FF 8.35
LUDLOW.....	S 8.37
YONKERS.....	S 8.40
GLENWOOD.....	S 8.43
GREYSTONE.....
HASTINGS-ON-HUDSON.....
DOBBS FERRY.....
ARDSLEY-ON-HUDSON.....
IRVINGTON.....
OW.....
TARRYTOWN.....
PHILIPSE MANOR.....
SCARBOROUGH.....
OSSINING.....
CROTON-HARMON.....
CROTON NO. STA.....
ARRIVE	A.M.	A.M.	A.M.	A.M.	
<div>Will Run</div> <div>Nov. 27</div> <div>Dec. 25</div> <div>Jan. 1</div> <div>Feb. 23</div>					

WESTWARD

39

FIRST CLASS							
	‡385 Daily Ex. Sat. & Sun.	●9007 Sat. & Sunday Only	‡●513 Daily Ex. Sat. & Sun.	‡323 Daily Ex. Sat. & Sun.	‡●633 Daily Ex. Sat. & Sun.	●8709 Sat. & Sunday Only	‡●713 Daily Ex. Sat. & Sun.
	Dead Head			Dead Head			
	A.M.	A.M.	A.M.	A.M.	A.M.	A.M.	A.M.
.....		S *8.16				S 8.21	S 8.21
.....	8.10		S 8.16	8.18	S 8.19		
.....		C 8.26	C 8.26		S 8.29	C 8.31	C 8.31
.....					S 8.30	S 8.32	
.....	8.22	*8.28	8.29	8.36	*8.31	*8.33	8.33
.....					S 8.33		
.....					S 8.35		
.....					S 8.37		
.....	MU		MU		FF 8.38	MU	MU
.....		C 8.33			S 8.40		
.....					S 8.42		
.....					S 8.44		
.....		8.36	8.38	8.44	S 8.47		
.....					S 8.49		
.....		8.38	S 8.40	8.46	S 8.52		
.....			S 8.42				
.....			S 8.45				
.....			S 8.47				
.....		8.42	S 8.49	8.51			
.....	MAKE		S 8.53				
.....	NO.		S 8.56		MAKE		
.....	840	S 8.50	S 9.00		NO.		
.....	736	X 8.54			554		
.....		8.58	S 9.05	9.10			
.....							
.....							
.....					MU	S 8.39	
.....	8.29					*8.40	8.40
.....							
.....						S 8.45	
.....						S 8.48	S 8.47
.....	8.35					S 8.50	FF*8.49
.....							FF 8.51
.....						S 8.54	S 8.54
.....						S 8.56	S 8.57
.....							FF 8.59
.....						S 9.01	S 9.02
.....	8.43					9.04	9.05
.....						S 9.05	S 9.06
.....							FF 9.08
.....						S 9.11	S 9.12
.....						S 9.14	S 9.15
.....							
.....	8.53					S 9.19	S 9.20
.....						9.24	9.25
	A.M.	A.M.	A.M.	A.M.	A.M.	A.M.	A.M.
		Will Run Nov. 27 Dec. 25 Jan. 1 Feb. 23				Will Run Nov. 27 Dec. 25 Jan. 1 Feb. 23	

GRAND CENTRAL TERMINAL TO WHITE PLAINS NORTH STATION AND CROTON NORTH STATION

40

STATIONS	FIRST CLASS				
	†●813 Daily Ex. Sat. & Sun.	† Y1202 Daily Ex. Sat. & Sun.	● Y304 Sunday Only	● Y138 Sunday Only	
		Dead Head			
LEAVE	A.M.	A.M.	A.M.	A.M.	
G.C.T. { UPPER LEVEL	S *8.26	S *8.29
{ LOWER LEVEL	8.24		
125th STREET.....		C 8.36	C 8.39
138th STREET.....
MOTT HAVEN JCT. (MO)	8.37	*8.38	*8.41
MELROSE	H A R L E M
MORRISANIA
TREMONT.....	
183rd STREET.....		RDC	MU	MU
FORDHAM.....	
BOTANICAL GARDEN.....	B R A N C H
WILLIAMS BRIDGE.....	
WOODLAWN		8.45	8.47	8.50
WAKEFIELD.....	
MOUNT VERNON
FLEETWOOD.....	
BRONXVILLE
TUCKAHOE.....	
CRESTWOOD
SCARSDALE
HARTSDALE
WHITE PLAINS.....	
WHITE PLAINS NO.STA.
HIGH BRIDGE
MORRIS HEIGHTS.....	
UNIVERSITY HEIGHTS.....	
MARBLE HILL
SPUYTEN DUYVIL
RIVERDALE
MOUNT ST. VINCENT
LUDLOW.....	
YONKERS
GLENWOOD
GREYSTONE
HASTINGS-ON-HUDSON.....	
DOBBS FERRY
ARDSLEY-ON-HUDSON
IRVINGTON
OW
TARRYTOWN.....	
PHILIPSE MANOR.....	
SCARBOROUGH
OSSINING
CROTON-HARMON		S 9.25
CROTON NO. STA.....		S *9.28
ARRIVE	A.M.	A.M.	A.M.	A.M.	
			Will Run Nov. 27 Dec. 25 Jan. 1 Feb. 23		

WESTWARD

41

FIRST CLASS							
	●71 Daily	‡Y216 Daily Ex. Sun.	‡●515 Daily Ex. Sat. & Sun.	●Y366 Daily Ex. Sun.	‡311 Daily Ex. Sat. & Sun.	‡●Y218 Daily Ex. Sat. & Sun.	‡●517 Daily Ex. Sat. & Sun.
					Dead Head		
	A.M.	A.M.	A.M.	A.M.	A.M.	A.M.	A.M.
.....	S 8.30	S 8.36	S 8.40	8.50	S 9.01
.....	S 8.32	S 8.56
.....	C 8.42	S 8.46	C 8.53	C 9.06	C 9.11
.....
.....	8.43	8.44	8.49	8.56	9.02	9.06	9.13
.....
.....
.....	MU	MU	MU	MU
.....
.....
.....	8.53	8.58	9.07	9.10	9.18	9.21
.....
.....	S 9.00	9.12	S 9.23
.....	S 9.02	S 9.25
.....	S 9.05	S 9.28
.....	S 9.07	S 9.30
.....	S 9.09	9.16	S 9.32
.....	S 9.13	S 9.36
.....	S 9.16	S 9.39
.....	S 9.20	S 9.43
.....
.....	S 9.25	9.35	S 9.47
.....
.....
.....	8.50
.....
.....
.....	8.57
.....
.....
.....	9.06
.....
.....
.....	C 9.15
.....	9.22
.....	9.24
	A.M.	A.M.	A.M.	A.M.	A.M.	A.M.	A.M.

GRAND CENTRAL TERMINAL TO WHITE PLAINS NORTH STATION AND CROTON NORTH STATION

42

STATIONS	FIRST CLASS				
	●9309	†●453	●9009	†●911	
	Sat. & Sunday Only	Daily Ex. Sat. & Sun.	R-27 Sat. & Sunday Only	Daily Ex. Sat. & Sun.	
LEAVE	A.M.	A.M.	A.M.	A.M.	
G.C.T. { UPPER LEVEL	S 9.01	S 9.16	S 9.16
{ LOWER LEVEL	S 9.06
125th STREET.....	C 9.11	S 9.16	C 9.26	C 9.26
138th STREET.....
MOTT HAVEN JCT. (MO) ..	*9.13	*9.18	9.28	9.28
MELROSE.....	H A R L E M B R A N C H
MORRISANIA.....	
TREMONT.....	
183rd STREET.....		MU	MU
FORDHAM.....		S 9.18
BOTANICAL GARDEN.....	B R A N C H
WILLIAMS BRIDGE.....	
WOODLAWN.....		9.22	9.36	9.36
WAKEFIELD.....	
MOUNT VERNON.....		S 9.24	9.38	9.38
FLEETWOOD.....	B R A N C H	S 9.27
BRONXVILLE.....		S 9.30
TUCKAHOE.....		S 9.32
CRESTWOOD.....		S 9.34	9.42	9.42
SCARSDALE.....		S 9.38	MAKE
HARTSDALE.....	B R A N C H	S 9.41	NO.
WHITE PLAINS.....		S 9.45	452	S 9.50	S 9.50
WHITE PLAINS NO. STA.		X 9.54	X 9.54
		S 9.50	9.58	9.58
HIGH BRIDGE.....		FF 9.20
MORRIS HEIGHTS.....		FF 9.22
UNIVERSITY HEIGHTS.....		S 9.25
MARBLE HILL.....		S 9.28
SPUYTEN DUYVIL.....		S *9.31
RIVERDALE.....		S 9.33
MOUNT ST. VINCENT.....		FF 9.35
LUDLOW.....		B 9.37
YONKERS.....		S 9.40
GLENWOOD.....		S 9.43
GREYSTONE.....	
HASTINGS-ON-HUDSON....	
DOBBS FERRY.....	
ARDSLEY-ON-HUDSON....	
IRVINGTON.....	
OW.....	
TARRYTOWN.....	
PHILIPSE MANOR.....	
SCARBOROUGH.....	
OSSINING.....	
CROTON-HARMON.....	
CROTON NO. STA.....	
ARRIVE	A.M.	A.M.	A.M.	A.M.	
	Will Run Nov. 27 Dec. 25 Jan. 1 Feb. 23		Will Run Nov. 27 Dec. 25 Jan. 1 Feb. 23		

WESTWARD

43

FIRST CLASS							
	† Y1204 Daily Ex. Sat. & Sun.	† 313 Daily Ex. Sat. & Sun.	† 715 Daily Ex. Sat. & Sun.	● 8713 Sat. & Sunday Only	† ● Y220 Daily Ex. Sat. & Sun.	† ● 519 Daily Ex. Sat. & Sun.	● Y4 Daily
	Dead Head	Dead Head					
	A.M.	A.M.	A.M.	A.M.	A.M.	A.M.	A.M.
.....	9.18	9.20	S 9.21	S 9.21	S 9.31
.....	S 9.26	S 9.31
.....	C 9.31	S 9.31	C 9.36	S 9.41	C 9.44
.....	S 9.42
.....	9.30	9.32	9.33	*9.33	9.38	*9.43	9.47
.....	S 9.44
.....	S 9.47
.....	MU	MU	MU	MU	MU
.....	S 9.50
.....	S 9.53
.....	S 9.55
.....	9.39	9.40	9.47	S 9.58	9.56
.....	S 9.59
.....	9.42	S 10.01
.....	S 10.03
.....	S 10.06
.....	S 10.08
.....	9.46	S 10.10
.....	S 10.14
.....	S 10.17
.....	S 10.21
.....	10.00	S 10.25
.....	FF 9.35
.....	FF 9.37
.....	S 9.39
.....	S 9.41
.....	*9.40	S *9.43
.....	FF 9.46
.....
.....	S 9.44	S 9.49
.....	S 9.47	S 9.52
.....	S 9.50	S 9.54
.....
.....	S 9.54	S 9.58
.....	S 9.56	S 10.01
.....	FF 10.04
.....	S 10.00	S 10.06
.....	10.03	10.09
.....	S 10.04	S 10.10
.....	FF 10.12
.....	S 10.10	S 10.15
.....	S 10.13	S 10.18
.....
.....	S 10.17	S 10.23
.....	S 10.22	S 10.28
.....	A.M.	A.M.	A.M.	A.M.	A.M.	A.M.	A.M.
				Will Run Nov. 27 Dec. 25 Jan. 1 Feb. 23			

GRAND CENTRAL TERMINAL TO WHITE PLAINS NORTH STATION AND CROTON NORTH STATION

44

STATIONS	FIRST CLASS				
	●9613 Sat. & Sunday Only	●8305 Sat. & Sunday Only	●8805 Sat. & Sunday Only	●Y222 Daily	
LEAVE	A.M.	A.M.	A.M.	A.M.	
G.C.T. { UPPER LEVEL	S 9.46	S 9.51			
{ LOWER LEVEL				S 9.56	
125th STREET.....	S 9.56	C 10.01		C 10.06	
138th STREET.....	S 9.57				
MOTT HAVEN JCT. (MO) ..	9.58	10.03		10.08	
MELROSE	S 9.59				
MORRISANIA					
TREMONT.....	S 10.02				
183rd STREET.....	MU	MU	RDC	MU	
FORDHAM.....	S 10.05				
BOTANICAL GARDEN.....	S 10.07				
WILLIAMS BRIDGE.....	S 10.10				
WOODLAWN	S 10.13			10.16	
WAKEFIELD.....					
MOUNT VERNON	S 10.16				
FLEETWOOD.....					
BRONXVILLE					
TUCKAHOE.....					
CRESTWOOD					
SCARSDALE					
HARTSDALE					
WHITE PLAINS					
WHITE PLAINS NO. STA.	MAKE NO. 9614				
HIGH BRIDGE					
MORRIS HEIGHTS.....					
UNIVERSITY HEIGHTS.....					
MARBLE HILL					
SPUYTEN DUYVIL		10.10			
RIVERDALE					
MOUNT ST. VINCENT					
LUDLOW.....					
YONKERS		S 10.15			
GLENWOOD		10.17			
GREYSTONE					
HASTINGS-ON-HUDSON....					
DOBBS FERRY					
ARDSLEY-ON-HUDSON					
IRVINGTON					
OW		10.25			
TARRYTOWN.....		S 10.26			
PHILIPSE MANOR.....					
SCARBOROUGH					
OSSINING		S 10.34			
CROTON-HARMON		S 10.39	S 10.40		
CROTON NO. STA.		10.44	10.43		
ARRIVE	A.M.	A.M.	A.M.	A.M.	
	Will Run Nov. 27 Dec. 25 Jan. 1 Feb. 23	Will Run Nov. 27 Dec. 25 Jan. 1 Feb. 23	Will Run Nov. 27 Dec. 25 Jan. 1 Feb. 23		

WESTWARD

45

FIRST CLASS							
	†●521 Daily Ex. Sat. & Sun.	●9513 Sat. & Sunday Only	†●455 Daily Ex. Sat. & Sun.	†●913 Daily Ex. Sat. & Sun.	●9013 Sat. & Sunday Only	†●717 Daily Ex. Sat. & Sun.	●8717 Sat. & Sunday Only
	A.M.	A.M.	A.M.	A.M.	A.M.	A.M.	A.M.
.....		S 10.01	S 10.16	S 10.16	S 10.21
.....	S 10.01		S 10.06			S 10.21
.....	C 10.11	C 10.11	S 10.16	C 10.26	C 10.31	C 10.31
.....							
.....	10.13	10.13	*10.18	10.31	10.28	10.33	*10.33
.....							
.....							
.....							
.....	MU	MU	MU			MU	MU
.....							
.....							
.....	10.21	10.21	10.39	10.36
.....	S 10.23	S 10.23	10.41	10.38
.....	S 10.25	S 10.26
.....	S 10.28	S 10.29
.....	S 10.30	S 10.31
.....	S 10.32	S 10.33	10.45	10.42
.....	S 10.36	S 10.37
.....	S 10.39	S 10.40	MAKE
.....	S 10.43	S 10.44	NO.	S 10.53	S 10.50
.....	454	X 10.57	X 10.54
.....	S 10.47	S 10.50	11.01	10.58
.....	FF10.20
.....	FF10.22
.....	S 10.25
.....	S 10.28	S 10.39
.....	S *10.31	*10.40	*10.40
.....	S 10.33
.....	FF10.35
.....	B 10.37	S 10.44	S 10.45
.....	S 10.40	S 10.47	S 10.48
.....	S 10.43	S 10.50	S 10.50
.....	S 10.54	S 10.54
.....	S 10.56	S 10.56
.....	S 10.59
.....	S 11.01	S 11.01
.....	11.04	11.04
.....	S 11.05	S 11.05
.....	S 11.08
.....	S 11.12	S 11.11
.....	S 11.15	S 11.14
.....	S 11.19	S 11.19
.....	S 11.24	11.24
	A.M.	A.M.	A.M.	A.M.	A.M.	A.M.	A.M.
		Will Run Nov. 27 Dec. 25 Jan. 1 Feb. 23			Will Run Nov. 27 Dec. 25 Jan. 1 Feb. 23		Will Run Nov. 27 Dec. 25 Jan. 1 Feb. 23

GRAND CENTRAL TERMINAL TO WHITE PLAINS NORTH STATION AND CROTON NORTH STATION

46

STATIONS	FIRST CLASS				
	●Y224	†●523	●81	†●831	
	Daily	Daily Ex. Sat. & Sun.	Daily	Daily Ex. Sat. & Sun.	
LEAVE	A.M.	A.M.	A.M.	A.M.	
G.C.T. { UPPER LEVEL			S 10.30	S 10.41	
{ LOWER LEVEL	S *10.26	S *10.31			
125th STREET.....	C 10.36	S 10.41		C 10.51	
138th STREET.....					
MOTT HAVEN JCT. (MO) ..	*10.38	10.43	10.43	10.53	
MELROSE.....					
MORRISANIA.....					
TREMONT.....					
183rd STREET.....	MU	MU		MU	
FORDHAM.....					
BOTANICAL GARDEN.....					
WILLIAMS BRIDGE.....					
WOODLAWN.....	10.46	10.51			
WAKEFIELD.....					
MOUNT VERNON.....		S 10.53			
FLEETWOOD.....		S 10.55			
BRONXVILLE.....		S 10.58			
TUCKAHOE.....		S 11.00			
CRESTWOOD.....		S 11.02			
SCARSDALE.....		S 11.06			
HARTSDALE.....		S 11.09			
WHITE PLAINS.....		S 11.13			
WHITE PLAINS NO. STA.		S 11.17			
HIGH BRIDGE.....					
MORRIS HEIGHTS.....					
UNIVERSITY HEIGHTS.....					
MARBLE HILL.....					
SPUYTEN DUYVIL.....			10.50	*11.00	
RIVERDALE.....					
MOUNT ST. VINCENT.....					
LUDLOW.....					
YONKERS.....				S 11.05	
GLENWOOD.....			10.57	11.07	
GREYSTONE.....					
HASTINGS-ON-HUDSON.....					
DOBBS FERRY.....					
ARDSLEY-ON-HUDSON.....					
IRVINGTON.....					
OW.....			11.06	11.15	
TARRYTOWN.....				S 11.16	
PHILIPSE MANOR.....					
SCARBOROUGH.....					
OSSINING.....				S 11.24	
CROTON-HARMON.....			C 11.15		
			11.22	S 11.30	
CROTON NO. STA.....			11.24		
ARRIVE	A.M.	A.M.	A.M.	A.M.	

WESTWARD

47

FIRST CLASS							
	†0861 Daily Ex. Sat. & Sun.	†379 Daily Ex. Sat. & Sun.	†0525 Daily Ex. Sat. & Sun.	●9515 Sat. & Sunday Only	†0457 Daily Ex. Sat. & Sun.	●9015 Sat. & Sunday Only	†0915 Daily Ex. Sat. & Sun.
		Dead Head					
	A.M.	A.M.	A.M.	A.M.	A.M.	A.M.	A.M.
.....				S *11.01	S 11.16	S 11.16
.....		10.50	S 11.01	S 11.06
.....			C 11.11	C 11.11	S 11.16	C 11.26
.....							
.....		11.02	11.13	*11.13	*11.18	11.28	11.31
.....							
.....							
.....							
.....	RDC	MU	MU	MU	MU		MU
.....							RDC
.....				S 11.18
.....							
.....							
.....			11.21	11.22	11.36	11.39
.....							
.....			S 11.23	S 11.24	11.38	11.41
.....			S 11.25	S 11.27		
.....			S 11.28	S 11.30		
.....			S 11.30	S 11.32		
.....			S 11.32	S 11.34	11.42	11.45
.....			S 11.36	S 11.38		
.....			S 11.39	S 11.41	MAKE		
.....			S 11.43	S 11.45	NO.	S 11.50	S 11.53
.....					456	X 11.54	X 11.57
.....			S 11.47	S 11.50	11.58	12.01
.....					FF11.20		
.....					FF11.22		
.....					S 11.25		
.....					S 11.28		
.....		11.10			S 11.31		
.....					S 11.33		
.....					FF11.35		
.....					B 11.37		
.....					S 11.40		
.....		11.17			S 11.43		
.....							
.....							
.....							
.....		11.26					
.....							
.....							
.....							
.....	S 11.32	11.36					
.....	11.35	11.40					
	A.M.	A.M.	A.M.	A.M.	A.M.	A.M.	P.M.
				Will Run Nov. 27 Dec. 25 Jan. 1 Feb. 23		Will Run Nov. 27 Dec. 25 Jan. 1 Feb. 23	

GRAND CENTRAL TERMINAL TO WHITE PLAINS NORTH STATION AND CROTON NORTH STATION

48

STATIONS	FIRST CLASS				
	†●719 Daily Ex. Sat. & Sun.	●8721 Sat. & Sunday Only	●Y226 Daily	†●527 Daily Ex. Sat. & Sun.	
LEAVE	A.M.	A.M.	A.M.	A.M.	
G.C.T. { UPPER LEVEL		S 11.21			
{ LOWER LEVEL	S 11.20		S *11.21	S *11.31	
125th STREET.....	C 11.30	S 11.31	C 11.31	C 11.41	
138th STREET.....		S 11.32			
MOTT HAVEN JCT. (MO)..	11.32	*11.33	*11.33	*11.43	
MELROSE.....				S 11.44	
MORRISANIA.....					
TREMONT.....	H			S 11.47	
183rd STREET.....	A	MU	MU	MU	
FORDHAM.....	R			S 11.50	
BOTANICAL GARDEN.	L			S 11.53	
WILLIAMS BRIDGE.....	E			S 11.55	
WOODLAWN.....	M		11.41	S 11.58	
WAKEFIELD.....				S 11.59	
MOUNT VERNON.....				S 12.01	
FLEETWOOD.....	B			S 12.04	
BRONXVILLE.....	R			S 12.07	
TUCKAHOE.....	A			S 12.09	
CRESTWOOD.....				S 12.11	
SCARSDALE.....	N			S 12.15	
HARTSDALE.....	C			S 12.18	
WHITE PLAINS.....	H			S 12.22	
WHITE PLAINS NO.STA.				S 12.26	
HIGH BRIDGE.....		FF11.35			
MORRIS HEIGHTS.....		FF11.37			
UNIVERSITY HEIGHTS.....		S 11.39			
MARBLE HILL.....		S 11.41			
SPUYTEN DUYVIL.....	*11.40	S *11.43			
RIVERDALE.....		FF11.46			
MOUNT ST. VINCENT.....		FF11.47			
LUDLOW.....	S 11.44	S 11.49			
YONKERS.....	S 11.47	S 11.52			
GLENWOOD.....	S 11.50	S 11.54			
GREYSTONE.....		FF11.56			
HASTINGS-ON-HUDSON....	S 11.54	S 11.58			
DOBBS FERRY.....	S 11.56	S 12.01			
ARDSLEY-ON-HUDSON....	S 11.59	FF12.03			
IRVINGTON.....	S 12.01	S 12.06			
OW.....	12.04	12.09			
TARRYTOWN.....	S 12.05	S 12.10			
PHILIPSE MANOR.....		FF12.12			
SCARBOROUGH.....	S 12.11	S 12.15			
OSSINING.....	S 12.14	S 12.18			
CROTON-HARMON.....	S 12.18	S 12.23			
CROTON NO. STA.....	S 12.23	S 12.28			
ARRIVE	P.M.	P.M.	A.M.	P.M.	
		Will Run Nov. 27 Dec. 25 Jan. 1 Feb. 23			

WESTWARD

49

FIRST CLASS							
	● 9617 Sat. & Sunday Only	● 8309 Sunday Only	● 8809 Sunday Only	● 8311 Saturday Only	†● 617 Daily Ex. Sat. & Sun.	● 9517 Sat. & Sunday Only	†● 459 Daily Ex. Sat. & Sun.
	A.M.	A.M.	P.M.	A.M.	P.M.	P.M.	P.M.
.....	S *11.46	S 11.51	S 11.51	S 12.01
.....	S 12.01	S 12.06
.....	S 11.56	C 12.01	C 12.01	C 12.11	C 12.11	S 12.16
.....
.....	*11.58	12.03	12.03	12.13	12.13	*12.18
.....	S 11.59
.....
.....	S 12.02
.....	MU	MU	RDC	MU	MU	MU
.....	S 12.05
.....	S 12.07
.....	S 12.10
.....	S 12.13	12.21	12.21
.....	S 12.16	S 12.23	S 12.23
.....	S 12.25	S 12.26
.....	S 12.28	S 12.29
.....	S 12.30	S 12.31
.....	S 12.32	S 12.33
.....	S 12.36	S 12.37
.....	MAKE	S 12.39	S 12.40	MAKE
.....	NO.	S 12.43	S 12.44	NO.
.....	9618	458
.....	S 12.47	S 12.50
.....	FF 12.20
.....	FF 12.22
.....	S 12.25
.....	S 12.28
.....	*12.10	*12.10	S *12.31
.....	S 12.33
.....	FF 12.35
.....	B 12.37
.....	S 12.15	S 12.15	S 12.40
.....	12.17	12.17	S 12.43
.....
.....
.....	12.25	12.25
.....	S 12.26	S 12.26
.....
.....	S 12.34	S 12.34
.....	S 12.39
.....	S 12.39	S 12.40	12.44
.....	12.44	*12.43	*12.47
	P.M.	P.M.	P.M.	P.M.	P.M.	P.M.	P.M.
.....	Will Run	Will Run	Will Run	Will Run
.....	Nov. 27	Nov. 27	Nov. 27	Nov. 27
.....	Dec. 25	Dec. 25	Dec. 25	Dec. 25
.....	Jan. 1	Jan. 1	Jan. 1	Jan. 1
.....	Feb. 23	Feb. 23	Feb. 23	Feb. 23

GRAND CENTRAL TERMINAL TO WHITE PLAINS NORTH STATION
AND CROTON NORTH STATION

50

STATIONS	FIRST CLASS				
	●9017 Sat. & Sunday Only	†●917 Daily Ex. Sat. & Sun.	†●723 Daily Ex. Sat. & Sun.	●8725 Sat. & Sunday Only	
LEAVE	P.M.	P.M.	P.M.	P.M.	
G.C.T. { UPPER LEVEL	S *12.16	S 12.16	S 12.21
{ LOWER LEVEL	S 12.21
125th STREET.....	C 12.26	C 12.28	C 12.31	C 12.31
138th STREET.....
MOTT HAVEN JCT. (MO) ..	*12.28	12.31	12.33	*12.33
MELROSE.....
MORRISANIA.....
TREMONT.....	H	MU
183rd STREET.....	A	RDC	MU	MU
FORDHAM.....	R	S 12.33
BOTANICAL GARDEN.....	L
WILLIAMS BRIDGE.....	E
WOODLAWN.....	M	12.36	12.39
WAKEFIELD.....
MOUNT VERNON.....	12.38	12.41
FLEETWOOD.....	B
BRONXVILLE.....	R
TUCKAHOE.....	A
CRESTWOOD.....	12.42	12.45
SCARSDALE.....	N
HARTSDALE.....	C
WHITE PLAINS.....	H	S 12.50	S 12.53
WHITE PLAINS NO. STA.	X 12.54	X 12.57
	12.58	1.01
HIGH BRIDGE.....
MORRIS HEIGHTS.....
UNIVERSITY HEIGHTS.....
MARBLE HILL.....	S 12.39
SPUYTEN DUYVIL.....	*12.40	*12.40
RIVERDALE.....
MOUNT ST. VINCENT.....
LUDLOW.....	S 12.44	S 12.45
YONKERS.....	S 12.47	S 12.48
GLENWOOD.....	S 12.50	S 12.50
GREYSTONE.....
HASTINGS-ON-HUDSON.....	S 12.54	S 12.54
DOBBS FERRY.....	S 12.56	S 12.56
ARDSLEY-ON-HUDSON.....	S 12.59
IRVINGTON.....	S 1.01	S 1.01
OW.....	1.04	1.04
TARRYTOWN.....	S 1.05	S 1.05
PHILIPSE MANOR.....
SCARBOROUGH.....	S 1.11	S 1.11
OSSINING.....	S 1.14	S 1.14
CROTON-HARMON.....	S 1.18	S 1.19
CROTON NO. STA.....	S 1.23	1.24
ARRIVE	P.M.	P.M.	P.M.	P.M.	
	Will Run Nov. 27 Dec. 25 Jan. 1 Feb. 23			Will Run Nov. 27 Dec. 25 Jan. 1 Feb. 23	

WESTWARD

51

FIRST CLASS							
	● Y228 Daily	● 73 Daily	Y6 Daily Ex. Sat.	† ● 529 Daily Ex. Sat. & Sun.	Y368 Daily Ex. Sun.	● Y602 Sunday Only	† ● 833 Daily Ex. Sat. & Sun.
	P.M.	P.M.	P.M.	P.M.	P.M.	P.M.	P.M.
.....		S 12.30	S *12.31	S 12.36	S *12.36	S 12.51
.....	S *12.26	S *12.33
.....	C 12.36	C 12.41	S 12.43	C 12.49	C 12.46	C 1.01
.....
.....	*12.38	12.42	*12.43	*12.45	12.52	*12.48	1.03
.....
.....
.....	MU	MU	MU
.....	S 12.50
.....
.....
.....	12.46	12.52	12.54	1.01	12.57
.....
.....	S 12.56
.....	S 12.58
.....	S 1.01
.....	S 1.03
.....	S 1.05
.....	S 1.09
.....	S 1.12
.....	S 1.16
.....
.....	CC 1.20
.....
.....
.....	12.50	*1.10
.....
.....
.....	S 1.15
.....	12.57	1.17
.....
.....
.....
.....	1.06	1.25
.....	S 1.26
.....
.....	S 1.34
.....	C 1.15
.....	1.22	S 1.39
.....	1.24	1.44
	P.M.	P.M.	P.M.	P.M.	P.M.	P.M.	P.M.

GRAND CENTRAL TERMINAL TO WHITE PLAINS NORTH STATION AND CROTON NORTH STATION

52

STATIONS	FIRST CLASS				
	†0863 Daily Ex. Sat. & Sun.	†0531 Daily Ex. Sat. & Sun.	09519 Sat. & Sunday Only	†0461 Daily Ex. Sat. & Sun.	
LEAVE	P.M.	P.M.	P.M.	P.M.	
G.C.T. { UPPER LEVEL			S 1.01		
{ LOWER LEVEL		S 1.01		S 1.06	
125th STREET.....		C 1.11	C 1.11	S 1.16	
138th STREET.....					
MOTT HAVEN JCT. (MO).....		1.13	*1.13	*1.18	
MELROSE.....	H A R L E M B R A N C H				
MORRISANIA.....					
TREMONT.....					
183rd STREET.....		RDC	MU	MU	
FORDHAM.....			S 1.18		
BOTANICAL GARDEN.....					
WILLIAMS BRIDGE.....					
WOODLAWN.....		1.21	1.22		
WAKEFIELD.....					
MOUNT VERNON.....		S 1.23	S 1.24		
FLEETWOOD.....		S 1.25	S 1.27		
BRONXVILLE.....		S 1.28	S 1.30		
TUCKAHOE.....		S 1.30	S 1.32		
CRESTWOOD.....		S 1.32	S 1.34		
SCARSDALE.....		S 1.36	S 1.38		
HARTSDALE.....		S 1.39	S 1.41	MAKE	
WHITE PLAINS.....		S 1.43	S 1.45	NO.	
WHITE PLAINS NO. STA.....		S 1.47	S 1.50	460	
HIGH BRIDGE.....				FF 1.20	
MORRIS HEIGHTS.....				FF 1.22	
UNIVERSITY HEIGHTS.....				S 1.25	
MARBLE HILL.....				S 1.28	
SPUYTEN DUYVIL.....				S *1.31	
RIVERDALE.....				S 1.33	
MOUNT ST. VINCENT.....				FF 1.35	
LUDLOW.....				B 1.37	
YONKERS.....				S 1.40	
GLENWOOD.....				S 1.43	
GREYSTONE.....					
HASTINGS-ON-HUDSON.....					
DOBBS FERRY.....					
ARDSLEY-ON-HUDSON.....					
IRVINGTON.....					
OW.....					
TARRYTOWN.....					
PHILIPSE MANOR.....					
SCARBOROUGH.....					
OSSINING.....					
CROTON-HARMON.....	S 1.41				
CROTON NO. STA.....	*1.44				
ARRIVE	P.M.	P.M.	P.M.	P.M.	
			Will Run Nov. 27 Dec. 25 Jan. 1 Feb. 23		

WESTWARD

53

FIRST CLASS							
	●9019 R-26 Sat. & Sunday Only	†●921 Daily Ex. Sat. & Sun.	†●731 Daily Ex. Sat. & Sun.	†●823 Daily Ex. Sat. & Sun.	●8729 Sat. & Sunday Only	●Y230 Daily	†●533 Daily Ex. Sat. & Sun.
	P.M.	P.M.	P.M.	P.M.	P.M.	P.M.	P.M.
.....	S 1.16	S 1.16			S 1.21		
.....			S 1.21			S 1.26	S *1.31
.....	C 1.26	C 1.28	C 1.31		C 1.31	C 1.36	S 1.41
.....							
.....	1.28	1.31	1.33		*1.33	1.38	*1.43
.....							S 1.44
.....							
.....							S 1.47
.....			MU	BDC	MU	MU	MU
.....							S 1.50
.....							S 1.53
.....							S 1.55
.....	1.36	1.39				1.46	S 1.58
.....							
.....	1.38	1.41					S 2.01
.....							S 2.04
.....							S 2.06
.....							S 2.08
.....	1.42	1.45					S 2.10
.....							S 2.14
.....							S 2.17
.....	S 1.50	S 1.53					S 2.21
.....	X 1.54	X 1.57					
.....	1.58	2.01					S 2.25
.....					FF 1.35		
.....					FF 1.37		
.....					S 1.39		
.....					S 1.41		
.....			*1.40		S *1.43		
.....					FF 1.46		
.....							
.....			S 1.44		S 1.49		
.....			S 1.47		S 1.52		
.....			S 1.50		S 1.54		
.....							
.....			S 1.54		S 1.58		
.....			S 1.56		S 2.01		
.....			S 1.59		FF 2.03		
.....			S 2.01		S 2.06		
.....							
.....			2.04		2.09		
.....			S 2.05		S 2.10		
.....			S 2.08				
.....			S 2.12		FF 2.12		
.....			S 2.15		S 2.15		
.....					S 2.18		
.....							
.....			S 2.19	S 2.22	S 2.23		
.....			S 2.24	2.25	S 2.28		
	P.M.	P.M.	P.M.	P.M.	P.M.	P.M.	P.M.
	Will Run Nov. 27 Dec. 25 Jan. 1 Feb. 23				Will Run Nov. 27 Dec. 25 Jan. 1 Feb. 23		

GRAND CENTRAL TERMINAL TO WHITE PLAINS NORTH STATION AND CROTON NORTH STATION

54

STATIONS	FIRST CLASS				
	●9621	●8313	●8813	†●Y232	
	Sat. & Sunday Only	Sat. & Sunday Only	Sat. & Sunday Only	Daily Ex. Sun	
LEAVE	P.M.	P.M.	P.M.	P.M.	
G.C.T. { UPPER LEVEL	S 1.46	S 1.51	S *1.56
{ LOWER LEVEL
125th STREET.....	S 1.56	C 2.01	C 2.06
138th STREET.....
MOTT HAVEN JCT. (MO).....	*1.58	2.03	*2.08
MELROSE.....	S 1.59
MORRISANIA.....
TREMONT.....	S 2.02
183rd STREET.....	MU	MU	RDC	MU
FORDHAM.....	S 2.05
BOTANICAL GARDEN.....	S 2.07
WILLIAMS BRIDGE.....	S 2.10
WOODLAWN.....	S 2.13	2.16
WAKEFIELD.....
MOUNT VERNON.....	S 2.16
FLEETWOOD.....
BRONXVILLE.....
TUCKAHOE.....
CRESTWOOD.....
SCARSDALE.....	Will Not Run to CROTON NO. STA. on Sat.
HARTSDALE.....	MAKE NO. 9622
WHITE PLAINS.....
WHITE PLAINS NO. STA.....
HIGH BRIDGE.....
MORRIS HEIGHTS.....
UNIVERSITY HEIGHTS.....
MARBLE HILL.....
SPUYTEN DUYVIL.....	*2.10
RIVERDALE.....
MOUNT ST. VINCENT.....
LUDLOW.....
YONKERS.....	S 2.15
GLENWOOD.....	2.17
GREYSTONE.....
HASTINGS-ON-HUDSON.....
DOBBS FERRY.....
ARDSLEY-ON-HUDSON.....
IRVINGTON.....
OW.....	2.25
TARRYTOWN.....	S 2.26
PHILIPSE MANOR.....
SCARBOROUGH.....
OSSINING.....	S 2.34
CROTON-HARMON.....
CROTON NO. STA.....	S 2.39 2.44	S 2.40 *2.43
ARRIVE	P.M.	P.M.	P.M.	P.M.	
	Will Run Nov. 27 Dec. 25 Jan. 1 Feb. 23	Will Run Nov. 27 Dec. 25 Jan. 1 Feb. 23	Will Run Nov. 27 Dec. 25 Jan. 1 Feb. 23		

WESTWARD

55

[illegible]

GRAND CENTRAL TERMINAL TO WHITE PLAINS NORTH STATION AND CROTON NORTH STATION

56

STATIONS	FIRST CLASS				
	†●733 Daily Ex. Sat. & Sun.	†●815 Daily Ex. Sat. & Sun.	●8733 Sat. & Sunday Only	●Y234 Daily Ex. Sat.	
LEAVE	P.M.	P.M.	P.M.	P.M.	
G.C.T. { UPPER LEVEL			S 2.21		
{ LOWER LEVEL	S 2.21			S *2.26	
125th STREET.....	C 2.31		C 2.31	C 2.36	
138th STREET.....					
MOTT HAVEN JCT. (MO) ..	2.33		*2.33	*2.38	
MELROSE					
MORRISANIA					
TREMONT.....					
183rd STREET.....					
FORDHAM.....	MU	RDC	MU	MU	
BOTANICAL GARDEN.....					
WILLIAMS BRIDGE.....					
WOODLAWN				2.47	
WAKEFIELD.....					
MOUNT VERNON					
FLEETWOOD.....					
BRONXVILLE					
TUCKAHOE.....					
CRESTWOOD					
SCARSDALE					
HARTSDALE					
WHITE PLAINS					
WHITE PLAINS NO. STA.					
HIGH BRIDGE					
MORRIS HEIGHTS.....					
UNIVERSITY HEIGHTS.....					
MARBLE HILL			S 2.39		
SPUYTEN DUYVIL	*2.40		*2.40		
RIVERDALE					
MOUNT ST. VINCENT					
LUDLOW.....	S 2.44		S 2.45		
YONKERS	S 2.47		S 2.48		
GLENWOOD	S 2.50		S 2.50		
GREYSTONE	S 2.52				
HASTINGS-ON-HUDSON....	S 2.54		S 2.54		
DOBBS FERRY	S 2.56		S 2.56		
ARDSLEY-ON-HUDSON	S 2.59				
IRVINGTON	S 3.01		S 3.01		
OW	3.04		3.04		
TARRYTOWN.....	S 3.05		S 3.05		
PHILIPSE MANOR.....	S 3.08				
SCARBOROUGH	S 3.12		S 3.11		
OSSINING	S 3.15		S 3.14		
CROTON-HARMON	S 3.20	S 3.25	S 3.19		
CROTON NO. STA.....	S 3.23	S *3.29	3.24		
ARRIVE	P.M.	P.M.	P.M.	P.M.	
			Will Run Nov. 27 Dec. 25 Jan. 1 Feb. 23		

WESTWARD

57

FIRST CLASS							
	●75 Daily	†●537 Daily Ex. Sat. & Sun.	†●Y236 Daily Ex. Sun.	†●539 Daily Ex. Sat. & Sun.	●9523 Sat. & Sunday Only	†●465 Daily Ex. Sat. & Sun.	†●929 Daily Ex. Sat. & Sun.
	P.M.	P.M.	P.M.	P.M.	P.M.	P.M.	P.M.
.....	S 2.30	S *3.01	S 3.16
.....	S *2.31	S 2.56	S *3.01	S 3.06
.....	S 2.41	C 3.06	C 3.11	C 3.11	S 3.16	C 3.26
.....	S 3.17
.....	2.43	*2.43	3.08	*3.13	*3.13	*3.18	3.28
.....	S 2.44
.....	S 2.47
.....	MU	MU	MU	MU	MU
.....	S 2.50	S 3.18	S 3.18
.....	S 2.53
.....	S 2.55
.....	S 2.58	3.17	3.22	3.22	3.36
.....	S 2.59
.....	S 3.01	S 3.24	S 3.24	3.38
.....	S 3.03	S 3.26	S 3.27
.....	S 3.06	S 3.29	S 3.30
.....	S 3.08	S 3.31	S 3.32
.....	S 3.10	S 3.33	S 3.34	3.42
.....	S 3.14	S 3.37	S 3.38
.....	S 3.17	S 3.40	S 3.41	MAKE
.....	S 3.21	S 3.44	S 3.45	NO.	S 3.51
.....	464	X 3.56
.....	CC 3.25	S 3.50	S 3.50	4.00
.....	FF 3.20
.....	FF 3.22
.....	S 3.25
.....	S 3.28
.....	2.50	S *3.31
.....	S 3.33
.....	FF 3.35
.....	B 3.37
.....	S 3.40
.....	2.57	S 3.43
.....
.....
.....
.....	3.06
.....
.....
.....	C 3.15
.....	3.22
.....	3.24
.....	P.M.	P.M.	P.M.	P.M.	P.M.	P.M.	P.M.
Will Run Nov. 27 Dec. 25 Jan. 1 Feb. 23							

GRAND CENTRAL TERMINAL TO WHITE PLAINS NORTH STATION AND CROTON NORTH STATION

58

STATIONS	FIRST CLASS				
	†●735 Daily Ex. Sat. & Sun.	●8737 Sat. & Sunday Only	Y238 Daily	†●Y372 Daily Ex. Sun.	
LEAVE	P.M.	P.M.	P.M.	P.M.	
G.C.T. { UPPER LEVEL	S 3.21	S 3.21	S 3.31
{ LOWER LEVEL	S 3.26
125th STREET.....	C 3.31	S 3.31	C 3.36	C 3.41
138th STREET.....	S 3.32
MOTT HAVEN JCT. (MO)...	3.33	*3.33	3.38	3.43
MELROSE.....	H A R L E M
MORRISANIA.....	
TREMONT.....	
183rd STREET.....		MU	MU	MU
FORDHAM.....	B R A N C H
BOTANICAL GARDEN.....	
WILLIAMS BRIDGE.....	
WOODLAWN.....		3.47	3.52
WAKEFIELD.....	B R A N C H
MOUNT VERNON.....	
FLEETWOOD.....	
BRONXVILLE.....	
TUCKAHOE.....	B R A N C H
CRESTWOOD.....	
SCARSDALE.....	
HARTSDALE.....	
WHITE PLAINS.....	B R A N C H
WHITE PLAINS NO.STA.....	
HIGH BRIDGE.....		FF 3.35
MORRIS HEIGHTS.....		FF 3.37
UNIVERSITY HEIGHTS.....	S 3.39
MARBLE HILL.....	S 3.41
SPUYTEN DUYVIL.....	*3.40	S *3.43
RIVERDALE.....	FF 3.46
MOUNT ST. VINCENT.....	FF 3.47
LUDLOW.....	S 3.44	S 3.49
YONKERS.....	S 3.47	S 3.52
GLENWOOD.....	S 3.49	S 3.54
GREYSTONE.....	B 3.51	FF 3.56
HASTINGS-ON-HUDSON....	S 3.54	S 3.58
DOBBS FERRY.....	S 3.56	S 4.01
ARDSLEY-ON-HUDSON....	S 3.59	FF 4.03
IRVINGTON.....	S 4.01	S 4.06
OW.....	4.04	4.09
TARRYTOWN.....	S 4.05	S 4.10
PHILIPSE MANOR.....	S 4.08	FF 4.12
SCARBOROUGH.....	S 4.12	S 4.15
OSSINING.....	S 4.15	S 4.18
CROTON-HARMON.....	S 4.19	S 4.23
CROTON NO. STA.....	4.24	S 4.28
ARRIVE	P.M.	P.M.	P.M.	P.M.	
		Will Run Nov. 27 Dec. 25 Jan. 1 Feb. 23			

WESTWARD

59

FIRST CLASS							
	†●541 Daily Ex. Sat. & Sun.	†●835 Daily Ex. Sat. & Sun.	†●885 Daily Ex. Sat. & Sun.	†●865 Daily Ex. Sat. & Sun.	†●543 Daily Ex. Sat. & Sun.	●9625 Sat. & Sunday Only	†●467 Daily Ex. Sat. & Sun.
	P.M.	P.M.	P.M.	P.M.	P.M.	P.M.	P.M.
.....	S 3.41	S 3.41	S *3.46
.....	S 3.31	S *3.45	S 3.48
.....	C 3.41	C 3.51	S 3.55	S 3.56	S 3.58
.....	C 3.42	S 3.56	S 3.59
.....	*3.43	3.53	*3.57	*3.58	*4.00
.....	S 3.58	S 3.59
.....	S 4.02	S 4.02
.....	MU	MU	RDC	RDC	S 4.04	MU	MU
.....	S 3.48	S 4.06	S 4.05
.....	S 4.08	S 4.07
.....	S 4.10	S 4.10
.....	S 3.52	S 4.13	S 4.13
.....	S 4.15
.....	S 3.55	S 4.18	S 4.16
.....	S 3.58
.....	S 4.01
.....	S 4.03
.....	S 4.05
.....	S 4.09
.....	S 4.13	MAKE	MAKE	MAKE
.....	S 4.18	NO.	NO.	NO.
.....	552	9626	466
.....	S 4.24
.....	S 4.02
.....	S 4.04
.....	S 4.06
.....	MU	S 4.08
.....	*3.59	S *4.10
.....	S 4.13
.....	FF 4.15
.....	B 4.17
.....	S 4.05	S 4.19
.....	4.07	S 4.22
.....
.....
.....	4.15
.....	S 4.16
.....
.....	S 4.23
.....	S 4.25
.....
.....	S 4.30	S 4.33	S 4.35
.....	4.36	S *4.39
	P.M.	P.M.	P.M.	P.M.	P.M.	P.M.	P.M.
						Will Run Nov. 27 Dec. 25 Jan. 1 Feb. 23	

GRAND CENTRAL TERMINAL TO WHITE PLAINS NORTH STATION AND CROTON NORTH STATION

60

STATIONS	FIRST CLASS				
	● 8317 Sat. & Sunday Only	● 8817 Sat. & Sunday Only	‡ ● Y240 Daily Ex. Sun.	● Y3002 Daily	
LEAVE	P.M.	P.M.	P.M.	P.M.	
G.C.T. { UPPER LEVEL	S 3.51			S 3.56	
{ LOWER LEVEL			S *3.56		
125th STREET.....	C 4.01		C 4.06		
138th STREET.....					
MOTT HAVEN JCT. (MO)..	4.03		*4.08	4.08	
MELROSE.....					
MORRISANIA.....					
TREMONT.....					
183rd STREET.....	MU	RDC	MU		
FORDHAM.....					
BOTANICAL GARDEN					
WILLIAMS BRIDGE.....					
WOODLAWN.....			4.16	4.15	
WAKEFIELD.....					
MOUNT VERNON.....					
FLEETWOOD.....					
BRONXVILLE.....					
TUCKAHOE.....					
CRESTWOOD.....					
SCARSDALE.....					
HARTSDALE.....					
WHITE PLAINS.....					
WHITE PLAINS NO. STA.					
HIGH BRIDGE.....					
MORRIS HEIGHTS.....					
UNIVERSITY HEIGHTS.....					
MARBLE HILL.....					
SPUYTEN DUYVIL.....	*4.10				
RIVERDALE.....					
MOUNT ST. VINCENT.....					
LUDLOW.....					
YONKERS.....	S 4.15				
GLENWOOD.....	4.17				
GREYSTONE.....					
HASTINGS-ON-HUDSON...					
DOBBS FERRY.....					
ARDSLEY-ON-HUDSON....					
IRVINGTON.....					
OW.....	4.25				
TARRYTOWN.....	S 4.26				
PHILIPSE MANOR.....					
SCARBOROUGH.....					
OSSINING.....	S 4.34				
CROTON-HARMON.....	S 4.39	S 4.40			
CROTON NO. STA.....	4.44	*4.43			
ARRIVE	P.M.	P.M.	P.M.	P.M.	
	Will Run Nov. 27 Dec. 25 Jan. 1 Feb. 23	Will Run Nov. 27 Dec. 25 Jan. 1 Feb. 23			

WESTWARD

61

FIRST CLASS							
	†●931 Daily Ex. Sat. & Sun.	†●739 Daily Ex. Sat. & Sun.	●9525 Sat. & Sunday Only.	●Y82 Daily	†●545 Daily Ex. Sat. & Sun.	†●Y348 Daily Ex. Sat. & Sun.	●9025 Sat. & Sunday Only
	P.M.	P.M.	P.M.	P.M.	P.M.	P.M.	P.M.
.....	\$ 4.01	S 4.01	S 4.03	S 4.16	S 4.16
.....	S+ 4.01	S *4.02
.....	C 4.11	C 4.11	C 4.11	C 4.13	C 4.12	C 4.26	C 4.28
.....	C 4.12	C 4.13
.....	4.13	4.13	4.13	4.15	*4.14	*4.28	4.31
.....
.....
.....	MU	MU	MU	MU
.....	S 4.19
.....
.....	4.21	4.21	4.23	4.22	4.36	4.39
.....	4.23	S 4.23	S 4.25	4.41
.....	S 4.26	S 4.27
.....	S 4.29	S 4.30
.....	S 4.31	S 4.32
.....	4.27	S 4.33	S 4.34	4.45
.....	S 4.37	S 4.38
.....	MAKE	S 4.40	S 4.41
.....	S 4.35	NO.	S 4.44	S 4.45	S 4.53
.....	X 4.39	356	X 4.57
.....	4.43	S 4.50	S 4.52	5.01
.....
.....
.....	*4.20
.....
.....	S 4.24
.....	S 4.27
.....	S 4.29
.....	S 4.31
.....	S 4.34
.....	S 4.36
.....	S 4.39
.....	S 4.41
.....	4.46
.....	S 4.47
.....
.....
	P.M.	P.M.	P.M.	P.M.	P.M.	P.M.	P.M.
			Will Run Nov. 27 Dec. 25 Jan. 1 Feb. 23				Will Run Nov. 27 Dec. 25 Jan. 1 Feb. 23

GRAND CENTRAL TERMINAL TO WHITE PLAINS NORTH STATION AND CROTON NORTH STATION

62

STATIONS	FIRST CLASS				
	‡0481 Daily Ex. Sat. & Sun.	●8741 Sat. & Sunday Only	‡0935 Daily Ex. Sat. & Sun.	‡0547 Daily Ex. Sat. & Sun.	
LEAVE	P.M.	P.M.	P.M.	P.M.	
G.C.T. { UPPER LEVEL		S 4.21	S 4.26		
{ LOWER LEVEL	S+ 4.18			S *4.27	
125th STREET.....	S 4.28	C 4.31	C 4.36	C 4.37	
138th STREET.....	S 4.29			C 4.38	
MOTT HAVEN JCT. (MO)...	*4.30	*4.33	4.38	*4.39	
MELROSE.....					
MORRISANIA.....					
TREMONT.....	H				
183rd STREET.....	A	MU	MU	MU	
FORDHAM.....	R				
BOTANICAL GARDEN	L				
WILLIAMS BRIDGE.....	E				
WOODLAWN.....	M		4.46	4.47	
WAKEFIELD.....					
MOUNT VERNON.....			4.47	S 4.49	
FLEETWOOD.....	B			S 4.51	
BRONXVILLE.....	R			S 4.54	
TUCKAHOE.....	A			S 4.56	
CRESTWOOD.....	N		4.51	S 4.58	
SCARSDALE.....	C			S 5.02	
HARTSDALE.....	H	MAKE		S 5.05	
WHITE PLAINS.....		NO.	S 5.00	S 5.09	
WHITE PLAINS NO.STA.		358	X 5.04		
			5.09	CC 5.15	
HIGH BRIDGE.....	S 4.32				
MORRIS HEIGHTS.....	S 4.34				
UNIVERSITY HEIGHTS.....	S 4.36				
MARBLE HILL.....	S 4.38	S 4.39			
SPUYTEN DUYVIL.....	S *4.40	*4.40			
RIVERDALE.....	S 4.43				
MOUNT ST. VINCENT.....	FF 4.45				
LUDLOW.....	B 4.47	S 4.45			
YONKERS.....	S 4.49	S 4.48			
GLENWOOD.....	S 4.54	S 4.50			
GREYSTONE.....					
HASTINGS-ON-HUDSON.....		S 4.54			
DOBBS FERRY.....		S 4.56			
ARDSLEY-ON-HUDSON.....					
IRVINGTON.....		S 5.01			
OW.....		5.04			
TARRYTOWN.....		S 5.05			
PHILIPSE MANOR.....					
SCARBOROUGH.....		S 5.11			
OSSINING.....		S 5.14			
CROTON-HARMON.....		S 5.19			
CROTON NO. STA.....		5.24			
ARRIVE	P.M.	P.M.	P.M.	P.M.	
		Will Run Nov. 27 Dec. 25 Jan. 1 Feb. 23			

WESTWARD

63

FIRST CLASS							
	†●551 Daily Ex. Sat. & Sun.	●83 Daily	●Y242 Daily Ex. Sun.	●Y308 Sunday Only	●9527 Saturday Only	†●741 Daily Ex. Sat. & Sun.	†●Y374 Daily Ex. Sat. & Sun.
	P.M.	P.M.	P.M.	P.M.	P.M.	P.M.	P.M.
.....	S 4.29	S 4.30	S 4.31	S 4.31	S 4.31	S+ 4.32	S 4.38
.....	S 4.39		C 4.41	C 4.41	C 4.41	C 4.43	C 4.48
.....	*4.41	4.43	4.43	4.43	4.43	4.45	4.50
.....	S 4.42						
.....	S 4.44						
.....	S 4.46						
.....	S 4.47		MU	MU	MU	MU	
.....	S 4.49						
.....	S 4.52						
.....	S 4.54						
.....	S 4.57		4.52	4.52	4.51		4.59
.....	S 4.59						
.....	S 5.04				S 4.53		
.....					S 4.56		
.....					S 4.59		
.....					S 5.01		
.....					S 5.03		
.....					S 5.07		
.....	MAKE				S 5.10		
.....	NO.				S 5.14		
.....	600						
.....					S 5.20		
.....							
.....							
.....		4.50				*4.52	
.....							
.....						S 4.56	
.....						S 4.58	
.....		4.57				S 5.00	
.....						S 5.02	
.....						S 5.05	
.....						S 5.07	
.....						S 5.10	
.....						S 5.12	
.....		5.06				5.15	
.....						S 5.16	
.....						S 5.19	
.....						S 5.23	
.....						S 5.26	
.....		C 5.15					
.....		5.22				S 5.30	
.....		5.24				S 5.36	
	P.M.	P.M.	P.M.	P.M.	P.M.	P.M.	P.M.
					Will Run Feb. 23		

GRAND CENTRAL TERMINAL TO WHITE PLAINS NORTH STATION AND CROTON NORTH STATION

64

STATIONS	FIRST CLASS				
	†●853 Daily Ex. Sat. & Sun.	†●937 Daily Ex. Sat. & Sun.	†●939 Daily Ex. Sat. & Sun.	†●Y356 Daily Ex. Sat. & Sun.	
LEAVE	P.M.	P.M.	P.M.	P.M.	
G.C.T. { UPPER LEVEL	S+ 4.41	S 4.44	S 4.47	S 4.46	
125th STREET.....		C 4.54	C 4.57	C 4.56	
138th STREET.....					
MOTT HAVEN JCT. (MO) ..	4.53	4.56	4.59	4.58	
MELROSE.....					
MORRISANIA.....					
TREMONT.....					
183rd STREET.....					
FORDHAM.....					
BOTANICAL GARDEN.....					
WILLIAMS BRIDGE.....					
WOODLAWN.....		5.04	5.07	5.06	
WAKEFIELD.....					
MOUNT VERNON.....		5.06	5.09		
FLEETWOOD.....					
BRONXVILLE.....					
TUCKAHOE.....					
CRESTWOOD.....		5.11	5.14		
SCARSDALE.....					
HARTSDALE.....					
WHITE PLAINS.....			S 5.23		
WHITE PLAINS NO. STA.		X 5.19	X 5.27		
		5.22	5.30		
HIGH BRIDGE.....					
MORRIS HEIGHTS.....					
UNIVERSITY HEIGHTS.....					
MARBLE HILL.....					
SPUYTEN DUYVIL.....	5.00				
RIVERDALE.....					
MOUNT ST. VINCENT.....					
LUDLOW.....					
YONKERS.....					
GLENWOOD.....	5.08				
GREYSTONE.....					
HASTINGS-ON-HUDSON.....					
DOBBS FERRY.....					
ARDSLEY-ON-HUDSON.....					
IRVINGTON.....					
OW.....	5.18				
TARRYTOWN.....					
PHILIPSE MANOR.....					
SCARBOROUGH.....					
OSSINING.....	S 5.24				
CROTON-HARMON.....	S 5.29				
	5.34				
CROTON NO. STA.	5.39				
ARRIVE	P.M.	P.M.	P.M.	P.M.	

WESTWARD

65

FIRST CLASS							
	†●553 T-9 T-18 Daily Ex. Sat. & Sun	†●627 Daily Ex. Sat. & Sun.	●8321 Saturday Only	●Y310 Saturday Only	†●483 T-6 Daily Ex. Sat. & Sun.	†●Y244 Daily Ex. Sat. & Sun.	†●Y376 Daily Ex. Sat. & Sun.
	P.M.	P.M.	P.M.	P.M.	P.M.	P.M.	P.M.
.....	S 4.49	S *4.51	S 4.51	S 4.51	S+ 4.55	S *4.54	S *4.56
.....	C 4.59	C 5.01	C 5.01	C 5.01	S 5.05	C 5.04
.....	S 5.06
.....	5.01	*5.03	5.03	5.03	*5.07	*5.06	*5.09
.....
.....
.....	MU	MU	MU	MU	MU
.....
.....	5.09	5.11	5.11	5.14	5.17
.....	S 5.11	C 5.13
.....	S 5.14
.....	S 5.17
.....	S 5.19
.....	S 5.22	5.18
.....	S 5.21
.....	MAKE	S 5.24	MAKE
.....	NO.	S 5.27	NO.
.....	604	S 5.32	360
.....	S 5.09
.....	S 5.11
.....	S 5.13
.....	S 5.16
.....	*5.10
.....
.....
.....	*5.17
.....
.....
.....	5.25
.....	S 5.26
.....
.....	S 5.34
.....	S 5.39
.....	# 5.44
.....	5.47
	P.M.	P.M.	P.M.	P.M.	P.M.	P.M.	P.M.
			Will Run Feb. 23				

GRAND CENTRAL TERMINAL TO WHITE PLAINS NORTH STATION AND CROTON NORTH STATION

66

STATIONS	FIRST CLASS				
	743	941	9529	Y8	
	Daily Ex. Sat. & Sun.	Daily Ex. Sat. & Sun.	Saturday & Sun. Only	Daily Ex. Sat	
LEAVE	P.M.	P.M.	P.M.	P.M.	
G.C.T. { UPPER LEVEL	S 5.01	S 5.01	S *5.02
{ LOWER LEVEL	S+ 4.59
125th STREET.....	C 5.09	C 5.11	C 5.11
138th STREET.....
MOTT HAVEN JCT. (MO) ..	5.11	5.13	*5.13	*5.14
MELROSE
MORRISANIA
TREMONT.....	H
183rd STREET.....	A	MU	MU
FORDHAM.....	R	S 5.18
BOTANICAL GARDEN.....	L
WILLIAMS BRIDGE.....	E
WOODLAWN	M	5.21	5.22	5.22
WAKEFIELD.....
MOUNT VERNON	5.23	S 5.24
FLEETWOOD.....	B	S 5.27
BRONXVILLE	R	S 5.30
TUCKAHOE.....	A	S 5.32
CRESTWOOD.....	N	5.28	S 5.34
SCARSDALE	C	S 5.38
HARTSDALE	H	MAKE	S 5.41
WHITE PLAINS	NO.	S 5.37	S 5.45
WHITE PLAINS NO.STA.	476	X 5.43
	5.46	S 5.50
HIGH BRIDGE
MORRIS HEIGHTS.....
UNIVERSITY HEIGHTS.....
MARBLE HILL
SPUYTEN DUYVIL	*5.18
RIVERDALE
MOUNT ST. VINCENT
LUDLOW.....	S 5.22
YONKERS	S 5.25
GLENWOOD	S 5.29
GREYSTONE
HASTINGS-ON-HUDSON....
DOBBS FERRY
ARDSLEY-ON-HUDSON
IRVINGTON
OW
TARRYTOWN.....
PHILIPSE MANOR.....
SCARBOROUGH
OSSINING
CROTON-HARMON
CROTON NO. STA.....
ARRIVE	P.M.	P.M.	P.M.	P.M.	
			Will Run Nov. 27 Dec. 25 Jan. 1 Feb. 23		

WESTWARD

67

FIRST CLASS							
	†0839 Daily Ex. Sat. & Sun.	†0899 Daily Ex. Sat. & Sun.	†0869 Daily Ex. Sat. & Sun.	†0555 Daily Ex. Sat. & Sun.	●Y86 Daily Ex. Sat. & Sun.	†0557 Daily Ex. Sat. & Sun.	†0559 Daily Ex. Sat. & Sun.
	P.M.	P.M.	P.M.	P.M.	P.M.	P.M.	P.M.
.....	S+ 5.03	S °5.04
.....	S 5.03	S 5.05	S °5.06
.....	C 5.13	S 5.13	C 5.14	C 5.15	S 5.17
.....	S 5.19
.....	5.15	5.15	°5.16	5.17	°5.20
.....	S 5.22
.....	S 5.27
.....	MU	RDC	RDC	MU	MU	S 5.29
.....	S 5.32
.....	S 5.34
.....	S 5.38
.....	5.23	5.24	5.25	S 5.42
.....	S 5.45
.....	5.25	S 5.28	S 5.50
.....	S 5.31
.....	S 5.34
.....	S 5.37
.....	5.30	S 5.41
.....	S 5.34
.....	S 5.38	MAKE	MAKE
.....	S 5.43	NO.	NO.
.....	326	308
.....	S 5.48
.....
.....
.....	5.22	MU
.....
.....
.....	5.29
.....
.....
.....
.....	°5.38
.....
.....
.....	S 5.45
.....
.....	S 5.49	S 5.51	S 5.54
.....	S 5.56	5.54	°5.57
	P.M.	P.M.	P.M.	P.M.	P.M.	P.M.	P.M.

GRAND CENTRAL TERMINAL TO WHITE PLAINS NORTH STATION AND CROTON NORTH STATION

68

STATIONS	FIRST CLASS				
	10745	10Y246	10Y332	0Y606	
	Daily Ex. Sat. & Sun.	Daily Ex. Sat. & Sun.	Daily Ex. Sat. & Sun.	Saturday Only	
LEAVE	P.M.	P.M.	P.M.	P.M.	
G.C.T. { UPPER LEVEL	S 5.10	S 5.08
{ LOWER LEVEL	S+ 5.07	S 5.08
125th STREET.....	C 5.17	S 5.18	C 5.20	C 5.18
138th STREET.....
MOTT HAVEN JCT. (MO)..	5.19	5.20	5.22	5.20
MELROSE.....
MORRISANIA.....
TREMONT.....
183rd STREET.....	H A MU
FORDHAM.....	R
BOTANICAL GARDEN.	L
WILLIAMS BRIDGE.....	E
WOODLAWN.....	M	5.28	5.30	5.28
WAKEFIELD.....
MOUNT VERNON.....
FLEETWOOD.....	B
BRONXVILLE.....	R
TUCKAHOE.....	A
CRESTWOOD.....	N
SCARSDALE.....	C
HARTSDALE.....	H
WHITE PLAINS.....
WHITE PLAINS NO.STA.
HIGH BRIDGE.....
MORRIS HEIGHTS.....
UNIVERSITY HEIGHTS.....
MARBLE HILL.....
SPUYTEN DUYVIL.....	5.26
RIVERDALE.....
MOUNT ST. VINCENT.....
LUDLOW.....
YONKERS.....
GLENWOOD.....	5.33
GREYSTONE.....
HASTINGS-ON-HUDSON....
DOBBS FERRY.....
ARDSLEY-ON-HUDSON....
IRVINGTON.....
OW.....	05.42
TARRYTOWN.....	S 5.43
PHILIPSE MANOR.....	S 5.46
SCARBOROUGH.....	S 5.50
OSSINING.....
CROTON-HARMON.....	5.57
CROTON NO. STA.....	6.02
ARRIVE	P.M.	P.M.	P.M.	P.M.	
				Will Run Nov. 27 Dec. 25 Jan. 1 Feb. 23	

WESTWARD

69

FIRST CLASS							
	Y608 Sunday Only	†747 Daily Ex. Sat. & Sun.	†Y378 Daily Ex. Sat. & Sun.	†Y248 Daily Ex. Sat. & Sun.	†797 Daily Ex. Sat. & Sun.	†749 Daily Ex. Sat. & Sun.	†943 Daily Ex. Sat. & Sun.
	P.M.	P.M.	P.M.	P.M.	P.M.	P.M.	P.M.
.....	S 5.11	S 5.12	S 5.17
.....	S+ 5.11	S 5.14	S+ 5.15	S+ 5.17
.....	C 5.21	C 5.21	C 5.22	C 5.24	S 5.27
.....	S 5.28
.....	5.23	5.23	5.24	5.26	5.27	5.29	5.29
.....
.....
.....	MU	MU	MU	MU
.....
.....
.....	5.32	5.32	5.34	5.37
.....
.....	5.39
.....
.....	5.44
.....	MAKE NO. 362
.....	X 5.52
.....	# 5.55
.....	S 5.33
.....	S 5.35
.....	S 5.37
.....	S 5.42
.....	5.30	5.33	S 5.48
.....	S 5.51
.....	S 5.53
.....	S 5.37	S 5.55
.....	S 5.40	S 5.58
.....	5.37	S 5.45	S 6.02
.....	S 6.04
.....	S 5.41	S 6.07
.....	S 5.44	S 6.11
.....	S 5.47	S 6.14
.....	S 5.50	S 6.17
.....	5.53	6.20
.....	S 6.21
.....	S 6.23
.....	S 6.25
.....	S 6.28
.....	C 6.05
.....	6.12	S 6.36
.....	S 6.19	6.41
	P.M.	P.M.	P.M.	P.M.	P.M.	P.M.	P.M.
<div>Will Not Run Dec. 24 Dec. 31</div>							

GRAND CENTRAL TERMINAL TO WHITE PLAINS NORTH STATION AND CROTON NORTH STATION

70

STATIONS	FIRST CLASS				
	†●Y250	●8745	†●841	†●561	
	Daily Ex. Sat. & Sun.	Sat. & Sunday Only	Daily Ex. Sat. & Sun.	Daily Ex. Sat. & Sun.	
LEAVE	P.M.	P.M.	P.M.	P.M.	
G.C.T. { UPPER LEVEL	S 5.21	S+ 5.21	S 5.22
{ LOWER LEVEL	S 5.19
125th STREET.....	C 5.29	S 5.31
138th STREET.....
MOTT HAVEN JCT. (MO) ..	5.31	*5.33	5.33	5.34
MELROSE
MORRISANIA
TREMONT.....
183rd STREET.....	MU	MU	MU
FORDHAM.....
BOTANICAL GARDEN.....
WILLIAMS BRIDGE.....
WOODLAWN	5.39	5.42
WAKEFIELD.....
MOUNT VERNON	5.44
FLEETWOOD.....
BRONXVILLE
TUCKAHOE.....
CRESTWOOD	5.49
SCARSDALE
HARTSDALE
WHITE PLAINS.....	S 5.58
WHITE PLAINS NO. STA.	S 6.05
HIGH BRIDGE	FF 5.35
MORRIS HEIGHTS.....	FF 5.37
UNIVERSITY HEIGHTS.....	S 5.39
MARBLE HILL	S 5.41
SPUYTEN DUYVIL	S *5.43	5.40
RIVERDALE	FF 5.46
MOUNT ST. VINCENT	J 5.47
LUDLOW.....	S 5.49
YONKERS	S 5.52
GLENWOOD	S 5.54	5.48
GREYSTONE
HASTINGS-ON-HUDSON....	S 5.58
DOBBS FERRY	S 6.01
ARDSLEY-ON-HUDSON	FF 6.03
IRVINGTON	S 6.06
OW	6.09	5.58
TARRYTOWN.....	S 6.10
PHILIPSE MANOR.....	FF 6.12
SCARBOROUGH	S 6.15
OSSINING	S 6.18	S 6.06
CROTON-HARMON	S 6.11
.....	S 6.23	# 6.16
CROTON NO. STA.	S 6.28	6.20
ARRIVE	P.M.	P.M.	P.M.	P.M.	
		Will Run Nov. 27 Dec. 25 Jan. 1 Feb. 23			

WESTWARD

71

FIRST CLASS							
	to 563 Daily Ex. Sat. & Sun.	to Y252 Daily Ex. Sat. & Sun.	to Y312 Sat. & Sunday Only	to 565 Daily Ex. Sat. & Sun.	to 751 Daily Ex. Sat. & Sun.	to Y380 Daily Ex. Sat. & Sun.	to 567 T-11 Daily Ex. Sat. & Sun.
	P.M.	P.M.	P.M.	P.M.	P.M.	P.M.	P.M.
.....	S 5.24	S °5.25	S ° 5.26	S+ 5.27	S °5.27
.....	S 5.26	S 5.28
.....	C 5.36	C 5.37
.....
.....	5.36	°5.37	°5.38	5.38	5.39	°5.39	5.40
.....
.....
.....
.....	MU	MU	MU	MU	MU	MU
.....
.....
.....	5.44	5.45	5.46	5.46	5.47	5.48
.....	5.46	5.48	S 5.51
.....	S 5.57
.....	S 5.53
.....	S 5.56
.....	5.51	S 6.00
.....	S 5.57
.....	S 6.02	MAKE	MAKE
.....	NO.	NO.
.....	302	306
.....	6.12
.....
.....
.....	5.46
.....
.....
.....	5.53
.....
.....
.....	S °6.02
.....	S 6.03
.....	S 6.07
.....	S 6.12
.....
.....	6.21
.....	6.26
	P.M.	P.M.	P.M.	P.M.	P.M.	P.M.	P.M.
						Will Run Nov. 27 Dec. 25 Jan. 1 Feb. 23	

GRAND CENTRAL TERMINAL TO WHITE PLAINS NORTH STATION AND CROTON NORTH STATION

72

STATIONS	FIRST CLASS				
	†Y144	●9531	†Y254	†Y755	
	Daily Ex. Sat. & Sun.	Saturday Only	Daily Ex. Sat. & Sun.	Daily Ex. Sat. & Sun.	
LEAVE	P.M.	P.M.	P.M.	P.M.	
G.C.T. { UPPER LEVEL	°5.30	S 5.31	S 5.33
{ LOWER LEVEL	S+ 5.32
125th STREET.....	C 5.41
138th STREET.....
MOTT HAVEN JCT. (MO)..	°5.42	5.43	5.45	5.44
MELROSE
MORRISANIA
TREMONT.....
183rd STREET.....	MU	MU	MU
FORDHAM.....
BOTANICAL GARDEN.....
WILLIAMS BRIDGE.....
WOODLAWN	5.50	5.51	5.53
WAKEFIELD.....
MOUNT VERNON	S 5.53
FLEETWOOD.....	S 5.56
BRONXVILLE	S 5.59
TUCKAHOE.....	S 6.01
CRESTWOOD	S 6.03
SCARSDALE	S 6.07
HARTSDALE	S 6.10
WHITE PLAINS	S 6.14
WHITE PLAINS NO.STA.	S 6.20
HIGH BRIDGE
MORRIS HEIGHTS.....
UNIVERSITY HEIGHTS.....
MARBLE HILL
SPUYTEN DUYVIL	5.51
RIVERDALE
MOUNT ST. VINCENT
LUDLOW.....
YONKERS
GLENWOOD	*6.00
GREYSTONE
HASTINGS-ON-HUDSON....	S 6.04
DOBBS FERRY	S 6.08
ARDSLEY-ON-HUDSON	S 6.11
IRVINGTON	S 6.14
OW	6.17
TARRYTOWN.....
PHILIPSE MANOR.....
SCARBOROUGH
OSSINING
CROTON-HARMON	6.27
CROTON NO. STA.....
ARRIVE	P.M.	P.M.	P.M.	P.M.	

WESTWARD

73

FIRST CLASS							
	†0Y358 Daily Ex. Sat. & Sun.	†0571 Daily Ex. Sat. & Sun.	†0757 Daily Ex. Sat. & Sun.	†0Y256 Daily Ex. Sat. & Sun.	†0Y334 Daily Ex. Sat. & Sun.	†0487 Daily Ex. Sat. & Sun.	†0Y258 Daily Ex. Sat. & Sun.
	P.M.	P.M.	P.M.	P.M.	P.M.	P.M.	P.M.
.....	S 5.35	S 5.39
.....	S 5.35	S+ 5.36	S 5.37	S+ 5.39	S 5.41
.....	C 5.45	S 5.45	C 5.47	C 5.49	S 5.49	C 5.51
.....	S 5.47	S 5.50
.....	5.47	5.48	5.48	5.49	5.51	5.51	5.53
.....	S 5.50
.....	S 5.52
.....	S 5.56
.....	MU	S 5.58	MU	MU	MU	MU	MU
.....	S 6.00
.....	S 6.02
.....	S 6.05
.....	5.55	S 6.09	5.57	5.59	6.01
.....	S 6.11
.....	S 6.17
.....
.....	MU
.....
.....	MAKE	MAKE
.....	NO.	NO.
.....	314	372
.....	S 5.54
.....	S 5.56
.....	S 5.58
.....	S 6.03
.....	5.55	S 6.07
.....	S 6.09
.....	S 6.11
.....	S 5.59	B 6.13
.....	S 6.02	S 6.15
.....	S 6.05	S 6.20
.....	S 6.08
.....
.....
.....
.....	6.26
.....
.....
.....
.....	6.38
.....	6.45
	P.M.	P.M.	P.M.	P.M.	P.M.	P.M.	P.M.

GRAND CENTRAL TERMINAL TO WHITE PLAINS NORTH STATION
AND CROTON NORTH STATION

74

STATIONS	FIRST CLASS				
	†0945	†0843	†0947	†0893	
	Daily Ex. Sat. & Sun.	Daily Ex. Sat. & Sun.	Daily Ex. Sat. & Sun.	Daily Ex. Sat. & Sun.	
LEAVE	P.M.	P.M.	P.M.	P.M.	
G.C.T. { UPPER LEVEL	S 5.43	S + 5.43	S 5.46
125th STREET.....	C 5.53
138th STREET.....
MOTT HAVEN JCT. (MO)..	5.55	5.55	5.58
MELROSE
MORRISANIA
TREMONT.....
183rd STREET.....	MU	RDC
FORDHAM.....
BOTANICAL GARDEN.....
WILLIAMS BRIDGE.....
WOODLAWN	6.03	6.06
WAKEFIELD.....
MOUNT VERNON	6.05	6.08
FLEETWOOD.....
BRONXVILLE
TUCKAHOE.....
CRESTWOOD	6.10	6.13
SCARSDALE
HARTSDALE
WHITE PLAINS.....	S 6.21
WHITE PLAINS NO.STA.	6.18	X 6.25
	# 6.20	# 6.28
HIGH BRIDGE
MORRIS HEIGHTS.....
UNIVERSITY HEIGHTS.....
MARBLE HILL
SPUYTEN DUYVIL	6.02
RIVERDALE
MOUNT ST. VINCENT
LUDLOW.....
YONKERS
GLENWOOD	6.09
GREYSTONE
HASTINGS-ON-HUDSON....
DOBBS FERRY
ARDSLEY-ON-HUDSON
IRVINGTON
OW	6.17
TARRYTOWN.....
PHILIPSE MANOR.....
SCARBOROUGH
OSSINING	D 6.25
CROTON-HARMON	S 6.30	S 6.34
CROTON NO. STA.....	6.35	6.37
ARRIVE	P.M.	P.M.	P.M.	P.M.	

WESTWARD

75

FIRST CLASS							
	10873 Daily Ex. Sat. & Sun.	09633 Sat. & Sunday Only	10761 Daily Ex. Sat. & Sun.	10573 Daily Ex. Sat. & Sun.	10575 Daily Ex. Sat. & Sun.	10763 Daily Ex. Sat. & Sun.	08323 Sat. & Sunday Only
	P.M.	P.M.	P.M.	P.M.	P.M.	P.M.	P.M.
.....	S 5.46	S+ 5.49	S+ 5.51	S 5.51
.....	S 5.56	C 5.59	S 5.49	S 5.51
.....	°5.58	6.01	6.01	6.03	6.03	6.03
.....	S 5.59
.....	S 6.02
.....	RDC	MU	MU	MU	MU	MU	MU
.....	S 6.05
.....	S 6.07
.....	S 6.10
.....	S 6.13	6.09	6.11
.....	FF 6.14
.....	S 6.16	6.11	6.13
.....	S 6.17
.....	S 6.20
.....	6.16	S 6.25
.....	S 6.21
.....	MAKE	S 6.26
.....	NO.
.....	9634	6.33	6.39
.....
.....	6.08	6.10	°6.10
.....
.....	S 6.15
.....	6.15	°6.18	6.17
.....	S 6.21
.....	S 6.24
.....	S 6.27
.....	S 6.30
.....	°6.25	6.34	6.25
.....	S 6.26	S 6.26
.....	S 6.30
.....	S 6.34	S 6.34
.....	S 6.35	6.43	6.46	S 6.39
.....	S °6.40	6.50	6.44
	P.M.	P.M.	P.M.	P.M.	P.M.	P.M.	P.M.
		Will Run Nov. 27 Dec. 25 Jan. 1 Feb. 23					Will Run Nov. 27 Dec. 25 Jan. 1 Feb. 23

GRAND CENTRAL TERMINAL TO WHITE PLAINS NORTH STATION
AND CROTON NORTH STATION

76

STATIONS	FIRST CLASS				
	●8823 Sat. & Sunday Only	†●577 T-11 Daily Ex. Sat. & Sun.	†●Y260 Daily Ex. Sat. & Sun.	†●Y262 Daily Ex. Sat. & Sun.	
LEAVE	P.M.	P.M.	P.M.	P.M.	
G.C.T. { UPPER LEVEL
{ LOWER LEVEL	S 5.53	S *5.53	S *5.56
125th STREET.....		C 6.03	C 6.03	C 6.06
138th STREET.....				
MOTT HAVEN JCT. (MO) ..		6.05	6.05	*6.08
MELROSE	H A R L E M			
MORRISANIA
TREMONT.....				
183rd STREET.....		RDC	MU	MU
FORDHAM.....				
BOTANICAL GARDEN.....	B R A N C H			
WILLIAMS BRIDGE.....				
WOODLAWN			6.13	6.13	6.16
WAKEFIELD.....				
MOUNT VERNON		S 6.16		
FLEETWOOD.....		S 6.22		
BRONXVILLE
TUCKAHOE.....				
CRESTWOOD
SCARSDALE
HARTSDALE
WHITE PLAINS.....				
WHITE PLAINS NO.STA.....		MAKE NO. 312		
HIGH BRIDGE
MORRIS HEIGHTS.....				
UNIVERSITY HEIGHTS.....				
MARBLE HILL
SPUYTEN DUYVIL
RIVERDALE
MOUNT ST. VINCENT
LUDLOW.....				
YONKERS
GLENWOOD
GREYSTONE
HASTINGS-ON-HUDSON.....				
DOBBS FERRY
ARDSLEY-ON-HUDSON
IRVINGTON
OW
TARRYTOWN.....				
PHILIPSE MANOR.....				
SCARBOROUGH
OSSINING
CROTON-HARMON	S 6.40			
CROTON NO. STA.....	*6.43			
ARRIVE	P.M.	P.M.	P.M.	P.M.	
	Will Run Nov. 27 Dec. 25 Jan. 1 Feb. 23				

WESTWARD

77

FIRST CLASS							
	10765 Daily Ex. Sat. & Sun.	0Y314 Saturday Only	10949 Daily Ex. Sat. & Sun.	09533 Sat. & Sunday Only	0Y610 Saturday Only	10579 Daily Ex. Sat. & Sun.	0Y88 Daily
	P.M.	P.M.	P.M.	P.M.	P.M.	P.M.	P.M.
	S+ 5.57	S 5.59	S 6.01	S 6.01	S 6.03	S 6.05	S 6.03
	C 6.07	C 6.09	C 6.11	C 6.11	C 6.13	C 6.15	C 6.18
	6.09	6.11	6.13	6.13	6.15	6.17	6.20
	MU	MU		MU	MU	MU	
		6.19	6.21	6.21	6.24	6.25	6.27
			6.23	S 6.23		6.27	
				S 6.26			
				S 6.29			
				S 6.31			
			6.28	S 6.33		6.32	
				S 6.37		S 6.38	
				S 6.40		S 6.42	
			S 6.37	S 6.44		S 6.48	
			X 6.42				
			# 6.45	S 6.50		S 6.53	
	6.17						
	S 6.22						
	S 6.25						
	S 6.27						
	S 6.29						
	S 6.32						
	S 6.34						
	S 6.37						
	S 6.39						
	6.42						
	S 6.43						
	S 6.45						
	S 6.49						
	S 6.53						
	S 6.57						
	P.M.	P.M.	P.M.	P.M.	P.M.	P.M.	P.M.
				Will Run Nov. 27 Dec. 25 Jan. 1 Feb. 23	Will Run Nov. 27 Dec. 25 Jan. 1 Feb. 23		

GRAND CENTRAL TERMINAL TO WHITE PLAINS NORTH STATION
AND CROTON NORTH STATION

78

STATIONS	FIRST CLASS				
	†●489 Daily Ex. Sat. & Sun.	†●581 Daily Ex. Sat. & Sun.	†●Y264 Daily Ex. Sat. & Sun.	†●Y382 Daily Ex. Sat. & Sun.	
LEAVE	P.M.	P.M.	P.M.	P.M.	
G.C.T. { UPPER LEVEL				S 6.09	
{ LOWER LEVEL	S+ 6.06	S 6.08	S *6.09		
125th STREET.....	S 6.16	C 6.18	C 6.19	C 6.19	
138th STREET.....	S 6.17				
MOTT HAVEN JCT. (MO) ..	*6.18	6.20	*6.21	*6.21	
MELROSE.....					
MORRISANIA.....					
TREMONT.....	H				
183rd STREET.....	A MU	MU	MU		
FORDHAM.....	R				
BOTANICAL GARDEN.....	L				
WILLIAMS BRIDGE.....	E				
WOODLAWN.....	M 6.28	6.30	6.30		
WAKEFIELD.....					
MOUNT VERNON.....		S 6.30			
FLEETWOOD.....	B	S 6.33			
BRONXVILLE.....	R	S 6.36			
TUCKAHOE.....	A	S 6.39			
CRESTWOOD.....		S 6.43			
SCARSDALE.....	N	S 6.47			
HARTSDALE.....	C MAKE	S 6.50			
WHITE PLAINS.....	H NO.	S 6.54			
WHITE PLAINS NO.STA	478				
		S 7.00			
HIGH BRIDGE.....	S 6.21				
MORRIS HEIGHTS.....	S 6.23				
UNIVERSITY HEIGHTS.....	S 6.25				
MARBLE HILL.....	S 6.27				
SPUYTEN DUYVIL.....	S *6.29				
RIVERDALE.....	S 6.32				
MOUNT ST. VINCENT.....	S 6.34				
LUDLOW.....	B 6.36				
YONKERS.....	S 6.39				
GLENWOOD.....	S 6.44				
GREYSTONE.....					
HASTINGS-ON-HUDSON.....					
DOBBS FERRY.....					
ARDSLEY-ON-HUDSON.....					
IRVINGTON.....					
OW.....					
TARRYTOWN.....					
PHILIPSE MANOR.....					
SCARBOROUGH.....					
OSSINING.....					
CROTON-HARMON.....					
CROTON NO. STA.....					
ARRIVE	P.M.	P.M.	P.M.	P.M.	

WESTWARD

79

FIRST CLASS							
	†●583 Daily Ex. Sat. & Sun.	†●Y330 Daily Ex. Sat. & Sun.	●9033 Sat. & Sunday Only	†●767 Daily Ex. Sat. & Sun.	●8749 Sat. & Sunday Only	†●953 Daily Ex. Sat. & Sun.	●Y268 Daily
	P.M.	P.M.	P.M.	P.M.	P.M.	P.M.	P.M.
.....	S 6.11	S 6.12	S 6.16	S+ 6.21	S 6.21	S 6.27	S 6.26
.....	S 6.21	C 6.22	C 6.28	C 6.31	C 6.31	C 6.42	C 6.36
.....	S 6.22						
.....	*6.23	6.24	6.31	6.33	*6.33	6.44	*6.38
.....	S 6.25						
.....	S 6.26						
.....	S 6.30						
.....	S 6.32	MU		MU	MU		MU
.....	S 6.34						
.....	S 6.37						
.....	S 6.40						
.....	S 6.43	6.33	6.39			6.52	6.46
.....	S 6.45						
.....	S 6.48		6.41			6.54	
.....							
.....	MU						
.....			6.45			6.59	
.....	MAKE						
.....	NO.		S 6.53			S 7.08	
.....	316		X 6.57			X 7.12	
.....			# 7.01			# 7.15	
.....							
.....					S 6.39		
.....				*6.40	*6.40		
.....							
.....				S 6.44	S 6.45		
.....				S 6.47	S 6.48		
.....				S 6.49	S 6.50		
.....				S 6.51			
.....				S 6.53	S 6.54		
.....				S 6.56	S 6.56		
.....				S 6.59			
.....				S 7.02	S 7.01		
.....				7.05	7.04		
.....				S 7.06	S 7.05		
.....				S 7.09			
.....				S 7.13	S 7.11		
.....				S 7.16	S 7.14		
.....							
.....				S 7.21	S 7.19		
.....				S 7.26	7.24		
	P.M.	P.M.	P.M.	P.M.	P.M.	P.M.	P.M.
			Will Run Nov. 27 Dec. 25 Jan. 1 Feb. 23		Will Run Nov. 27 Dec. 25 Jan. 1 Feb. 23		

GRAND CENTRAL TERMINAL TO WHITE PLAINS NORTH STATION AND CROTON NORTH STATION

80

STATIONS	FIRST CLASS				
	●61 Daily	‡●585 Daily Ex. Sat. & Sun.	‡●845 Daily Ex. Sat. & Sun.	‡●895 Daily Ex. Sat. & Sun.	
LEAVE	P.M.	P.M.	P.M.	P.M.	
G.C.T. { UPPER LEVEL	S+ 6.31	S 6.32			
{ LOWER LEVEL			S 6.41		
125th STREET.....		C 6.42	C 6.51		
138th STREET.....					
MOTT HAVEN JCT. (MO)..	6.43	6.44	6.53		
MELROSE.....					
MORRISANIA.....					
TREMONT.....					
183rd STREET.....		MU	MU	RDC	
FORDHAM.....					
BOTANICAL GARDEN					
WILLIAMS BRIDGE.....					
WOODLAWN.....		6.52			
WAKEFIELD.....					
MOUNT VERNON.....		S 6.54			
FLEETWOOD.....		S 6.57			
BRONXVILLE.....		S 7.00			
TUCKAHOE.....		S 7.03			
CRESTWOOD.....		S 7.05			
SCARSDALE.....		S 7.10			
HARTSDALE.....		S 7.14			
WHITE PLAINS.....		S 7.19			
WHITE PLAINS NO.STA.		S 7.24			
HIGH BRIDGE.....					
MORRIS HEIGHTS.....					
UNIVERSITY HEIGHTS....					
MARBLE HILL.....					
SPUYTEN DUYVIL.....	6.50		7.00		
RIVERDALE.....					
MOUNT ST. VINCENT.....					
LUDLOW.....					
YONKERS.....			S 7.05		
GLENWOOD.....	6.57		7.07		
GREYSTONE.....					
HASTINGS-ON-HUDSON....					
DOBBS FERRY.....					
ARDSLEY-ON-HUDSON....					
IRVINGTON.....					
OW.....	7.06		●7.15		
TARRYTOWN.....			S 7.16		
PHILIPSE MANOR.....					
SCARBOROUGH.....					
OSSINING.....			S 7.24		
CROTON-HARMON.....	C 7.15				
	7.22		S 7.29	S 7.32	
CROTON NO. STA.....	7.24		7.34	7.36	
ARRIVE	P.M.	P.M.	P.M.	P.M.	

WESTWARD

81

FIRST CLASS							
	†●875 Daily Ex. Sat. & Sun.	†●799 Daily Ex. Sat. & Sun.	†●587 Daily Ex. Sat. & Sun.	●8081 Saturday Only	●8827 Saturday Only	†●Y270 Daily Ex. Sat. & Sun.	†●589 Daily Ex. Sat. & Sun.
	P.M.	P.M.	P.M.	P.M.	P.M.	P.M.	P.M.
.....				S 6.51			
.....		S 6.44	S *6.46			S *6.59	S 7.01
.....		C 6.54	S 6.56	C 7.01		C 7.09	C 7.11
.....							
.....		*6.56	*6.58	7.03		*7.11	7.13
.....			S 6.59				
.....			S 7.01				
.....			S 7.04	MU			
.....	RDC	MU	S 7.06	RDC	RDC	MU	MU
.....			S 7.08				
.....			S 7.10				
.....			S 7.12				
.....			S 7.14			7.20	7.21
.....			S 7.15				
.....			S 7.19				S 7.23
.....							S 7.26
.....							S 7.29
.....			MU				S 7.32
.....							S 7.34
.....							S 7.38
.....			MAKE				S 7.41
.....			NO				S 7.45
.....			636				
.....							S 7.50
.....							
.....		S 7.01					
.....		S 7.03					
.....		S *7.06		*7.10			
.....		S 7.08					
.....							
.....		S 7.11					
.....		S 7.14		S 7.15			
.....		S 7.16		7.17			
.....							
.....		S 7.20					
.....		S 7.22					
.....		S 7.25					
.....		S 7.27					
.....		7.31		7.25			
.....		S 7.32		S 7.26			
.....							
.....		S 7.37					
.....		S 7.40		S 7.34			
.....				S 7.39			
.....	S 7.35	S 7.45		# 7.43	S 7.40		
.....	B *7.38	7.51		7.46	7.43		
	P.M.	P.M.	P.M.	P.M.	P.M.	P.M.	P.M.
				Will Run Feb. 23			

GRAND CENTRAL TERMINAL TO WHITE PLAINS NORTH STATION AND CROTON NORTH STATION

82

STATIONS	FIRST CLASS				
	● 9535 Sat. & Sunday Only	● Y384 Daily Ex. Sat.	● Y612 Saturday Only	† ● 491 Daily Ex. Sat. & Sun.	
LEAVE	P.M.	P.M.	P.M.	P.M.	
G.C.T. { UPPER LEVEL	S 7.01	S *7.06	S 7.06
{ LOWER LEVEL	S 7.06
125th STREET.....	C 7.11	C 7.19	C 7.16	S 7.16
138th STREET.....
MOTT HAVEN JCT. (MO)..	*7.13	*7.21	7.18	*7.18
MELROSE.....
MORRISANIA.....
TREMONT.....
183rd STREET.....	MU	MU	MU
FORDHAM.....	S 7.16
BOTANICAL GARDEN.....
WILLIAMS BRIDGE.....
WOODLAWN.....	7.22	7.31	7.27
WAKEFIELD.....
MOUNT VERNON.....	S 7.24
FLEETWOOD.....	S 7.27
BRONXVILLE.....	S 7.30
TUCKAHOE.....	S 7.32
CRESTWOOD.....	S 7.34
SCARSDALE.....	S 7.38
HARTSDALE.....	S 7.41
WHITE PLAINS.....	S 7.45	MAKE
WHITE PLAINS NO.STA.	S 7.50	NO.
				480
HIGH BRIDGE.....	FF 7.21
MORRIS HEIGHTS.....	FF 7.23
UNIVERSITY HEIGHTS.....	S 7.25
MARBLE HILL.....	S 7.28
SPUYTEN DUYVIL.....	S *7.31
RIVERDALE.....	S 7.33
MOUNT ST. VINCENT.....	FF 7.35
LUDLOW.....	B 7.37
YONKERS.....	S 7.40
GLENWOOD.....	S 7.43
GREYSTONE.....
HASTINGS-ON-HUDSON.....
DOBBS FERRY.....
ARDSLEY-ON-HUDSON.....
IRVINGTON.....
OW.....
TARRYTOWN.....
PHILIPSE MANOR.....
SCARBOROUGH.....
OSSINING.....
CROTON-HARMON.....
CROTON NO. STA.....
ARRIVE	P.M.	P.M.	P.M.	P.M.	
	Will Run Nov. 27 Dec. 25 Jan. 1 Feb. 23				

WESTWARD

83

FIRST CLASS							
	†●957 R-30 Daily Ex. Sat. & Sun.	†●771 Daily Ex. Sat. & Sun.	●8753 Sat. & Sunday Only	●Y272 Daily	†●593 Daily Ex. Sat. & Sun.	●9637 Sat. & Sunday Only	†●847 Daily Ex. Sat. & Sun.
	P.M.	P.M.	P.M.	P.M.	P.M.	P.M.	P.M.
.....	S 7.16	S 7.21	S 7.21	S 7.26	S 7.31	S 7.46	S 7.51
.....	C 7.28	C 7.31	S 7.31	C 7.36	S 7.41	S 7.56	C 8.01
.....			S 7.32				
.....	7.31	7.33	7.33	7.38	7.43	7.58	8.03
.....					S 7.44	S 7.59	
.....							
.....					S 7.47	S 8.02	
.....		MU	MU	MU	MU	MU	MU
.....					S 7.50	S 8.05	
.....					S 7.52	S 8.07	
.....					S 7.54	S 8.10	
.....	7.39			7.47	S 7.57	S 8.13	
.....					S 7.58		
.....	7.41				S 8.00	S 8.16	
.....					S 8.02		
.....					S 8.05		
.....					S 8.07		
.....	7.45				S 8.09		
.....					S 8.13		
.....					S 8.16	MAKE	
.....	S 7.51				S 8.20	NO.	
.....	X 7.55					9638	
.....	7.59				S 8.25		
.....			FF 7.35				
.....			FF 7.37				
.....			S 7.39				
.....			S 7.41				
.....		7.40	S 7.43				8.10
.....			FF 7.45				
.....			FF 7.47				
.....		S 7.45	S 7.49				
.....		S 7.48	S 7.52				S 8.15
.....		S 7.50	S 7.54				8.17
.....		S 7.52	FF 7.56				
.....		S 7.54	S 7.58				
.....		S 7.56	S 8.01				
.....		S 7.59	FF 8.03				
.....		S 8.01	S 8.06				
.....		8.05	8.09				8.25
.....		S 8.06	S 8.10				S 8.26
.....		S 8.09	FF 8.12				
.....		S 8.13	S 8.15				
.....		S 8.16	S 8.18				S 8.34
.....							
.....		S 8.21	S 8.23				S 8.39
.....		S 8.26	S 8.28				8.44
	P.M.	P.M.	P.M.	P.M.	P.M.	P.M.	P.M.
			Will Run Nov. 27 Dec. 25 Jan. 1 Feb. 23			Will Run Nov. 27 Dec. 25 Jan. 1 Feb. 23	

GRAND CENTRAL TERMINAL TO WHITE PLAINS NORTH STATION AND CROTON NORTH STATION

84

STATIONS	FIRST CLASS				
	†●897 Daily Ex. Sat. & Sun.	●8331 Sat. & Sunday Only	●8831 Sat. & Sunday Only	●Y148 Sat. & Sunday Only	
LEAVE	P.M.	P.M.	P.M.	P.M.	
G.C.T. { UPPER LEVEL		S 7.51		S •7.52	
{ LOWER LEVEL					
125th STREET.....		C 8.01		C 8.02	
138th STREET.....					
MOTT HAVEN JCT. (MO)..		8.03		•8.04	
MELROSE.....	H A R L E M B R A N C H				
MORRISANIA.....					
TREMONT.....					
183rd STREET.....		RDC	MU	RDC	
FORDHAM.....					
BOTANICAL GARDEN					
WILLIAMS BRIDGE.....					
WOODLAWN.....				8.13	
WAKEFIELD.....					
MOUNT VERNON.....					
FLEETWOOD.....					
BRONXVILLE.....					
TUCKAHOE.....					
CRESTWOOD.....					
SCARSDALE.....					
HARTSDALE.....					
WHITE PLAINS.....					
WHITE PLAINS NO.STA.					
HIGH BRIDGE.....					
MORRIS HEIGHTS.....					
UNIVERSITY HEIGHTS.....					
MARBLE HILL.....					
SPUYTEN DUYVIL.....		•8.10			
RIVERDALE.....					
MOUNT ST. VINCENT.....					
LUDLOW.....					
YONKERS.....		S 8.15			
GLENWOOD.....		8.17			
GREYSTONE.....					
HASTINGS-ON-HUDSON....					
DOBBS FERRY.....					
ARDSLEY-ON-HUDSON.....					
IRVINGTON.....					
OW.....		8.25			
TARRYTOWN.....		S 8.26			
PHILIPSE MANOR.....					
SCARBOROUGH.....					
OSSINING.....		S 8.34			
CROTON-HARMON.....	S 8.42	S 8.39	S 8.40		
CROTON NO. STA.....	8.45	8.44	•8.43		
ARRIVE	P.M.	P.M.	P.M.	P.M.	
		Will Run Nov. 27 Dec. 25 Jan. 1 Feb. 23	Will Run Nov. 27 Dec. 25 Jan. 1 Feb. 23	Will Run Nov. 27 Dec. 25 Jan. 1 Feb. 23	

WESTWARD

85

FIRST CLASS							
	†●Y274 Daily Ex. Sun.	†●595 Daily Ex. Sat. & Sun.	●9537 Sat. & Sunday Only	●Y386 Daily Ex. Sun.	†●469 Daily Ex. Sat. & Sun.	●Y90 Sat. & Sunday Only	●Y614 Sunday Only
	P.M.	P.M.	P.M.	P.M.	P.M.	P.M.	P.M.
.....	S 7.56	S 8.01	S 8.01	S 8.02	S 8.06	S 8.06	S 8.11
.....	C 8.06	C 8.11	C 8.11	C 8.12	S 8.16	C 8.16	C 8.21
.....	8.08	8.13	8.13	8.14	8.18	8.18	8.23
.....							
.....		S 8.16					
.....	MU	MU	MU		MU		
.....		S 8.19					
.....	8.16	8.24	8.22	8.23		8.27	8.32
.....		S 8.26	S 8.23				
.....		S 8.28	S 8.26				
.....		S 8.31	S 8.29				
.....		S 8.33	S 8.31				
.....		S 8.35	S 8.33				
.....		S 8.39	S 8.37				
.....		S 8.42	S 8.40		MAKE NO. 468		
.....		S 8.46	S 8.44				
.....		S 8.50	S 8.50				
.....					FF 8.21		
.....					FF 8.23		
.....					S 8.25		
.....					S 8.28		
.....					S 8.31		
.....					S 8.33		
.....					FF 8.35		
.....					B 8.37		
.....					S 8.40		
.....					S 8.43		
.....							
.....							
.....							
.....							
	P.M.	P.M.	P.M.	P.M.	P.M.	P.M.	P.M.
Will Run Nov. 27 Dec. 25 Jan. 1 Feb. 23			Will Run Nov. 27 Dec. 25 Jan. 1 Feb. 23				

GRAND CENTRAL TERMINAL TO WHITE PLAINS NORTH STATION AND CROTON NORTH STATION

86

STATIONS	FIRST CLASS				
	●9039	●9037	†●959	†●777	
	Sunday Only	Saturday Only	Daily Ex. Sat. & Sun.	Daily Ex. Sat. & Sun.	
LEAVE	P.M.	P.M.	P.M.	P.M.	
G.C.T. { UPPER LEVEL	S 8.16	S 8.16	S 8.16	S 8.21
{ LOWER LEVEL
125th STREET.....	C 8.28	C 8.28	C 8.28	C 8.31
138th STREET.....
MOTT HAVEN JCT. (MO)..	8.31	8.31	8.31	8.33
MELROSE.....
MORRISANIA.....
TREMONT.....
183rd STREET.....	MU
FORDHAM.....
BOTANICAL GARDEN.....
WILLIAMS BRIDGE.....
WOODLAWN.....	8.39	8.39	8.39
WAKEFIELD.....
MOUNT VERNON.....	8.41	8.41	8.41
FLEETWOOD.....
BRONXVILLE.....
TUCKAHOE.....
CRESTWOOD.....	8.45	8.45	8.45
SCARSDALE.....
HARTSDALE.....
WHITE PLAINS.....	S 8.53	S 8.53	S 8.53
WHITE PLAINS NO.STA.	X 8.57	X 8.57	X 8.57
	9.01	9.01	9.01
HIGH BRIDGE.....
MORRIS HEIGHTS.....
UNIVERSITY HEIGHTS.....
MARBLE HILL.....
SPUYTEN DUYVIL.....	8.40
RIVERDALE.....
MOUNT ST. VINCENT.....
LUDLOW.....	S 8.44
YONKERS.....	S 8.47
GLENWOOD.....	S 8.50
GREYSTONE.....	B 8.52
HASTINGS-ON-HUDSON.....	S 8.54
DOBBS FERRY.....	S 8.56
ARDSLEY-ON-HUDSON.....	S 8.59
IRVINGTON.....	S 9.01
OW.....	9.04
TARRYTOWN.....	S 9.05
PHILIPSE MANOR.....	S 9.08
SCARBOROUGH.....	S 9.12
OSSINING.....	S 9.15
CROTON-HARMON.....	S 9.20
CROTON NO. STA.....	S 9.26
ARRIVE	P.M.	P.M.	P.M.	P.M.	
<div>Will Run</div> <div>Nov. 27</div> <div>Dec. 25</div> <div>Jan. 1</div> <div>Feb. 23</div>					

WESTWARD

87

FIRST CLASS							
	●8757 Sat. & Sunday Only	●Y276 Daily	†●597 Daily Ex. Sat. & Sun.	●85 Daily	●35 Saturday Only	†●849 Daily Ex. Sat. & Sun.	†●879 Daily Ex. Sat. & Sun.
					News Papers		
	P.M.	P.M.	P.M.	P.M.	P.M.	P.M.	P.M.
.....	S 8.21	S 8.26	S 8.31	S 8.30	E 8.46	S 8.51
.....	C 8.31	C 8.36	S 8.41	C 9.01
.....	8.33	8.38	8.43	8.43	8.58	9.03
.....							
.....							
.....	MU	MU	MU			MU	RDC
.....							
.....							
.....		8.47	8.51				
.....			S 8.53				
.....			S 8.55				
.....			S 8.58				
.....			S 9.00				
.....			S 9.02				
.....			S 9.06				
.....			S 9.09				
.....			S 9.13				
.....			CC 9.19				
.....							
.....							
.....	S 8.39						
.....	8.40			8.50	9.05	9.10	
.....							
.....	S 8.45						
.....	S 8.48					S 9.15	
.....	S 8.50			8.57	9.12	9.17	
.....							
.....	S 8.54						
.....	S 8.56						
.....	S 9.01						
.....	9.04			9.06	9.21	9.25	
.....	S 9.05					S 9.26	
.....							
.....	S 9.11						
.....	S 9.14					S 9.34	
.....				C 9.15	E 9.31		
.....	S 9.19			9.22	# 9.38	S 9.39	S 9.42
.....	9.24			9.24	9.41	9.44	9.45
	P.M.	P.M.	P.M.	P.M.	P.M.	P.M.	P.M.
	Will Run Nov. 27 Dec. 25 Jan. 1 Feb. 23						

GRAND CENTRAL TERMINAL TO WHITE PLAINS NORTH STATION AND CROTON NORTH STATION

88

STATIONS	FIRST CLASS				
	†●Y278 Daily Ex. Sat. & Sun.	†●599 Daily Ex. Sat. & Sun.	●Y388 Daily Ex. Sat.	●9541 Sat. & Sunday Only	
LEAVE	P.M.	P.M.	P.M.	P.M.	
G.C.T. { UPPER LEVEL	S 8.56	S 9.01	S 9.01	S 9.01	
{ LOWER LEVEL					
125th STREET.....	C 9.06	C 9.11	C 9.14	C 9.11	
138th STREET.....					
MOIT HAVEN JCT. (MO) ..	9.08	9.13	9.16	9.13	
MELROSE					
MORRISANIA					
TREMONT.....					
183rd STREET.....	MU	MU	MU	MU	
FORDHAM.....				S 9.18	
BOTANICAL GARDEN.....					
WILLIAMS BRIDGE.....					
WOODLAWN	9.16	9.21	9.26	9.23	
WAKEFIELD.....					
MOUNT VERNON		S 9.23		S 9.25	
FLEETWOOD.....		S 9.25		S 9.27	
BRONXVILLE		S 9.28		S 9.31	
TUCKAHOE.....		S 9.30		S 9.33	
CRESTWOOD		S 9.32		S 9.35	
SCARSDALE		S 9.36		S 9.39	
HARTSDALE		S 9.39		S 9.42	
WHITE PLAINS.....		S 9.43		S 9.46	
WHITE PLAINS NO. STA.		S 9.47		S 9.50	
HIGH BRIDGE					
MORRIS HEIGHTS.....					
UNIVERSITY HEIGHTS.....					
MARBLE HILL					
SPUYTEN DUYVIL					
RIVERDALE					
MOUNT ST. VINCENT					
LUDLOW.....					
YONKERS					
GLENWOOD.....					
GREYSTONE					
HASTINGS-ON-HUDSON.....					
DOBBS FERRY					
ARDSLEY-ON-HUDSON					
IRVINGTON					
OW					
TARRYTOWN.....					
PHILIPSE MANOR.....					
SCARBOROUGH					
OSSINING					
CROTON-HARMON					
CROTON NO. STA.....					
ARRIVE	P.M.	P.M.	P.M.	P.M.	
				Will Run Nov. 27 Dec. 25 Jan. 1 Feb. 23	

WESTWARD

89

FIRST CLASS							
	†●471 Daily Ex. Sat. & Sun.	†●965 Daily Ex. Sat. & Sun.	†●779 Daily Ex. Sat. & Sun.	●8761 Sat. & Sunday Only	●Y280 Daily	†●601 Daily Ex. Sat. & Sun.	●9643 Sat. & Sunday Only
	P.M.	P.M.	P.M.	P.M.	P.M.	P.M.	P.M.
.....	S 9.06	S 9.16	S 9.21	S 9.21	S *9.26	S *9.31	S *9.46
.....	S 9.16		C 9.31	S 9.31	C 9.36	S 9.41	S 9.56
.....	*9.18	9.31	9.33	*9.33	*9.38	*9.43	*9.58
.....						S 9.44	S 9.59
.....						S 9.47	S 10.02
.....	MU		MU	MU	MU	MU	MU
.....						S 9.50	S 10.05
.....						S 9.52	S 10.07
.....						S 9.54	S 10.10
.....		9.39			9.46	S 9.57	S 10.13
.....		9.41				S 10.00	S 10.16
.....						S 10.02	
.....						S 10.05	
.....						S 10.07	
.....		9.45				S 10.09	
.....						S 10.13	
.....	MAKE NO. 470	S 9.53				S 10.16	MAKE NO. 9644
.....		X 9.57				S 10.20	
.....		# 10.01				S 10.24	
.....	FF 9.21			FF 9.34			
.....	FF 9.23			FF 9.37			
.....	S 9.25			S 9.39			
.....	S 9.28			S 9.41			
.....	S *9.31		*9.40	S *9.43			
.....	S 9.33			FF 9.46			
.....	FF 9.35						
.....	B 9.37		S 9.44	S 9.49			
.....	S 9.40		S 9.47	S 9.52			
.....	S 9.43		S 9.50	S 9.54			
.....			B 9.52				
.....			S 9.54	S 9.58			
.....			S 9.56	S 10.01			
.....			S 9.59	FF10.03			
.....			S 10.01	S 10.06			
.....			10.04	10.09			
.....			S 10.05	S 10.10			
.....			S 10.08	FF10.12			
.....			S 10.12	S 10.15			
.....			S 10.15	S 10.18			
.....			S 10.19	S 10.23			
.....			S 10.24	S 10.30			
	P.M.	P.M.	P.M.	P.M.	P.M.	P.M.	P.M.
				Will Run Nov. 27 Dec. 25 Jan. 1 Feb. 23			Will Run Nov. 27 Dec. 25 Jan. 1 Feb. 23

GRAND CENTRAL TERMINAL TO WHITE PLAINS NORTH STATION
AND CROTON NORTH STATION

90

STATIONS	FIRST CLASS				
	● 8335 Sat. & Sunday Only	● 8835 Sat. & Sunday Only	‡ ● Y282 Daily Ex. Sat. & Sun.	● Y390 Daily	
LEAVE	P.M.	P.M.	P.M.	P.M.	
G.C.T. { UPPER LEVEL	S 9.51	S *9.56	S *9.58
{ LOWER LEVEL
125th STREET.....	C 10.01	C 10.06	C 10.08
138th STREET.....
MOTT HAVEN JCT. (MO) ..	10.03	*10.08	*10.10
MELROSE	H A R L E M B R A N C H
MORRISANIA
TREMONT.....	
183rd STREET.....		MU	RDC	MU
FORDHAM.....	B R A N C H
BOTANICAL GARDEN.....	
WILLIAMS BRIDGE.....	
WOODLAWN	10.16	10.19
WAKEFIELD.....	
MOUNT VERNON
FLEETWOOD.....	
BRONXVILLE
TUCKAHOE.....	
CRESTWOOD
SCARSDALE
HARTSDALE
WHITE PLAINS
WHITE PLAINS NO.STA.....	
HIGH BRIDGE	B R A N C H
MORRIS HEIGHTS.....	
UNIVERSITY HEIGHTS.....	
MARBLE HILL
SPUYTEN DUYVIL		* 10.10
RIVERDALE
MOUNT ST. VINCENT
LUDLOW.....	
YONKERS		S 10.15
GLENWOOD		10.17
GREYSTONE
HASTINGS-ON-HUDSON.....	
DOBBS FERRY
ARDSLEY-ON-HUDSON
IRVINGTON
OW	B R A N C H	10.25
TARRYTOWN.....		S 10.26
PHILIPSE MANOR.....	
SCARBOROUGH
OSSINING		S 10.34
CROTON-HARMON		S 10.39	S 10.40
CROTON NO. STA.....		10.44	*10.43
ARRIVE	P.M.	P.M.	P.M.	P.M.	
	Will Run Nov. 27 Dec. 25 Jan. 1 Feb. 23	Will Run Nov. 27 Dec. 25 Jan. 1 Feb. 23			

WESTWARD

91

FIRST CLASS							
	●9543 Sat. & Sunday Only	‡●603 Daily Ex. Sat. & Sun.	‡●473 Daily Ex. Sat. & Sun.	●9043 Sat. & Sunday Only	‡●967 Daily Ex. Sat. & Sun.	‡●781 Daily Ex. Sat. & Sun.	‡●821 Daily Ex. Sat. & Sun.
	P.M.	P.M.	P.M.	P.M.	P.M.	P.M.	P.M.
.....	S 10.01	S 10.01	S 10.06	S *10.16	S *10.16	S 10.21
.....	C 10.11	C 10.11	S 10.16	C 10.26	C 10.28	C 10.31
.....	10.13	10.13	*10.18	10.28	10.31	10.33
.....							
.....	MU	MU	MU		MU RDC	MU	RDC
.....							
.....	10.21	10.21		10.36	10.39		
.....	S 10.23	S 10.23		10.38	10.41		
.....	S 10.26	S 10.26					
.....	S 10.29	S 10.29					
.....	S 10.31	S 10.31					
.....	S 10.33	S 10.33		10.42	10.45		
.....	S 10.37	S 10.37					
.....	S 10.40	S 10.40	MAKE				
.....	S 10.44	S 10.44	NO.	S 10.50	S 10.53		
.....	S 10.50	S 10.48	472	X 10.54	X 10.57		
.....				10.58	11.01		
.....			FF10.21				
.....			FF10.23				
.....			S 10.25				
.....			S 10.28				
.....			S *10.31			*10.40	
.....			S 10.33				
.....			FF10.35				
.....			B 10.37			S 10.44	
.....			S 10.40			S 10.47	
.....			S 10.43			S 10.50	
.....						FF10.52	
.....						S 10.54	
.....						S 10.56	
.....						FF10.58	
.....						S 11.00	
.....						11.03	
.....						S 11.04	
.....						FF11.07	
.....						S 11.10	
.....						S 11.14	
.....						S 11.19	S 11.31
.....						11.24	*11.34
	P.M.	P.M.	P.M.	P.M.	P.M.	P.M.	P.M.
	Will Run Nov. 27 Dec. 25 Jan. 1 Feb. 23			Will Run Nov. 27 Dec. 25 Jan. 1 Feb. 23			

GRAND CENTRAL TERMINAL TO WHITE PLAINS NORTH STATION AND CROTON NORTH STATION

92

STATIONS	FIRST CLASS				
	●8765 Sat. & Sunday Only	●Y284 Daily	63 Daily	‡●605 Daily Ex. Sat. & Sun.	
LEAVE	P.M.	P.M.	P.M.	P.M.	
G.C.T. { UPPER LEVEL	S 10.21	S 10.26	S 10.31	S *10.31
{ LOWER LEVEL
125th STREET.....	C 10.31	C 10.36	S 10.41
138th STREET.....
MOTT HAVEN JCT. (MO)...	*10.33	10.38	10.43	*10.43
MELROSE.....	S 10.44
MORRISANIA.....
TREMONT.....	H	S 10.47
183rd STREET.....	A
FORDHAM.....	MU	MU	MU
BOTANICAL GARDEN.....	R	S 10.50
WILLIAMS BRIDGE.....	L	S 10.52
WOODLAWN.....	E	S 10.54
WAKEFIELD.....	M	10.46	S 10.57
MOUNT VERNON.....	S 10.59
FLEETWOOD.....	B	S 11.00
BRONXVILLE.....	R	S 11.02
TUCKAHOE.....	A	S 11.05
CRESTWOOD.....	N	S 11.07
SCARSDALE.....	C	S 11.09
HARTSDALE.....	H	S 11.13
WHITE PLAINS.....	S 11.16
WHITE PLAINS NO.STA.	S 11.20
HIGH BRIDGE.....	S 11.24
MORRIS HEIGHTS.....
UNIVERSITY HEIGHTS.....
MARBLE HILL.....	S 10.39
SPUYTEN DUYVIL.....	*10.40	10.50
RIVERDALE.....
MOUNT ST. VINCENT.....
LUDLOW.....	S 10.45
YONKERS.....	S 10.48
GLENWOOD.....	S 10.50	10.57
GREYSTONE.....
HASTINGS-ON-HUDSON....	S 10.54
DOBBS FERRY.....	S 10.56
ARDSLEY-ON-HUDSON.....
IRVINGTON.....	S 11.01
OW.....	11.04	11.06
TARRYTOWN.....	S 11.05
PHILIPSE MANOR.....
SCARBOROUGH.....	S 11.11
OSSINING.....	S 11.14
CROTON-HARMON.....	S 11.19	C 11.15
CROTON NO. STA.....	11.24	11.30
			11.32
ARRIVE	P.M.	P.M.	P.M.	P.M.	
	Will Run Nov. 27 Dec. 25 Jan. 1 Feb. 23				

WESTWARD

93

FIRST CLASS							
	†●Y286 Daily Ex. Sat. & Sun.	†●657 Daily Ex. Sat. & Sun.	●Y616 Sunday Only	●9545 Sat. & Sunday Only	†●475 Daily Ex. Sat. & Sun.	†●969 Daily Ex. Sat. & Sun.	†●783 Daily Ex. Sat. & Sun.
	P.M.	P.M.	P.M.	P.M.	P.M.	P.M.	P.M.
.....	S 10.56	S 11.01	S 11.01	S *11.01	S 11.06	S 11.16	S 11.21
.....	S 11.06	C 11.11	C 11.11	S 11.16	C 11.31
.....	11.08	11.13	11.13	*11.13	*11.18	11.31	11.34
.....							
.....						MU	
.....	MU	MU	MU	MU	MU	RDC	MU
.....				S 11.18			
.....							
.....	11.16	11.21	11.22	11.22		11.39	
.....						11.41	
.....		S 11.23		S 11.24			
.....		S 11.26		S 11.26			
.....		S 11.29		S 11.30			
.....		S 11.31		S 11.32			
.....		S 11.33		S 11.34		11.45	
.....		S 11.37		S 11.38			
.....		S 11.40		S 11.41	MAKE		
.....		S 11.44		S 11.45	NO.	S 11.53	
.....					474	X 11.57	
.....		S 11.48		S 11.49		# 12.01	
.....					FF11.21		
.....					FF11.23		
.....					S 11.25		
.....					S 11.28		
.....					S *11.31		*11.41
.....					S 11.33		
.....					FF11.35		
.....					B 11.37		S 11.45
.....					S 11.40		S 11.47
.....					S 11.43		S 11.50
.....							B 11.52
.....							S 11.54
.....							S 11.56
.....							FF11.58
.....							S 12.01
.....							12.05
.....							S 12.06
.....							FF12.09
.....							S 12.13
.....							S 12.16
.....							
.....							S 12.21
.....							S 12.26
	P.M.	P.M.	P.M.	P.M.	P.M.	A.M.	A.M.
				Will Run Nov. 27 Dec. 25 Jan. 1 Feb. 23			

GRAND CENTRAL TERMINAL TO WHITE PLAINS NORTH STATION AND CROTON NORTH STATION

94

STATIONS	FIRST CLASS				
	●8769 Sat. & Sunday Only	●Y288 Daily Ex. Sat.	‡●607 Daily Ex. Sat. & Sun.	●Y320 Saturday Only	
LEAVE	P.M.	P.M.	P.M.	P.M.	
G.C.T. { UPPER LEVEL	S 11.21	S 11.21	S *11.31	S 11.41	
{ LOWER LEVEL					
125th STREET.....	S 11.31	C 11.31	C 11.41	C 11.51	
138th STREET.....					
MOTT HAVEN JCT. (MO)..	*11.33	*11.33	*11.43	*11.53	
MELROSE.....					
MORRISANIA.....					
TREMONT.....	H				
183rd STREET.....	A				
FORDHAM.....	R				
BOTANICAL GARDEN.....	L				
WILLIAMS BRIDGE.....	E				
WOODLAWN.....	M	11.41	11.52	12.01	
WAKEFIELD.....					
MOUNT VERNON.....			S 11.54		
FLEETWOOD.....	B		S 11.57		
BRONXVILLE.....	R		S 11.59		
TUCKAHOE.....	A		S 12.02		
CRESTWOOD.....	N		S 12.04		
SCARSDALE.....	C		S 12.08		
HARTSDALE.....	H		S 12.11		
WHITE PLAINS.....			S 12.15		
WHITE PLAINS NO.STA.			S 12.19		
HIGH BRIDGE.....	FF11.35				
MORRIS HEIGHTS.....	FF11.37				
UNIVERSITY HEIGHTS.....	S 11.39				
MARBLE HILL.....	S 11.41				
SPUYTEN DUYVIL.....	S *11.43				
RIVERDALE.....	FF11.46				
MOUNT ST. VINCENT.....	FF11.47				
LUDLOW.....	S 11.49				
YONKERS.....	S 11.52				
GLENWOOD.....	S 11.54				
GREYSTONE.....	FF11.56				
HASTINGS-ON-HUDSON....	S 11.58				
DOBBS FERRY.....	S 12.01				
ARDSLEY-ON-HUDSON....	FF12.03				
IRVINGTON.....	S 12.06				
OW.....	12.09				
TARRYTOWN.....	S 12.10				
PHILIPSE MANOR.....	FF12.12				
SCARBOROUGH.....	S 12.15				
OSSINING.....	S 12.18				
CROTON-HARMON.....	S 12.23				
CROTON NO. STA.....	S 12.28				
ARRIVE	A.M.	P.M.	A.M.	A.M.	
	Will Run Nov. 27 Dec. 25 Jan. 1 Feb. 23				

WESTWARD

95

FIRST CLASS							
	●Y392 Daily Ex. Sun.	●9647 Sat. & Sunday Only	‡●Y 290 Daily Ex. Sat. & Sun.	‡●609 Daily Ex. Sat. & Sun.	●9547 Sat. & Sunday Only		
	P.M.	P.M.	P.M.	P.M.	P.M.		
.....	S *11.46 C 11.56 *11.58	S *11.46 S 11.56 *11.58	S *11.56 C 12.06 12.08	S 11.59 C 12.11 12.13	S 11.59 C 12.11 12.13
.....		S 11.59 S 12.02 MU	MU	MU	MU
.....		S 12.05 S 12.07 S 12.10 12.07 S 12.13	12.16	12.21	12.21
.....		S 12.16		S 12.23 S 12.26 S 12.29 S 12.31	S 12.23 S 12.26 S 12.29 S 12.31
.....		MAKE NO. 9648		S 12.33 S 12.37 S 12.40 S 12.44 S 12.50	S 12.33 S 12.37 S 12.40 S 12.44 S 12.50
.....
.....
.....
.....
.....
.....	A.M.	A.M.	A.M.	A.M.	A.M.		
		Will Run Nov. 27 Dec. 25 Jan. 1 Feb. 23				Will Run Nov. 27 Dec. 25 Jan. 1 Feb. 23	

CROTON NORTH STATION TO ALBANY – RENSSELAER

96

STATIONS	FIRST CLASS				
	● 8839 Sun. & Monday Only	● 825 Daily Ex. Sun. & Mon.	‡ 359 Daily Ex. Sat. & Sun.	‡ 365 Daily Ex. Sat. & Sun.	
			Dead Head	Dead Head	
LEAVE	A.M.	A.M.	A.M.	A.M.	
GRAND CEN. TERM.					
CROTON-HARMON	1.21	1.31	5.40	6.04	
CROTON NO. STA.	1.24	1.34	5.43	6.07	
OSCAWANA					
CRUGERS					
MONTROSE					
PEEKSKILL	S 1.32	S 1.42	5.57	6.16	
MANITOU					
GARRISON					
COLD SPRING					
BEACON	S 1.52	S 2.02			
CHELSEA			MAKE	MAKE	
NEW HAMBURG			NO.	NO.	
POUGHKEEPSIE	S 2.08	S 2.18	860	862	
RHINECLIFF					
BARRYTOWN					
GERMANTOWN	RDC	RDC	RDC	RDC	
HUDSON					
STUYVESANT					
ALBANY – RENSSELAER					
ARRIVE	A.M.	A.M.	A.M.	A.M.	
	Will Run Nov. 27 Dec. 25 Jan. 1 Feb. 23	Will Run Nov. 27 Dec. 25 Jan. 1 Feb. 23			

Time shown at Grand Central Terminal, Croton-Harmon, and Albany – Rensselaer is for information only.

FIRST CLASS							
	●5 Daily	†●801 Daily Ex. Sat. & Sun.		†367 Daily Ex. Sat. & Sun.	†363 Daily Ex. Sat. & Sun.	†●807 Daily Ex. Sat. & Sun.	†381 Daily Ex. Sat. & Sun.
	Mail & Express			Dead Head	Dead Head		Dead Head
	A.M.	A.M.	A.M.	A.M.	A.M.	A.M.	A.M.
.....	6.25	6.17	7.03	7.26	7.45	8.05
.....	6.29	6.20	7.06	7.29	S 7.48	8.08
.....						
.....					FF 7.53	
.....					FF 7.56	
.....	6.37	S 6.29	7.15	7.40	S 8.02	8.20
.....						
.....					FF 8.13	
.....					FF 8.17	
.....	6.56	S 6.49			S 8.25	
.....			MAKE	MAKE		MAKE
.....			NO.	NO.	FF 8.33	NO.
.....	7.10	S 7.12	864	868	S 8.45	850
.....						
.....	7.30					
.....		RDC	RDC	RDC	RDC	RDC
.....	7.47					
.....	8.00					
.....						
.....	8.15					
.....						
.....	A.M.	A.M.	A.M.	A.M.	A.M.	A.M.	A.M.

CROTON NORTH STATION TO ALBANY – RENSSELAER

98

STATIONS	FIRST CLASS				
	†●809 Daily Ex. Sat. & Sun.	●8801 Sat. & Sunday Only	●71 Daily	†●813 Daily Ex. Sat., & Suh.	
LEAVE	A.M.	A.M.	A.M.	A.M.	
GRAND CEN. TERM.			8.30		
CROTON-HARMON	8.27	8.40	9.22	9.25	
CROTON NO. STA.	B 8.30	*8.43	9.24	S *9.28	
OSCAWANA					
CRUGERS		FF 8.47		S 9.33	
MONTROSE		FF 8.49		S 9.36	
PEEKSKILL	S 8.39	S 8.53	9.30	S 9.42	
MANITOU					
GARRISON		FF 9.02			
COLD SPRING		FF 9.06			
BEACON	S 8.59	S 9.14	9.47		
CHELSEA				MAKE	
NEW HAMBURG		FF 9.21		NO.	
POUGHKEEPSIE	S 9.18	S 9.34	C 10.00	808	
RHINECLIFF					
BARRYTOWN			10.18		
GERMANTOWN	RDC	RDC		RDC	
HUDSON			S 10.35		
STUYVESANT			10.43		
ALBANY — RENSSELAER			11.10		
ARRIVE	A.M.	A.M.	A.M.	A.M.	
		Will Run Nov. 27 Dec. 25 Jan. 1 Feb. 23			
Time shown at Grand Central Terminal, Croton-Harmon, and Albany — Rensselaer is for information only.					

WESTWARD

99

FIRST CLASS							
	●8805 Sat. & Sunday Only	●81 Daily	‡●861 Daily Ex. Sat. & Sun.	●8311 Saturday Only	●8809 Sunday Only	●73 Daily	‡●863 Daily Ex. Sat. & Sun.
	A.M.	A.M.	A.M.	A.M.	P.M.	P.M.	P.M.
.....		10.30	11.51	12.30
.....	10.40	11.22	11.32	12.44	12.40	1.22	1.41
.....	•10.43	11.24	11.35	12.48	•12.43	1.24	•1.44
.....							FF 1.47
.....	FF10.47			FF12.52	FF12.47		S 1.49
.....	FF10.49			FF12.54	FF12.49		S 1.52
.....	S 10.53	11.30	S 11.44	S 12.58	S 12.53	1.30	S 1.58
.....							FF 2.05
.....	FF11.02		S 11.55	FF 1.07	FF 1.02		S 2.09
.....	FF11.06		S 11.59	FF 1.12	FF 1.06		S 2.13
.....	S 11.14	11.47	S 12.08	S 1.21	S 1.14	1.47	S 2.22
.....							
.....				FF 1.29	FF 1.21		FF 2.30
.....	S 11.34	12.00	S 12.30	S 1.42	S 1.34	C 2.00	S 2.42
.....		S 12.15				S 2.15	
.....		12.20				2.20	
.....	RDC		RDC		RDC		RDC
.....		12.38				2.38	
.....		12.46				2.46	
.....		1.10				3.10	
	A.M.	P.M.	P.M.	P.M.	P.M.	P.M.	P.M.
				Will Run Nov. 27 Dec. 25 Jan. 1 Feb. 23	Will Run Feb. 23		

CROTON NORTH STATION TO ALBANY – RENSSELAER

100

STATIONS	FIRST CLASS				
	†●823 Daily Ex. Sat. & Sun.	●8813 Sat. & Sunday Only	●75 Daily	†●815 Daily Ex. Sat. & Sun.	
LEAVE	P.M.	P.M.	P.M.	P.M.	
GRAND CEN. TERM.			2.30		
CROTON-HARMON	2.22	2.40	3.22	3.25	
CROTON NO. STA.	2.25	*2.43	3.24	S *3.29	
OSCAWANA		FF 2.45			
CRUGERS		FF 2.47		S 3.34	
MONTROSE		FF 2.49		S 3.37	
PEEKSKILL	S 2.34	S 2.53	3.30	S 3.43	
MANITOU		FF 2.59			
GARRISON		FF 3.02			
COLD SPRING		FF 3.06			
BEACON		S 3.14	3.47		
CHELSEA	MAKE			MAKE	
NEW HAMBURG	NO.			NO.	
POUGHKEEPSIE	812	S 3.34	C 4.00	818	
RHINECLIFF					
BARRYTOWN			4.18		
GERMANTOWN	RDC	RDC		RDC	
HUDSON			4.36		
STUYVESANT			4.44		
ALBANY – RENSSELAER			5.10		
ARRIVE	P.M.	P.M.	P.M.	P.M.	
<div>Will Run</div> <div>Nov. 27</div> <div>Dec. 25</div> <div>Jan. 1</div> <div>Feb. 23</div>					

Time shown at Grand Central Terminal, Croton-Harmon, and Albany – Rensselaer is for information only.

FIRST CLASS							
	†●885 Daily Ex. Sat. & Sun.	†●865 Daily Ex. Sat. & Sun.	●8817 Sat. & Sunday Only	●83 Daily	†●855 Daily Ex. Sat. & Sun.	●8321 Saturday Only	†●899 Daily Ex. Sat. & Sun.
	P.M.	P.M.	P.M.	P.M.	P.M.	P.M.	P.M.
.....				4.30	4.41	4.51
.....	4.33	4.35	4.40	5.22	5.34	5.44	5.51
.....	4.36	S *4.39	*4.43	5.24	5.39	5.47	5.54
.....		B 4.43					
.....		S 4.46	FF 4.47				
.....		S 4.49	FF 4.49				
.....	4.44	S 4.56	S 4.53	5.30	S 5.47	S 5.56	C 6.02
.....							S 6.08
.....	S 4.53		FF 5.02				S 6.12
.....	S 4.57		FF 5.06			S 6.09	S 6.16
.....	S 5.05		S 5.14	5.47	S 6.07	S 6.18	S 6.24
.....	B 5.10	MAKE					
.....	B 5.14	NO.	FF 5.21				S 6.32
.....	S 5.26	374	S 5.34	6.00	S 6.29	S 6.38	S 6.44
.....				S 6.15			
.....	®			6.20			
.....	RDC	RDC	RDC				RDC
.....				S 6.35			
.....				6.44			
.....				7.10			
	P.M.	P.M.	P.M.	P.M.	P.M.	P.M.	P.M.
			Will Run Nov. 27 Dec. 25 Jan. 1 Feb. 23				

CROTON NORTH STATION TO ALBANY – RENSSELAER

102

STATIONS	FIRST CLASS				
	†●869 Daily Ex. Sat. & Sun.	†●841 Daily Ex. Sat. & Sun.	†●893 Daily Ex. Sat. & Sun.	†●873 Daily Ex. Sat. & Sun.	
LEAVE	P.M.	P.M.	P.M.	P.M.	
GRAND CEN. TERM.	5.21
CROTON-HARMON	5.54	6.16	6.34	6.35
CROTON NO. STA.	*5.57	6.20	6.37	S *6.40
OSCAWANA	B 6.44
CRUGERS	S 6.02	S 6.47
MONTROSE	S 6.05	S 6.50
PEEKSKILL.....	S 6.11	S 6.30	6.45	S 6.55
MANITOU	S 6.51
GARRISON	S 6.39	S 6.54
COLD SPRING	S 6.46	S 6.58
BEACON	S 6.57	S 7.06
CHELSEA	MAKE	MAKE
NEW HAMBURG	NO.	S 7.13	NO.
POUGHKEEPSIE	376	S 7.19	S 7.28	378
RHINECLIFF
BARRYTOWN
GERMANTOWN.....	RDC	RDC	RDC
HUDSON
STUYVESANT
ALBANY – RENSSELAER
ARRIVE	P.M.	P.M.	P.M.	P.M.	

Time shown at Grand Central Terminal, Croton-Harmon, and Albany – Rensselaer is for information only.

WESTWARD

103

FIRST CLASS							
	●8823 Sat. & Sunday Only	●61 Daily	†●895 Daily Ex. Sat. & Sun.	†●875 Daily Ex. Sat. & Sun.	●8081 Saturday Only	●8827 Saturday Only	●8831 Sat. & Sunday Only
	P.M.	P.M.	P.M.	P.M.	P.M.	P.M.	P.M.
.....	6.31	6.51
.....	6.40	7 22	7.32	7.35	7.43	7.40	8.40
.....	*6.43	7.24	7.36	B *7.38	*7.46	7.43	*8.43
.....	FF 6.45
.....	FF 6.47	S 7.44	B 7.50	FF 8.47
.....	FF 6.49	S 7.48	B 7.53	FF 8.49
.....	S 6.53	7.30	7.43	S 7.54	S 7.58	7.52	S 8.53
.....	FF 6.59	B 7.49
.....	FF 7.02	S 7.55	B 8.02	FF 9.02
.....	FF 7.06	S 7.59	B 8.05	FF 9.06
.....	S 7.14	7.47	S 8.08	S 8.12	S 9.14
.....	B 7.17	B 8.13	MAKE	MAKE
.....	B 7.21	B 8.17	NO.	NO.	FF 9.21
.....	S 7.34	C 8.00	S 8.30	380	3082	S 8.32	S 9.34
.....
.....	RDC	8.18	RDC	RDC	RDC	RDC	RDC
.....	8.36
.....	8.44
.....	9.10
	P.M.	P.M.	P.M.	P.M.	P.M.	P.M.	P.M.
	Will Run Nov. 27 Dec. 25 Jan. 1 Feb. 23					Will Run Feb. 23	Will Run Nov. 27 Dec. 25 Jan. 1 Feb. 23

CROTON NORTH STATION TO ALBANY – RENSSELAER

104

STATIONS	FIRST CLASS				
	10897 Daily Ex. Sat. & Sun.	85 Daily	35 Saturday Only	10879 Daily Ex. Sat. & Sun.	
			News Papers		
LEAVE	P.M.	P.M.	P.M.	P.M.	
GRAND CEN. TERM.		8.30	8.46		
CROTON-HARMON	8.42	9.22	9.38	9.42	
CROTON NO. STA.	8.45	9.24	9.41	*9.45	
OSCAWANA				B 9.48	
CRUGERS				B 9.50	
MONTROSE				S 9.53	
PEEKSKILL	S 8.53	9.30	9.49	S 9.59	
MANITOU					
GARRISON	S 9.02			S 10.10	
COLD SPRING	S 9.06			S 10.14	
BEACON	S 9.14	9.47	10.07	S 10.23	
CHELSEA					
NEW HAMBURG				S 10.31	
POUGHKEEPSIE	S 9.35	C 10.00	E 10.25	S 10.43	
RHINECLIFF		S 10.15			
BARRYTOWN		10.20	10.43		
GERMANTOWN	RDC			RDC	
HUDSON		S 10.35	11.01		
STUYVESANT		10.46	11.09		
ALBANY – RENSSELAER		11.10	11.35		
ARRIVE	P.M.	P.M.	P.M.	P.M.	

Time shown at Grand Central Terminal, Croton-Harmon, and Albany – Rensselaer is for information only.

FIRST CLASS							
	●8835 Sat. & Sunday Only	63 Daily	†●821 Daily Ex. Sat. & Sun.				
	P.M.	P.M.	P.M.				
.....		10.31
.....	10.40	11.30	11.31
.....	•10.43	11.32	•11.34
.....			
.....	B 10.47	B 11.39
.....	B 10.49	B 11.42
.....	S 10.53	11.38	S 11.47
.....			
.....	B 11.02
.....	B 11.06
.....	S 11.14	11.54	B 12.06
.....			
.....			
.....	S 11.34	12.05	S 12.21
.....			
.....		12.25
.....	RDC	RDC
.....		12.43	
.....		12.51	
.....			
.....		1.25
	P.M.	A.M.	A.M.				
	Will Run Nov. 27 Dec. 25 Jan. 1 Feb. 23						

WHITE PLAINS NORTH STATION TO CHATHAM

106

STATIONS	FIRST CLASS				
	●971 Daily Ex. Sun. & Mon.	†●9047 Sun. & Monday Only	●901 Daily Ex. Sun. & Mon.	†●9049 Sun. & Monday Only	
LEAVE	A.M.	A.M.	A.M.	A.M.	
GRAND CEN. TERM.....	12.16	12.16			
WHITE PLAINS NO. STA.	1.01	1.01	1.58	1.58	
VALHALLA	B 1.04	B 1.04	B 2.01	B 2.01	
KENSICO CEMETERY					
MOUNT PLEASANT					
HAWTHORNE	S 1.10	S 1.10	S 2.07	S 2.07	
THORNWOOD	B 1.12	B 1.12	B 2.09	B 2.09	
PLEASANTVILLE.....	S 1.14	S 1.14	S 2.11	S 2.11	
CHAPPAQUA	S 1.18	S 1.18	S 2.15	S 2.15	
MOUNT KISCO	S 1.24	S 1.24	S 2.21	S 2.21	
BEDFORD HILLS	B 1.27	B 1.27	B 2.24	B 2.24	
KATONAH.....	S 1.30	S 1.30	S 2.27	S 2.27	
GOLDENS BRIDGE	B 1.34	B 1.34	B 2.32	B 2.32	
PURDY'S.....	B 1.37	B 1.37	B 2.36	B 2.36	
CROTON FALLS	B 1.39	B 1.39	B 2.39	B 2.39	
BREWSTER.....	S 1.49	S 1.49	S 2.49	S 2.49	
PUTNAM JCT.	1.54	1.54	2.54	2.54	
PATTERSON					
PAWLING					
STATE HOSPITAL					
WINGDALE					
DOVER PLAINS.....					
STATE SCHOOL					
WASSAIC					
AMENIA.....	RDC	RDC	RDC	RDC	
MILLERTON.....					
COPAKE FALLS					
HILLSDALE					
CRARYVILLE					
PHILMONT					
GHENT					
CHATHAM (N'Eastern Reg.)					
ARRIVE	A.M.	A.M.	A.M.	A.M.	
	Will Not Run Nov. 28 Dec. 26 Jan. 2 Feb. 24	Will Run Nov. 28 Dec. 26 Jan. 2 Feb. 24	Will Not Run Nov. 28 Dec. 26 Jan. 2 Feb. 24	Will Run Nov. 28 Dec. 26 Jan. 2 Feb. 24	

Time shown at Grand Central Terminal and Chatham is for information only.

WESTWARD

107

[illegible]

WHITE PLAINS NORTH STATION TO CHATHAM

108

STATIONS	FIRST CLASS				
	†●973 Daily Ex. Sat. & Sun.	●9007 Sat. & Sunday Only	●9207 Saturday Only	●9009 R-27 Sat. & Sunday Only	
LEAVE	A.M.	A.M.	A.M.	A.M.	
GRAND CEN. TERM.....		8.16		9.16	
WHITE PLAINS NO. STA.		8.58		9.58	
VALHALLA		FF 9.01			
KENSICO CEMETERY		FF 9.03			
MOUNT PLEASANT		FF 9.05			
HAWTHORNE		S 9.08		10.05	
THORNWOOD		FF 9.11			
PLEASANTVILLE.....		S 9.14			
CHAPPAQUA	MAKE	S 9.18	MAKE	S 10.11	
MOUNT KISCO	NO.	S 9.24	NO.	10.15	
BEDFORD HILLS	984	FF 9.29	9220		
KATONAH		S 9.32			
GOLDENS BRIDGE		FF 9.38			
PURDY'S.....		FF 9.42			
CROTON FALLS		FF 9.44			
BREWSTER.....	S 9.52	S 9.53	S 9.58	S 10.35	
PUTNAM JCT.	9.54	9.58	10.00	10.37	
PATTERSON	FF10.04		FF10.10	S 10.47	
PAWLING	S 10.09		S 10.15	S 10.53	
STATE HOSPITAL	FF10.17		FF10.23	FF11.00	
WINGDALE	S 10.20		S 10.26	S 11.03	
DOVER PLAINS.....	S 10.30		S 10.36	S 11.15	
STATE SCHOOL				FF11.21	
WASSAIC				S 11.26	
AMENIA.....	RDC	RDC	RDC	S 11.32	
MILLERTON.....				S 11.47	
COPAKE FALLS				S 12.04	
HILLSDALE				S 12.11	
CRARYVILLE				S 12.17	
PHILMONT				S 12.28	
GHENT					
CHATHAM (N'Eastern Reg.)				S 12.50	
ARRIVE	A.M.	A.M.	A.M.	P.M.	
		Will Run Nov. 27 Dec. 25 Jan. 1 Feb. 23		Will Run Nov. 27 Dec. 25 Jan. 1 Feb. 23	
Time shown at Grand Central Terminal and Chatham is for information only.					

WESTWARD

109

FIRST CLASS							
	†●911 Daily Ex. Sat. & Sun.	3221 Sunday Only	●9013 Sat. & Sunday Only	†●913 Daily Ex. Sat. & Sun.	●9015 Sat. & Sunday Only	†●915 Daily Ex. Sat. & Sun.	†●975 R-29 Daily Ex. Sat. & Sun.
		Dead Head					
	A.M.	A.M.	A.M.	A.M.	A.M.	A.M.	P.M.
.....	9.16	10.16	10.16	11.16	11.16
.....	9.58	10.58	11.01	11.58	12.01
.....	B 10.00	B 11.00
.....	B 11.02
.....	B 11.04
.....	S 10.06	S 11.07	S 11.10	S 12.06	S 12.09
.....	B 11.09	B 12.08	B 12.11
.....	S 10.10	S 11.11	S 11.14	S 12.10	S 12.13
.....	S 10.14	MAKE	S 11.14	S 11.17	S 12.14	S 12.17	MAKE
.....	S 10.20	NO.	S 11.20	S 11.23	S 12.20	S 12.23	NO.
.....	9222	B 11.23	B 11.26	982
.....	S 10.26	S 11.26	S 11.29	S 12.26	S 12.29
.....	B 10.30	B 11.30	B 11.33
.....	B 11.34	B 12.33	B 12.36
.....	B 11.37	B 11.40
.....	S 10.42	11.45	S 11.49	S 11.52	S 12.47	S 12.50	S 12.55
.....	10.47	11.50	11.54	11.57	12.52	12.55	12.57
.....	S 1.07
.....	12.05	S 1.13
.....	S 1.21
.....	S 1.23
.....	12.20	S 1.33
.....
.....	RDC	RDC	RDC
.....
.....
.....
.....
.....	A.M.	P.M.	A.M.	A.M.	P.M.	P.M.	P.M.
		Will Run Nov. 27 Dec. 25 Jan. 1 Feb. 23	Will Run Nov. 27 Dec. 25 Jan. 1 Feb. 23		Will Run Nov. 27 Dec. 25 Jan. 1 Feb. 23		

WHITE PLAINS NORTH STATION TO CHATHAM

110

STATIONS	FIRST CLASS				
	●9017 Sat. & Sunday Only	†●917 Daily Ex. Sat. & Sun.	●9019 R-26 Sat. & Sunday Only	†●921 Daily Ex. Sat. & Sun.	
LEAVE	P.M.	P.M.	P.M.	P.M.	
GRAND CEN. TERM.....	12.16	12.16	1.16	1.16
WHITE PLAINS NO. STA.	12.58	1.01	1.58	2.01
VALHALLA	B 1.00	B 1.03
KENSICO CEMETERY	S 1.02
MOUNT PLEASANT	S 1.04
HAWTHORNE	S 1.06	S 1.09	S 2.04	S 2.07
THORNWOOD
PLEASANTVILLE.....	S 1.10	S 1.13	S 2.07	S 2.11
CHAPPAQUA	S 1.14	S 1.17	S 2.10	S 2.14
MOUNT KISCO	S 1.20	S 1.23	S 2.17	S 2.20
BEDFORD HILLS	B 2.20	B 2.23
KATONAH	S 1.26	S 1.29	S 2.23	S 2.26
GOLDENS BRIDGE	B 1.30	B 1.33
PURDY'S
CROTON FALLS	B 2.33	B 2.36
BREWSTER.....	S 1.44	S 1.47	S 2.42	S 2.45
PUTNAM JCT.	1.58	1.52	2.47	2.50
PATTERSON
PAWLING	S 3.02
STATE HOSPITAL
WINGDALE	S 3.11
DOVER PLAINS.....	S 3.21
STATE SCHOOL
WASSAIC
AMENIA	S 3.37	RDC
MILLERTON.....	S 3.51
COPAKE FALLS	S 4.11
HILLSDALE	S 4.17
CRARYVILLE	S 4.22
PHILMONT
GHENT
CHATHAM (N'Eastern Reg.)	S 4.56
ARRIVE	P.M.	P.M.	P.M.	P.M.	
	Will Run Nov. 27 Dec. 25 Jan. 1 Feb. 23		Will Run Nov. 27 Dec. 25 Jan. 1 Feb. 23		

Time shown at Grand Central Terminal and Chatham is for information only.

WESTWARD

111

FIRST CLASS							
	3233 Saturday Only	†●923 Daily Ex. Sat. & Sun.	●9021 Sat. & Sunday Only	●9221 Sunday Only	†●929 Daily Ex. Sat. & Sun.	†●989 Daily Ex. Sat. & Sun.	†●931 Daily Ex. Sat. & Sun.
	Dead Head						
	P.M.	P.M.	P.M.	P.M.	P.M.	P.M.	P.M.
.....	2.16	2.16	3.16	4.01
.....	3.01	3.01	4.00	4.43
.....	B 3.03	B 4.03	B 4.46
.....
.....
.....	S 3.09	S 3.09	S 4.09	S 4.52
.....	B 3.11	B 3.11	B 4.54
.....	S 3.13	S 3.13	S 4.13	S 4.57
.....	MAKE	S 3.17	S 3.17	MAKE	S 4.17	MAKE	S 5.02
.....	NO.	S 3.23	S 3.23	NO.	S 4.24	NO.	S 5.09
.....	9234	B 3.26	3220	318	B 5.12
.....	S 3.29	S 3.29	S 4.30	S 5.16
.....	B 3.33	B 3.33	B 4.34	B 5.21
.....	B 3.36	B 3.36	B 5.25
.....	B 3.38	B 5.29
.....	3.30	S 3.49	S 3.51	S 3.53	S 4.47	S 4.55	S 5.41
.....	3.32	3.54	3.56	3.56	4.52	4.58	5.46
.....	S 4.05	S 5.07
.....	3.45	S 4.11	S 5.13
.....
.....	4.00
.....	RDC	RDC	RDC	RDC	RDC
.....
.....
.....
.....
.....
.....
.....	P.M.	P.M.	P.M.	P.M.	P.M.	P.M.	P.M.
			Will Run Nov. 27 Dec. 25 Jan. 1 Feb. 23	Will Run Nov. 27 Dec. 25 Jan. 1 Feb. 23			

WHITE PLAINS NORTH STATION TO CHATHAM

112

STATIONS	FIRST CLASS				
	● 9025 Sat. & Sunday Only	● 9225 Saturday Only	‡ ● 935 Daily Ex. Sat. & Sun.	‡ ● 937 Daily Ex. Sat. & Sun.	
LEAVE	P.M.	P.M.	P.M.	P.M.	
GRAND CEN. TERM.....	4.16	4.26	4.44
WHITE PLAINS NO. STA.	5.01	5.09	5.22
VALHALLA	B 5.03
KENSICO CEMETERY
MOUNT PLEASANT
HAWTHORNE	S 5.09	5.16	5.28
THORNWOOD	B 5.11
PLEASANTVILLE.....	S 5.13
CHAPPAQUA	S 5.17	MAKE
MOUNT KISCO	S 5.23	NO.	5.26	S 5.40
BEDFORD HILLS	B 5.26	9238	S 5.46
KATONAH	S 5.29	5.30	S 5.50
GOLDENS BRIDGE	B 5.34	S 5.56
PURDY'S	B 5.38	S 6.01
CROTON FALLS	B 5.41	S 6.05
BREWSTER.....	S 5.53	S 5.55	S 5.48	S 6.13
PUTNAM JCT.	5.58	5.58	5.58	6.18
PATTERSON	S 6.07	S 6.02
PAWLING	S 6.13	S 6.09
STATE HOSPITAL	FF 6.16
WINGDALE	S 6.19
DOVER PLAINS.....	S 6.31
STATE SCHOOL	FF 6.37
WASSAIC	S 6.42
AMENIA	RDC	S 6.49
MILLERTON.....	S 7.04
COPAKE FALLS	S 7.20
HILLSDALE	S 7.27
CRARYVILLE	FF 7.33
PHILMONT	S 7.44
GHENT
CHATHAM (N'Eastern Reg.)	S 8.05
ARRIVE	P.M.	P.M.	P.M.	P.M.	
<div>Will Run</div> <div>Nov. 27</div> <div>Dec. 25</div> <div>Jan. 1</div> <div>Feb. 23</div>					
Time shown at Grand Central Terminal and Chatham is for information only.					

WESTWARD

113

[illegible]

WHITE PLAINS NORTH STATION TO CHATHAM

114

STATIONS	FIRST CLASS				
	● 9033 Sat. & Sunday Only	● 9233 Saturday Only	† ● 953 Daily Ex. Sat. & Sun.	† ● 983 Daily Ex. Sat. & Sun.	
LEAVE	P.M.	P.M.	P.M.	P.M.	
GRAND CEN. TERM.....	6.16	6.27
WHITE PLAINS NO. STA.	7.01	7.15
VALHALLA	B 7.03	S 7.19
KENSICO CEMETERY
MOUNT PLEASANT
HAWTHORNE	S 7.09	S 7.25
THORNWOOD	B 7.11	S 7.28
PLEASANTVILLE.....	S 7.13	S 7.32
CHAPPAQUA	S 7.17	MAKE	S 7.36	MAKE
MOUNT KISCO	S 7.23	NO.	S 7.42	NO.
BEDFORD HILLS	B 7.27	9244	S 7.46	988
KATONAH.....	S 7.30	S 7.50
GOLDENS BRIDGE	S 7.34	S 7.54
PURDY'S.....	B 7.38	S 7.59
CROTON FALLS	B 7.41	S 8.03
BREWSTER.....	S 7.51	S 7.56	S 8.12	S 8.18
PUTNAM JCT.	7.58	7.59	8.17	8.21
PATTERSON	S 8.08	S 8.30
PAWLING	S 8.14	S 8.36
STATE HOSPITAL
WINGDALE
DOVER PLAINS.....
STATE SCHOOL
WASSAIC
AMENIA	RDC	RDC
MILLERTON.....
COPAKE FALLS
HILLSDALE
CRARYVILLE
PHILMONT
GHENT
CHATHAM (N' Eastern Reg.)
ARRIVE	P.M.	P.M.	P.M.	P.M.	
<div>Will Run</div> <div>Nov. 27</div> <div>Dec. 25</div> <div>Jan. 1</div> <div>Feb. 23</div>					

Time shown at Grand Central Terminal and Chatham is for information only.

WESTWARD

115

FIRST CLASS							
	†●957 R-30 Daily Ex. Sat. & Sun.	●9039 Sunday Only	●9037 Saturday Only	†●959 Daily Ex. Sat. & Sun.	†●965 Daily Ex. Sat. & Sun.	●9043 Sat. & Sunday Only	†●967 Daily Ex. Sat. & Sun.
	P.M.	P.M.	P.M.	P.M.	P.M.	P.M.	P.M.
.....	7.16	8.16	8.16	8.16	9.16	10.16	10.16
.....	7.59	9.01	9.01	9.01	10.01	10.58	11.01
.....	B 9.03	B 9.03	B 9.03	FF11.01	FF11.04
.....
.....	S 8.07	S 9.09	S 9.09	S 9.09	S 10.07	S 11.07	S 11.10
.....	B 9.11	B 9.11	B 9.11	FF11.09	FF11.12
.....	S 8.11	S 9.13	S 9.13	S 9.13	S 10.11	S 11.11	S 11.14
.....	S 8.15	S 9.17	S 9.17	S 9.17	S 10.14	S 11.15	S 11.18
.....	S 8.21	S 9.23	S 9.23	S 9.23	S 10.20	S 11.21	S 11.24
.....	B 8.24	B 9.26	B 9.26	B 9.27	FF11.24	FF11.27
.....	S 8.27	S 9.29	S 9.29	S 9.30	S 10.26	S 11.27	S 11.30
.....	B 9.33	B 9.33	B 9.34	FF11.31	FF11.34
.....	B 9.36	B 9.36	B 9.38	FF11.34	FF11.37
.....	B 8.36	B 9.38	B 9.38	B 9.41	FF11.36	FF11.39
.....	S 8.48	S 9.47	S 9.47	S 9.54	S 10.47	S 11.46	S 11.49
.....	8.53	9.50	9.52	9.59	10.52	11.51	11.54
.....	S 9.00	FF10.04
.....	S 9.06	S 10.08
.....	FF10.14
.....	S 9.17	S 10.17
.....	S 9.28	S 10.26
.....
.....	S 9.43	RDC	RDC	RDC	RDC
.....	S 9.58
.....	B 10.14
.....	B 10.24
.....	B 10.31
.....	B 10.42
.....	S 11.00
.....	P.M.	P.M.	P.M.	P.M.	P.M.	P.M.	P.M.
		Will Run Nov. 27 Dec. 25 Jan. 1 Feb. 23				Will Run Nov. 27 Dec. 25 Jan. 1 Feb. 23	

WHITE PLAINS NORTH STATION TO CHATHAM

116

STATIONS	FIRST CLASS				
	† ● 969 Daily Ex. Sat. & Sun.				
LEAVE	P.M.				
GRAND CEN. TERM.....	11.16				
WHITE PLAINS NO. STA.	12.01				
VALHALLA					
KENSICO CEMETERY					
MOUNT PLEASANT					
HAWTHORNE	S 12.07				
THORNWOOD					
PLEASANTVILLE	S 12.11				
CHAPPAQUA	S 12.14				
MOUNT KISCO	S 12.20				
BEDFORD HILLS					
KATONAH	S 12.26				
GOLDENS BRIDGE					
PURDY'S					
CROTON FALLS					
BREWSTER	S 12.47				
PUTNAM JCT.	12.52				
PATTERSON					
PAWLING					
STATE HOSPITAL					
WINGDALE					
DOVER PLAINS					
STATE SCHOOL					
WASSAIC					
AMENIA	RDC				
MILLERTON					
COPAKE FALLS					
HILLSDALE					
CRARYVILLE					
PHILMONT					
GHENT					
CHATHAM (N'Eastern Reg.)					
ARRIVE	A.M.				
Time shown at Grand Central Terminal and Chatham is for information only.					

WESTWARD

117

FIRST CLASS

[illegible]

CROTON NORTH STATION AND WHITE PLAINS NORTH STATION TO GRAND CENTRAL TERMINAL

118

STATIONS	FIRST CLASS				
	● 9048	● 624	● 9548	● 780	
	Sunday Only	Daily Ex. Sun. & Mon.	Sun. & Monday Only	Daily Ex. Sun. & Mon.	
LEAVE	A.M.	A.M.	A.M.	A.M.	
CROTON NO. STATION....	S 12.10
CROTON-HARMON	S 12.14
OSSINING	S 12.22
SCARBOROUGH.....	12.23
PHILIPSE MANOR	S 12.26
TARRYTOWN.....	FF 12.28
OW	S 12.31
IRVINGTON	S 12.34
ARDSLEY-ON-HUDSON	S 12.38
DOBBS FERRY	S 12.41
HASTINGS-ON-HUDSON....	S 12.44
GREYSTONE	MU
GLENWOOD	MU
YONKERS.....	FF 12.47
LUDLOW.....	12.49
MOUNT ST. VINCENT	MU	MU	S * 12.51
RIVERDALE
SPUYTEN DUYVIL.....
MARBLE HILL
UNIVERSITY HEIGHTS
MORRIS HEIGHTS.....
HIGH BRIDGE
WHITE PLAINS NO. STA.	S 12.01 12.05	S 12.16	S 12.16
WHITE PLAINS	H S 12.10	S 12.20	S 12.20
HARTSDALE	A	S 12.23	S 12.23
SCARSDALE	R	S 12.26	S 12.26
CRESTWOOD	L 12.19	S 12.30	S 12.30
TUCKAHOE	E	S 12.32	S 12.32
BRONXVILLE	M	S 12.34	S 12.34
FLEETWOOD.....	B 12.24	S 12.37	S 12.37
MOUNT VERNON.....	S * 12.40	S 12.40
WAKEFIELD.....
WOODLAWN	B 12.26	S 12.42	12.42
WILLIAMS BRIDGE	R
BOTANICAL GARDEN	A
FORDHAM	N	S 12.46
183rd STREET.....	C
TREMONT	H
MORRISANIA
MELROSE.....
MOTT HAVEN JCT. (MO)	12.34	* 12.51	* 12.51	* 12.56
138th STREET.....
125th STREET.....	D 12.37	D 12.54	D 12.54	D 12.59
G.C.T. { LOWER LEVEL
{ UPPER LEVEL	S 12.48	S 1.05	S 1.05	S 1.10
ARRIVE	A.M.	A.M.	A.M.	A.M.	
		Will Not Run Nov. 28 Dec. 26 Jan. 2 Feb. 24	Will Run Nov. 28 Dec. 26 Jan. 2 Feb. 24	Will Not Run Nov. 28 Dec. 26 Jan. 2 Feb. 24	

EASTWARD

119

FIRST CLASS							
	● 8774 Sun. & Monday Only	● 9648 Sun. & Monday Only	● Y321 Monday Only	● Y325 Sunday Only	● Y287 Daily Ex. Sun. & Mon.	● 626 Daily Ex. Sun. & Mon.	† ● 9550 Sun. & Monday Only
	A.M.	A.M.	A.M.	A.M.	A.M.	A.M.	A.M.
.....	*12.05
.....	S 12.10
.....
.....	S 12.14
.....	S 12.16
.....
.....	S 12.22
.....
.....	S 12.23
.....
.....	S 12.26
.....
.....	S 12.31
.....
.....	S 12.34
.....
.....	S 12.38
.....	S 12.41
.....
.....	S 12.44
.....	MU	MU	MU	MU	MU	MU
.....
.....	12.49
.....	S * 12.50
.....
.....
.....	S 1.16	S 1.16
.....
.....	FROM	S 1.20	S 1.20
.....	NO.	S 1.23	S 1.23
.....	9647	S 1.26	S 1.26
.....
.....	S 1.30	S 1.30
.....	S 1.32	S 1.32
.....	S 1.34	S 1.34
.....	S 1.37	S 1.37
.....	S * 12.42	S * 1.40	S * 1.40
.....
.....	S 12.44	12.55	1.20	1.29	1.42	1.42
.....	S 12.46
.....	S 12.48
.....	S 12.50	S 1.45	S 1.45
.....
.....	S 12.53
.....
.....	S 12.56
.....
.....	* 12.56	12.58	1.03	1.28	1.37	1.51	1.51
.....
.....	D 12.59	S 1.01	D 1.06	D 1.31	D 1.40	D 1.54	D 1.54
.....
.....	S 1.10	S 1.12	S 1.17	S 1.42	S 1.50	S 2.05	S 2.05
.....
.....	A.M.	A.M.	A.M.	A.M.	A.M.	A.M.	A.M.
.....	Will Run Nov. 28 Dec. 26 Jan. 2 Feb. 24	Will Run Nov. 28 Dec. 26 Jan. 2 Feb. 24	Will Not Run Nov. 28 Dec. 26 Jan. 2 Feb. 24	Will Run Nov. 28 Dec. 26 Jan. 2 Feb. 24

CROTON NORTH STATION AND WHITE PLAINS NORTH STATION TO GRAND CENTRAL TERMINAL

120

STATIONS	FIRST CLASS				
	● 8778	● 700	● 682	† ● 9552	
	Sunday & Mon. Only	Daily Ex. Sun. & Mon.	Daily Ex. Sun. & Mon.	Sun. & Monday Only	
LEAVE	A.M.	A.M.	A.M.	A.M.	
CROTON NO. STATION....	° 1.05	S ° 1.05
CROTON-HARMON	S 1.10	S 1.10
OSSINING	S 1.14	S 1.14
SCARBOROUGH.....	S 1.16
PHILIPSE MANOR	FF 1.19
TARRYTOWN.....	S 1.22	S 1.22
CW	1.23	1.23
IRVINGTON	S 1.26	S 1.26
ARDSLEY-ON-HUDSON	FF 1.28
DOBBS FERRY	S 1.31	S 1.31
HASTINGS-ON-HUDSON....	S 1.34	S 1.34
GREYSTONE
GLENWOOD	S 1.38	S 1.38
YONKERS.....	S 1.41	S 1.41
LUDLOW.....	S 1.44	S 1.44
MOUNT ST. VINCENT	MU	MU	MU	MU
RIVERDALE
SPUYTEN DUYVIL.....	1.49	1.49
MARBLE HILL	S ° 1.50	S ° 1.51
UNIVERSITY HEIGHTS
MORRIS HEIGHTS.....
HIGH BRIDGE
WHITE PLAINS NO. STA.	S 3.00	S 3.00
WHITE PLAINS	H	FF 3.03	FF 3.03
HARTSDALE	A	FF 3.06	FF 3.06
SCARSDALE	R	FF 3.09	FF 3.09
CRESTWOOD	L	FF 3.13	FF 3.13
TUCKAHOE	E	FF 3.15	FF 3.15
BRONXVILLE	M	FF 3.17	FF 3.17
FLEETWOOD.....	FF 3.19	FF 3.19
MOUNT VERNON.....	FF° 3.21	FF° 3.21
WAKEFIELD.....
WOODLAWN	B	3.23	3.23
WILLIAMS BRIDGE	R
BOTANICAL GARDEN	A
FORDHAM	N	FF 3.25	FF 3.25
183rd STREET.....	C
TREMONT	H
MORRISANIA
MELROSE.....
MOTT HAVEN JCT. (MO)	° 1.56	° 1.57	° 3.31	° 3.31
138th STREET.....
125th STREET.....	D 1.59	D 1.59
G.C.T. { LOWER LEVEL
{ UPPER LEVEL	S 2.10	S 2.10	S 3.45	S 3.45
ARRIVE	A.M.	A.M.	A.M.	A.M.	
	Will Run Nov. 28 Dec. 26 Jan. 2 Feb. 24	Will Not Run Nov. 28 Dec. 26 Jan. 2 Feb. 24	Will Not Run Nov. 28 Dec. 26 Jan. 2 Feb. 24	Will Run Nov. 28 Dec. 26 Jan. 2 Feb. 24	

EASTWARD

121

FIRST CLASS							
	350	●684	●9554	●9500	†●500	†Y201	†●702
	Daily	Daily Ex. Sun. & Mon.	Sun. & Monday Only	Sat. & Sunday Only	Daily Ex. Sat. & Sun.	Daily Ex. Sat. & Sun.	Daily Ex. Sat. & Sun.
	Dead Head						
	A.M.	A.M.	A.M.	A.M.	A.M.	A.M.	A.M.
.....	°3.45	°5.25
.....	3.47	S 5.30
.....	S 5.34
.....	FF 5.40
.....	S 5.43
.....	4.00	5.44
.....	S 5.47
.....	S 5.52
.....	S 5.54
.....	4.10	S 5.58
.....	S 6.00
.....	MU	MU	MU	MU	MU	MU	S 6.03
.....	4.18	6.07
.....	°4.20	S °6.09
.....
.....	S 4.00	S 4.00	S 5.16	S 5.16
.....	FF 4.03	FF 4.03	S 5.20	S 5.20
.....	FF 4.06	FF 4.06	S 5.23	S 5.23
.....	FF 4.09	FF 4.09	S 5.26	S 5.26
.....	FF 4.13	FF 4.13	S 5.30	S 5.30
.....	FF 4.15	FF 4.15	S 5.32	S 5.32
.....	FF 4.17	FF 4.17	S 5.34	S 5.34
.....	FF 4.19	FF 4.19	S 5.37	S 5.37
.....	FF° 4.21	FF° 4.21	S °5.40	S °5.40
.....	S 5.41
.....	4.23	4.23	S 5.42	S 5.43	5.55
.....	S 5.45
.....	S 5.47
.....	FF 4.25	FF 4.25	S 5.46	S 5.48
.....	S 5.51
.....	S 5.54
.....	S 5.56
.....	°4.26	°4.31	°4.31	°5.51	°5.58	6.03	°6.15
.....	S 5.59
.....	D 4.33	S 5.54	S 6.01	D 6.05	D 6.18
.....	4.40	S 4.45	S 4.45	S 6.06	S 6.12	S 6.15	S 6.29
	A.M.	A.M.	A.M.	A.M.	A.M.	A.M.	A.M.
		Will Not Run Nov. 28 Dec. 26 Jan. 2 Feb. 24	Will Run Nov. 28 Dec. 26 Jan. 2 Feb. 24	Will Run Nov. 28 Dec. 26 Jan. 2 Feb. 24			

**CROTON NORTH STATION AND WHITE PLAINS NORTH STATION
TO GRAND CENTRAL TERMINAL**

122

STATIONS	FIRST CLASS				
	†●502	†●704	64	●9502	
	Daily Ex. Sat. & Sun.	Daily Ex. Sat. & Sun.	Daily	Sat. & Sunday Only	
LEAVE	A.M.	A.M.	A.M.	A.M.	
CROTON NO. STATION....		°5.55	6.15		
CROTON-HARMON		S 6.00	D 6.17		
			6.25		
OSSINING		S 6.04			
SCARBOROUGH.....		FF 6.07			
PHILIPSE MANOR		FF 6.10			
TARRYTOWN.....		S 6.13			
OW		6.14	6.35		
IRVINGTON		S 6.17			
ARDSLEY-ON-HUDSON		FF 6.19			
DOBBS FERRY		S 6.22			
HASTINGS-ON-HUDSON....		S 6.24			
GREYSTONE		FF 6.26			
GLENWOOD		S 6.29	6.44		
YONKERS.....		S 6.32			
LUDLOW.....		S 6.35			
MOUNT ST. VINCENT	MU	MU		MU	
RIVERDALE		FF 6.37			
SPUYTEN DUYVIL.....		S 6.40	6.50		
MARBLE HILL		S °6.43			
UNIVERSITY HEIGHTS		S 6.45			
MORRIS HEIGHTS.....		FF 6.47			
HIGH BRIDGE		FF 6.49			
WHITE PLAINS NO. STA.	S 5.46			S 6.16	
WHITE PLAINS	H S 5.50			S 6.20	
HARTSDALE	A S 5.53			S 6.23	
SCARSDALE	R S 5.56			S 6.26	
CRESTWOOD	L S 6.00			S 6.30	
TUCKAHOE.....	E S 6.02			S 6.32	
BRONXVILLE	M S 6.05			S 6.34	
FLEETWOOD.....	S 6.07			S 6.37	
MOUNT VERNON.....	S °6.10			S °6.40	
WAKEFIELD.....	B S 6.11			S 6.41	
WOODLAWN	R S 6.13			S 6.43	
WILLIAMS BRIDGE	A S 6.15			S 6.45	
BOTANICAL GARDEN	N S 6.17			S 6.47	
FORDHAM	C S 6.18			S 6.50	
183rd STREET.....	H S 6.19				
TREMONT	S 6.21			S 6.53	
MORRISANIA	S 6.24			S 6.54	
MELROSE.....	S 6.26			S 6.56	
MOTT HAVEN JCT. (MO)	°6.28	°6.52	6.57	6.58	
138th STREET.....	S 6.29	S 6.53		S 6.59	
125th STREET.....	S 6.31	S 6.55		S 7.01	
G.C.T. { LOWER LEVEL					
{ UPPER LEVEL	S 6.42	S 7.08	S 7.10	S 7.13	
ARRIVE	A.M.	A.M.	A.M.	A.M.	
				Will Run Nov. 27 Dec. 25 Jan. 1 Feb. 23	

EASTWARD

123

FIRST CLASS							
	● 8700 Sat. & Sunday Only	†●Y203 Daily Ex. Sat. & Sun.	†●900 Daily Ex. Sat. & Sun.	†●890 Daily Ex. Sat. & Sun.	†●860 Daily Ex. Sat. & Sun.	†●830 Daily Ex. Sat. & Sun.	†●504 Daily Ex. Sat. & Sun.
	A.M.	A.M.	A.M.	A.M.	A.M.	A.M.	A.M.
.....	°6.05	°6.25	S °6.26	6.20
.....	S 6.10	S 6.28	S 6.30	S 6.35
.....	S 6.14	S 6.39
.....	S 6.16
.....	S 6.22	S 6.48
.....	6.23	6.49
.....	S 6.26
.....	S 6.31
.....	S 6.34
.....	S 6.38	6.57
.....	S 6.41
.....	S 6.44
.....	MU	MU	RDC	RDC	MU	MU
.....	FF 6.46
.....	S 6.49	7.04
.....	S °6.51
.....	S 6.53
.....	FF 6.55
.....	FF 6.56
.....	S 6.33	S 6.23
.....	6.35
.....	S 6.40	S 6.27
.....	S 6.30
.....	S 6.33
.....	6.47	S 6.37
.....	S 6.39
.....	S 6.43
.....	S 6.46
.....	S °6.53	S 6.53
.....	S 6.55
.....	6.55	6.55	S °6.58
.....	S 7.00
.....	S 7.03
.....	S 7.05
.....	S 7.06
.....	S 7.09
.....	S 7.12
.....	S 7.14
.....	6.59	7.03	°7.03	7.10	°7.16
.....	D 7.04	D 7.11	S 7.17
.....	S 7.01	D 7.06	D 7.06	D 7.13	S 7.19
.....	S 7.30
.....	S 7.15	S 7.16	S 7.17	S 7.23
	A.M.	A.M.	A.M.	A.M.	A.M.	A.M.	A.M.
.....	Will Run Nov. 27 Dec. 25 Jan. 1 Feb. 23

CROTON NORTH STATION AND WHITE PLAINS NORTH STATION TO GRAND CENTRAL TERMINAL

124

STATIONS	FIRST CLASS				
	Y359 Daily Ex. Sat. & Sun.	Y301 Saturday Only	†●506 Daily Ex. Sat. & Sun.	†●706 Daily Ex. Sat. & Sun.	
LEAVE	A.M.	A.M.	A.M.	A.M.	
CROTON NO. STATION....					
CROTON-HARMON				*6.25	
OSSINING					
SCARBOROUGH.....					
PHILIPSE MANOR					
TARRYTOWN.....				S 6.50	
OW				6.51	
IRVINGTON				S 6.54	
ARDSLEY-ON-HUDSON				S 6.56	
DOBBS FERRY				S 6.58	
HASTINGS-ON-HUDSON....				S 7.01	
GREYSTONE				S 7.03	
GLENWOOD				S 7.06	
YONKERS.....				S 7.09	
LUDLOW.....				S 7.12	
MOUNT ST. VINCENT		MU	MU	MU	
RIVERDALE					
SPUYTEN DUYVIL.....				7.16	
MARBLE HILL					
UNIVERSITY HEIGHTS					
MORRIS HEIGHTS.....					
HIGH BRIDGE					
WHITE PLAINS NO. STA.			S 6.46		
WHITE PLAINS	H		S 6.50		
HARTSDALE	A		S 6.53		
SCARSDALE	R		S 6.56		
CRESTWOOD	L		S 7.00		
TUCKAHOE	E		S 7.02		
BRONXVILLE	M		S 7.06		
FLEETWOOD.....			S 7.09		
MOUNT VERNON.....			S 7.12		
WAKEFIELD.....	B	7.09	7.12	7.14	
WOODLAWN	R				
WILLIAMS BRIDGE	A				
BOTANICAL GARDEN	N				
FORDHAM	C				
183rd STREET.....	H				
TREMONT					
MORRISANIA					
MELROSE.....					
MOTT HAVEN JCT. (MO)		7.17	7.20	7.22	*7.23
138th STREET.....			D 7.23		
125th STREET.....	D 7.20	D 7.23	D 7.25	D 7.25	
G.C.T. { LOWER LEVEL				S 7.38	
{ UPPER LEVEL	S 7.30	S 7.33	S 7.36		
ARRIVE	A.M.	A.M.	A.M.	A.M.	

EASTWARD

125

FIRST CLASS							
	●Y205	● 8802	● 8302	†●902	● 9004	†●892	†●862
	Daily Ex. Sat.	Saturday Only	Saturday Only	Daily Ex. Sat. & Sun.	Sat. & Sunday Only	Daily Ex. Sat. & Sun.	Daily Ex. Sat. & Sun.
	A.M.	A.M.	A.M.	A.M.	A.M.	A.M.	A.M.
.....		°6.42	6.42	6.52	S °6.53
.....		S 6.45	S 6.50	S 6.55	S 6.57
.....			S 6.54		
.....					
.....			S 7.02		
.....			7.03		
.....					
.....			7.11		
.....			S 7.13		
.....	MU	RDC	MU	RDC MU	RDC	RDC
.....			7.19		
.....					
.....					
.....				S 6.58	S 7.00		
.....				7.00	7.05		
.....				S 7.05	S 7.10		
.....							
.....				7.12	7.19		
.....							
.....				7.17	7.24		
.....	7.17			7.19	7.26		
.....							
.....							
.....							
.....	7.25		7.26	7.27	7.34		
.....	D 7.28		D 7.29	D 7.30	D 7.37		
.....	S 7.38						
.....			S 7.42	S 7.43	S 7.48		
.....							
	A.M.	A.M.	A.M.	A.M.	A.M.	A.M.	A.M.
					Will Run Nov. 27 Dec. 25 Jan. 1 Feb. 23		

CROTON NORTH STATION AND WHITE PLAINS NORTH STATION TO GRAND CENTRAL TERMINAL

126

STATIONS	FIRST CLASS				
	†0708	†0510	†0Y361	†0508	
	Daily Ex. Sat. & Sun.	Daily Ex. Sat. & Sun.	Daily Ex. Sat. & Sun.	Daily Ex. Sat. & Sun.	
LEAVE	A.M.	A.M.	A.M.	A.M.	
CROTON NO. STATION...					
CROTON-HARMON					
OSSINING	FROM	FROM			
SCARBOROUGH.....	NO.	NO.			
PHILIPSE MANOR	351	303			
TARRYTOWN.....					
OW					
IRVINGTON					
ARDSLEY-ON-HUDSON					
DOBBS FERRY					
HASTINGS-ON-HUDSON....					
GREYSTONE					
GLENWOOD	°7.11				
YONKERS.....	S 7.14				
LUDLOW.....					
MOUNT ST. VINCENT	MU	MU		MU	
RIVERDALE	S 7.18				
SPUYTEN DUYVIL.....	S 7.21				
MARBLE HILL	S °7.24				
UNIVERSITY HEIGHTS	S 7.27				
MORRIS HEIGHTS.....	S 7.29				
HIGH BRIDGE	S 7.31				
WHITE PLAINS NO. STA.				S 7.06	
WHITE PLAINS	H			S 7.10	
HARTSDALE	A			S 7.13	
SCARSDALE	R			S 7.18	
CRESTWOOD	L			7.22	
TUCKAHOE	E				
BRONXVILLE	M				
FLEETWOOD.....					
MOUNT VERNON.....		S °7.14		S 7.26	
WAKEFIELD.....		S 7.16			
WOODLAWN	B	S 7.19	7.30	7.28	
WILLIAMS BRIDGE	R	S 7.22			
BOTANICAL GARDEN	A	S 7.24			
FORDHAM	N	S 7.26			
183rd STREET.....	C	S 7.28			
TREMONT	H	S 7.30			
MORRISANIA		S 7.33			
MELROSE.....		S 7.35			
MOTT HAVEN JCT. (MO)		°7.37	7.38	★ 7.36	
138th STREET.....	S 7.35	S 7.38			
125th STREET.....	S 7.37	S 7.40	D 7.41	D 7.39	
G.C.T. { LOWER LEVEL	S 7.50	S 7.52		S 7.53	
{ UPPER LEVEL			S 7.52		
ARRIVE	A.M.	A.M.	A.M.	A.M.	

EASTWARD

127

FIRST CLASS							
	10832 T-7 Daily Ex. Sat. & Sun.	1Y207 Daily Ex. Sat. & Sun.	10512 Daily Ex. Sat. & Sun.	10904 Daily Ex. Sat. & Sun.	10710 Daily Ex. Sat. & Sun.	10906 Daily Ex. Sat. & Sun.	10714 Daily Ex. Sat. & Sun.
	A.M.	A.M.	A.M.	A.M.	A.M.	A.M.	A.M.
	6.47				6.42		S 7.14
S	6.51				6.47		
	7.00						S 7.21
S	7.04			MAKE			S 7.26
S	7.07			NO.			
S	7.11			323	7.03		
S	7.15				S 7.17		
	7.16				7.18		7.33
					S 7.21		
					S 7.25		
					S 7.27		
					S 7.30		
					S 7.32		
	7.25				S 7.35		7.42
					S 7.38		
					S 7.41		
MU		MU	MU		MU		
	7.32				7.46		7.49
			S 7.15	S 7.22		7.30	
				7.24			
				S 7.29			
			S 7.28	7.36		7.39	
			S 7.30				
			S 7.33				
			S 7.36				
			S 7.40	7.42		7.44	
		7.40	7.42	7.44		7.46	
	7.40	7.48	7.50	7.52	7.53	7.54	7.55
			D 7.51				
D	7.43	D 7.51	D 7.53	D 7.55	D 7.56		D 7.58
S	7.54	S 8.02	S 8.05				S 8.10
				S 8.07	S 8.09	S 8.09	
	A.M.	A.M.	A.M.	A.M.	A.M.	A.M.	A.M.

CROTON NORTH STATION AND WHITE PLAINS NORTH STATION TO GRAND CENTRAL TERMINAL

128

STATIONS	FIRST CLASS				
	†0Y363	● 9504	†0Y211	● 8704	
	Daily Ex. Sat. & Sun.	Sat. & Sunday Only	Daily Ex. Sat. & Sun.	Sat. & Sunday Only	
LEAVE	A.M.	A.M.	A.M.	A.M.	
CROTON NO. STATION....	S ° 7.05
CROTON-HARMON	S 7.10
OSSINING	S 7.14
SCARBOROUGH.....	S 7.16
PHILIPSE MANOR	FF 7.18
TARRYTOWN.....	S 7.22
OW	7.23
IRVINGTON	S 7.26
ARDSLEY-ON-HUDSON	FF 7.28
DOBBS FERRY	S 7.31
HASTINGS-ON-HUDSON....	S 7.34
GREYSTONE	FF 7.36
GLENWOOD	S 7.38
YONKERS.....	S 7.41
LUDLOW.....	S 7.44
MOUNT ST. VINCENT	MU	MU	FF 7.45
RIVERDALE	FF 7.46
SPUYTEN DUYVIL.....	S 7.49
MARBLE HILL	S ° 7.51
UNIVERSITY HEIGHTS	S 7.53
MORRIS HEIGHTS.....	FF 7.55
HIGH BRIDGE	FF 7.56
WHITE PLAINS NO. STA.	S 7.16
WHITE PLAINS	H	S 7.20
HARTSDALE	A	S 7.23
SCARSDALE	R	S 7.26
CRESTWOOD	L	S 7.30
TUCKAHOE	E	S 7.32
BRONXVILLE	M	S 7.34
FLEETWOOD.....	S 7.37
MOUNT VERNON.....	S ° 7.40
WAKEFIELD.....
WOODLAWN	B	7.48 S 7.42	7.52	MU
WILLIAMS BRIDGE	R	S 7.44
BOTANICAL GARDEN	A	S 7.47
FORDHAM	N	S 7.50
183rd STREET.....	C
TREMONT	H	S 7.53
MORRISANIA
MELROSE.....	S 7.56
MOTT HAVEN JCT. (MO)	7.56	7.58	*8.00 ° 7.58
138th STREET.....	S 7.59	S 7.59
125th STREET.....	D 7.59	S 8.01	D 8.03	S 8.01
G.C.T. { LOWER LEVEL	S 8.14
{ UPPER LEVEL	S 8.10	S 8.12	S 8.15
ARRIVE	A.M.	A.M.	A.M.	A.M.	
		Will Run Nov. 27 Dec. 25 Jan. 1 Feb. 23		Will Run Nov. 27 Dec. 25 Jan. 1 Feb. 23	

EASTWARD

129

FIRST CLASS							
	†●834 Daily Ex. Sat. & Sun.	†●Y209 Daily Ex. Sat. & Sun.	●Y303 Saturday Only	†●716 T-4 Daily Ex. Sat. & Sun.	†●514 T-18 Daily Ex. Sat. & Sun.	●Y601 Saturday Only	†●516 Daily Ex. Sat. & Sun.
	A.M.	A.M.	A.M.	A.M.	A.M.	A.M.	A.M.
	7.22						
	7.25			• 7.23			
	# 7.29						
				S 7.30			
				S 7.34			
				S 7.38			
	7.41			7.39			
	7.50			7.48			
		MU	MU	MU	MU	MU	MU
	7.57			7.55			
					6.50		7.34
							S 7.42
							S 7.47
					S 7.43		7.51
					S 7.46		
					S 7.50		
					7.55		7.57
		7.55	7.55		7.57	7.58	7.59
	• 8.04	★8.03	8.03	• 8.02	8.05	8.06	★8.07
	D 8.07	D 8.06	D 8.06	D 8.05	D 8.08	D 8.09	D 8.10
		S 8.17		S 8.16	S 8.20		
	S 8.18		S 8.17			S 8.20	S 8.22
	A.M.	A.M.	A.M.	A.M.	A.M.	A.M.	A.M.

**CROTON NORTH STATION AND WHITE PLAINS NORTH STATION
TO GRAND CENTRAL TERMINAL**

130

STATIONS	FIRST CLASS				
	†●518	†●718	†●712	†●Y213	
	Daily Ex. Sat. & Sun.	T-8 Daily Ex. Sat. & Sun.	Daily Ex. Sat. & Sun.	Daily Ex. Sat. & Sun.	
LEAVE	A.M.	A.M.	A.M.	A.M.	
CROTON NO. STATION....		7.10			
CROTON-HARMON		7.14			
OSSINING			FROM		
SCARBOROUGH.....			NO.		
PHILIPSE MANOR			353		
TARRYTOWN.....					
OW		•7.24			
IRVINGTON		S 7.34			
ARDSLEY-ON-HUDSON		S 7.37			
DOBBS FERRY		S 7.42			
HASTINGS-ON-HUDSON....		S 7.47			
GREYSTONE			MU		
GLENWOOD		7.51	•7.40		
YONKERS.....			S 7.44		
LUDLOW.....			S 7.47		
MOUNT ST. VINCENT	MU	MU		MU	
RIVERDALE			S 7.50		
SPUYTEN DUYVIL.....		S 7.59	S 7.53		
MARBLE HILL			S •7.57		
UNIVERSITY HEIGHTS			S 8.00		
MORRIS HEIGHTS.....			S 8.03		
HIGH BRIDGE			S 8.06		
WHITE PLAINS NO. STA.	S 7.40				
WHITE PLAINS	H S 7.46				
HARTSDALE	A				
SCARSDALE	R				
CRESTWOOD		7.53			
TUCKAHOE	L				
BRONXVILLE	E				
FLEETWOOD.....	M				
MOUNT VERNON.....		7.59			
WAKEFIELD.....					
WOODLAWN	B 8.01			8.03	
WILLIAMS BRIDGE	R				
BOTANICAL GARDEN	A				
FORDHAM	N				
183rd STREET.....	C				
TREMONT					
MORRISANIA	H				
MELROSE.....					
MOTT HAVEN JCT. (MO)	8.09	•8.06	•8.10	•8.11	
138th STREET.....			S 8.11		
125th STREET.....	D 8.12		S 8.13	D 8.14	
G.C.T. { LOWER LEVEL	S 8.24	S 8.24	S 8.25	S 8.25	
{ UPPER LEVEL					
ARRIVE	A.M.	A.M.	A.M.	A.M.	

EASTWARD

131

[illegible]

**CROTON NORTH STATION AND WHITE PLAINS NORTH STATION
TO GRAND CENTRAL TERMINAL**

132

STATIONS	FIRST CLASS				
	†●Y215	●9506	†●Y219	†●526	
	Daily Ex. Sat. & Sun.	Saturday Only	Daily Ex. Sat. & Sun.	Daily Ex. Sat. & Sun.	
LEAVE	A.M.	A.M.	A.M.	A.M.	
CROTON NO. STATION....
CROTON-HARMON
OSSINING
SCARBOROUGH.....
PHILIPSE MANOR
TARRYTOWN.....
OW
IRVINGTON
ARDSLEY-ON-HUDSON
DOBBS FERRY
HASTINGS-ON-HUDSON....
GREYSTONE
GLENWOOD
YONKERS.....
LUDLOW.....
MOUNT ST. VINCENT	MU	MU	MU	MU
RIVERDALE
SPUYTEN DUYVIL.....
MARBLE HILL
UNIVERSITY HEIGHTS
MORRIS HEIGHTS.....
HIGH BRIDGE
WHITE PLAINS NO. STA.	\$ 7.46	7.42
WHITE PLAINS	H	\$ 7.50
HARTSDALE	A	\$ 7.53	\$ 7.54
SCARSDALE	R	\$ 7.56	\$ 8.00
CRESTWOOD	L	\$ 8.00	8.04
TUCKAHOE	E	\$ 8.02
BRONXVILLE	M	\$ 8.04
FLEETWOOD.....		\$ 8.07
MOUNT VERNON.....		\$ 8.10	*8.09
WAKEFIELD.....	B	8.12	8.12	8.14	8.11
WOODLAWN	R
WILLIAMS BRIDGE	A
BOTANICAL GARDEN	N
FORDHAM	C
183rd STREET.....	H
TREMONT
MORRISANIA
MELROSE.....	
MOTT HAVEN JCT. (MO)		*8.20	8.20	*8.22	8.19
138th STREET.....	
125th STREET.....		D 8.23
G.C.T. { LOWER LEVEL		S 8.33	S 8.35	S 8.35
{ UPPER LEVEL		S 8.34
ARRIVE	A.M.	A.M.	A.M.	A.M.	

EASTWARD

133

FIRST CLASS							
	†●908 Daily Ex. Sat. & Sun.	†●724 T-4 Daily Ex. Sat. & Sun.	†●Y349 Daily Ex. Sat. & Sun.	†●910 Daily Ex. Sat. & Sun.	†●722 Daily Ex. Sat. & Sun.	†●Y365 Daily Ex. Sat. & Sun.	†●836 T-2 Daily Ex. Sat. & Sun.
	A.M.	A.M.	A.M.	A.M.	A.M.	A.M.	A.M.
		S 7.32					7.38
		7.37			S 7.34		7.41
							7.46
				MAKE NO. 311	FF 7.37		S 7.52
		S 7.49					
		S 7.53					
		S 7.57			FF 7.47		
		7.58			7.48		8.03
					MU		
					FF 7.54		
					S 7.56		
		8.09			7.59		8.13
					S 8.02		
					S 8.04		
		MU			S 8.06		
					S 8.08		
		8.16			S 8.11		8.20
					S 8.14		
					S 8.17		
					S 8.20		
					S 8.23		
	S 7.52						
	7.54			8.00			
	S 7.59						
	8.06			8.09			
	8.12			8.14			
	8.14		8.16	8.16		8.18	
	8.22	8.23	8.24	8.24	8.27	8.26	8.28
	D 8.25				D 8.29	D 8.29	
		S 8.38			S 8.40		
	S 8.37		S 8.38	S 8.39		S 8.40	S 8.42
	A.M.	A.M.	A.M.	A.M.	A.M.	A.M.	A.M.

CROTON NORTH STATION AND WHITE PLAINS NORTH STATION TO GRAND CENTRAL TERMINAL

134

STATIONS	FIRST CLASS				
	†●864 T-2 Daily Ex. Sat. & Sun.	†●Y221 Daily Ex. Sat. & Sun.	●8804 Sat. & Sunday Only	●8304 Sat. & Sunday Only	
LEAVE	A.M.	A.M.	A.M.	A.M.	
CROTON NO. STATION....	7.40	*7.42	7.42
CROTON-HARMON	S 7.43	S 7.45	S 7.50
OSSINING	S 7.54
SCARBOROUGH.....
PHILIPSE MANOR
TARRYTOWN.....	S 8.02
OW	8.03
IRVINGTON
ARDSLEY-ON-HUDSON
DOBBS FERRY
HASTINGS-ON-HUDSON....
GREYSTONE
GLENWOOD	8.11
YONKERS.....	S 8.13
LUDLOW.....
MOUNT ST. VINCENT	RDC	MU	RDC	MU
RIVERDALE
SPUYTEN DUYVIL.....	8.19
MARBLE HILL
UNIVERSITY HEIGHTS
MORRIS HEIGHTS.....
HIGH BRIDGE
WHITE PLAINS NO. STA.
WHITE PLAINS	H
HARTSDALE	A
SCARSDALE	R
CRESTWOOD	L
TUCKAHOE	E
BRONXVILLE	M
FLEETWOOD.....
MOUNT VERNON.....	B
WAKEFIELD.....	8.20
WOODLAWN	R
WILLIAMS BRIDGE	A
BOTANICAL GARDEN	N
FORDHAM	C
183rd STREET.....	H
TREMONT
MORRISANIA
MELROSE.....
MOTT HAVEN JCT. (MO)	*8.28	*8.26
138th STREET.....
125th STREET.....	D 8.31	D 8.29
G.C.T. { LOWER LEVEL	S 8.42	S 8.42
UPPER LEVEL
ARRIVE	A.M.	A.M.	A.M.	A.M.	
			Will Run Nov. 27 Dec. 25 Jan. 1 Feb. 23	Will Run Nov. 27 Dec. 25 Jan. 1 Feb. 23	

EASTWARD

135

FIRST CLASS							
	●Y603 Saturday Only	†●Y367 Daily Ex. Sat. & Sun.	Y305 Sat. & Sunday Only	†●528 Daily Ex. Sat. & Sun.	†●Y223 Daily Ex. Sat. & Sun.	†●726 T-8 Daily Ex. Sat. & Sun.	†●530 Daily Ex. Sat. & Sun.
	A.M.	A.M.	A.M.	A.M.	A.M.	A.M.	A.M.
						7.33	
				FROM NO. 509			
						°7.55	
						S 8.03	
						S 8.06	
						S 8.10	
						S 8.14	
						8.18	
			MU	MU	MU	MU	MU
						8.28	
							7.32
							S 8.11
							S 8.14
							S 8.18
				S 8.14			
				S °8.19			°8.22
	8.20	8.22	8.23	8.21	8.24		8.24
	8.28	★8.30	8.31	8.29	★8.32	°8.35	8.32
	D 8.31	D 8.33	D 8.34	D 8.32			D 8.35
	S 8.42	S 8.44	S 8.44	S 8.44	S 8.46	S 8.47	S 8.48
	A.M.	A.M.	A.M.	A.M.	A.M.	A.M.	A.M.
	Will Run Nov. 27 Dec. 25 Jan. 1 Feb. 23		Will Run Nov. 27 Dec. 25 Jan. 1 Feb. 23				

CROTON NORTH STATION AND WHITE PLAINS NORTH STATION TO GRAND CENTRAL TERMINAL

136

STATIONS	FIRST CLASS				
	†Y331	●9008	†728	†532	
	Daily Ex. Sat. & Sun.	Sat. & Sunday Only	Daily Ex. Sat. & Sun.	Daily Ex. Sat. & Sun.	
LEAVE	A.M.	A.M.	A.M.	A.M.	
CROTON NO. STATION....					
CROTON-HARMON					
OSSINING			FROM		
SCARBOROUGH.....			NO.		
PHILIPSE MANOR			449		
TARRYTOWN.....					
OW			7.52		
IRVINGTON					
ARDSLEY-ON-HUDSON					
DOBBS FERRY					
HASTINGS-ON-HUDSON....					
GREYSTONE			S 8.11		
GLENWOOD			S 8.15		
YONKERS.....			S 8.18		
LUDLOW.....			S 8.21		
MOUNT ST. VINCENT	MU		MU	MU	
RIVERDALE					
SPUYTEN DUYVIL.....			8.26		
MARBLE HILL					
UNIVERSITY HEIGHTS					
MORRIS HEIGHTS.....					
HIGH BRIDGE					
WHITE PLAINS NO. STA.		S 8.00		8.02	
WHITE PLAINS	H	8.05			
HARTSDALE	A	S 8.10		S 8.09	
SCARSDALE	R			S 8.15	
CRESTWOOD	L	8.19		8.20	
TUCKAHOE	E				
BRONXVILLE	M				
FLEETWOOD.....					
MOUNT VERNON.....		8.24		8.25	
WAKEFIELD.....	B				
WOODLAWN		8.27	8.26	8.27	
WILLIAMS BRIDGE	R				
BOTANICAL GARDEN	A				
FORDHAM	N				
183rd STREET.....	C				
TREMONT	H				
MORRISANIA					
MELROSE.....					
MOTT HAVEN JCT. (MO)		8.35	8.34	8.36	8.35
138th STREET.....					
125th STREET.....	D	8.38	D 8.37	D 8.38	
G.C.T. { LOWER LEVEL			S 8.49		
{ UPPER LEVEL	S	8.48	S 8.48	S 8.51	
ARRIVE	A.M.	A.M.	A.M.	A.M.	
		Will Run Nov. 27 Dec. 25 Jan. 1 Feb. 23			

EASTWARD

137

FIRST CLASS							
	toY231 Daily Ex. Sat. & Sun.	to534 Daily Ex. Sat. & Sun.	toY229 Daily Ex. Sat. & Sun.	to912 Daily Ex. Sat. & Sun.	toY353 Daily Ex. Sat. & Sun.	toY227 Daily Ex. Sat. & Sun.	to730 Daily Ex. Sat. & Sun.
	A.M.	A.M.	A.M.	A.M.	A.M.	A.M.	A.M.
							FROM NO. 709
							S 8.20 8.21
							8.27
	MU	MU	MU			MU	
							8.34
		S 8.09					
		S 8.15		8.15			
		8.22		8.24			
		*8.27		*8.29			
	8.30	8.29	8.32	8.31	8.34	8.36	
	*8.38	8.37	*8.40	8.39	8.42	*8.44	8.44
	D 8.41 S 8.51	D 8.40 S 8.53	D 8.43 S 8.53		D 8.45 S 8.56	D 8.47 S 8.58	S 8.58
	A.M.	A.M.	A.M.	A.M.	A.M.	A.M.	A.M.

**CROTON NORTH STATION AND WHITE PLAINS NORTH STATION
TO GRAND CENTRAL TERMINAL**

138

STATIONS	FIRST CLASS				
	†●536 T-11 Daily Ex. Sat. & Sun.	†●Y233 Daily Ex. Sat. & Sun.	†●732 Daily Ex. Sat. & Sun.	●9508 Sat. & Sunday Only	
LEAVE	A.M.	A.M.	A.M.	A.M.	
CROTON NO. STATION....
CROTON-HARMON
OSSINING	FROM		FROM		
SCARBOROUGH.....	NO.		NO.		
PHILIPSE MANOR	315		357		
TARRYTOWN.....					
OW					
IRVINGTON					
ARDSLEY-ON-HUDSON					
DOBBS FERRY					
HASTINGS-ON-HUDSON....					
GREYSTONE					
GLENWOOD			° 8.18		
YONKERS.....			S 8.23		
LUDLOW.....			MU		
MOUNT ST. VINCENT	MU	MU	S 8.27	MU	
RIVERDALE			S 8.29		
SPUYTEN DUYVIL.....			S 8.32		
MARBLE HILL			S °8.35		
UNIVERSITY HEIGHTS			S 8.38		
MORRIS HEIGHTS.....			S 8.40		
HIGH BRIDGE			S 8.42		
WHITE PLAINS NO. STA.				S 8.16	
WHITE PLAINS	H			S 8.20	
HARTSDALE	A			S 8.23	
SCARSDALE	R			S 8.26	
CRESTWOOD	L			S 8.30	
TUCKAHOE	E			S 8.32	
BRONXVILLE	M			S 8.34	
FLEETWOOD.....	S 8.30			S 8.37	
MOUNT VERNON.....	S °8.35			S 8.40	
WAKEFIELD					
WOODLAWN	B 8.37	8.40		8.42	
WILLIAMS BRIDGE	R				
BOTANICAL GARDEN	A				
FORDHAM	N				
183rd STREET.....	C				
TREMONT	H				
MORRISANIA					
MELROSE.....					
MOTT HAVEN JCT. (MO)	8.45	8.48	°8.45	8.50	
138th STREET.....					
125th STREET.....			S 8.48	D 8.53	
G.C.T. { LOWER LEVEL	S 9.00		S 9.01		
{ UPPER LEVEL		S 9.02		S 9.04	
ARRIVE	A.M.	A.M.	A.M.	A.M.	
				Will Run Nov. 27 Dec. 25 Jan. 1 Feb. 23	

EASTWARD

139

FIRST CLASS							
	10538	10Y235	10868	10838	10Y333	10540	09608
	Daily Ex. Sat. & Sun.	Daily Ex. Sat. & Sun.	Daily Ex. Sat. & Sun.	Daily Ex. Sat. & Sun.	Daily Ex. Sat. & Sun.	Daily Ex. Sat. & Sun.	Sat. & Sunday Only
	A.M.	A.M.	A.M.	A.M.	A.M.	A.M.	A.M.
.....	\$ 8.09	8.09
.....	\$ 8.14	\$ 8.12
.....	FROM	FROM
.....	NO.	NO.
.....	309	9607
.....
.....
.....
.....
.....	MU	MU	RDC	RDC	MU	MU
.....
.....
.....	8.22
.....
.....	\$ 8.29
.....	\$ 8.35
.....	\$ 8.31	8.39
.....	\$ 8.34
.....	\$ 8.37
.....	8.41	8.45	\$ 8.42
.....	FF 8.43
.....	8.43	8.45	8.48	8.47	\$ 8.44
.....	\$ 8.46
.....	\$ 8.48
.....	\$ 8.50
.....	\$ 8.53
.....	\$ 8.56
.....	8.51	*8.53	*8.56	8.55	*8.58
.....	D 8.56	D 8.59	\$ 8.59
.....	S 9.06	\$ 9.07	\$ 9.01
.....	S 9.10	S 9.10	S 9.12
.....	A.M.	A.M.	A.M.	A.M.	A.M.	A.M.	A.M.
							Will Run Nov. 27 Dec. 25 Jan. 1 Feb. 23

CROTON NORTH STATION AND WHITE PLAINS NORTH STATION TO GRAND CENTRAL TERMINAL

140

STATIONS	FIRST CLASS				
	†●782 T-7 Daily Ex. Sat. & Sun.	†●544 Daily Ex. Sat. & Sun.	†●Y369 Daily Ex. Sun.	†●914 Daily Ex. Sat. & Sun.	
LEAVE	A.M.	A.M.	A.M.	A.M.	
CROTON NO. STATION....	°8.07				
CROTON-HARMON	S 8.20				
OSSINING	S 8.24				
SCARBOROUGH.....	S 8.27				
PHILIPSE MANOR	S 8.31				
TARRYTOWN.....	S 8.36				
OW	8.37				
IRVINGTON					
ARDSLEY-ON-HUDSON					
DOBBS FERRY					
HASTINGS-ON-HUDSON....					
GREYSTONE					
GLENWOOD	8.45				
YONKERS.....					
LUDLOW.....					
MOUNT ST. VINCENT	MU				
RIVERDALE					
SPUYTEN DUYVIL.....	8.52				
MARBLE HILL					
UNIVERSITY HEIGHTS					
MORRIS HEIGHTS.....					
HIGH BRIDGE					
WHITE PLAINS NO. STA.		8.18		S 8.28	
WHITE PLAINS	H			8.30	
HARTSDALE	A	S 8.22		S 8.35	
SCARSDALE	R	S 8.27			
CRESTWOOD	L	8.30		8.42	
TUCKAHOE	E	S 8.34			
BRONXVILLE	M				
FLEETWOOD.....					
MOUNT VERNON.....	B	S °8.38		8.48	
WAKEFIELD.....		S 8.39			
WOODLAWN	R	S 8.41	8.52	8.50	
WILLIAMS BRIDGE	A	S 8.44			
BOTANICAL GARDEN	N	S 8.46			
FORDHAM	C	S 8.48			
183rd STREET.....	H	FF 8.49			
TREMONT		S 8.50			
MORRISANIA		S 8.52			
MELROSE.....		S 8.54			
MOTT HAVEN JCT. (MO)		°8.58	8.58	★9.00	8.58
138th STREET.....		S 9.00			
125th STREET.....	D	9.01	S 9.02	D 9.03	D 9.02
G.C.T. { LOWER LEVEL	S	9.13	S 9.14		
UPPER LEVEL				S 9.14	S 9.14
ARRIVE	A.M.	A.M.	A.M.	A.M.	

EASTWARD

141

FIRST CLASS							
	●8708 Sat. & Sunday Only	●Y307 Saturday Only	†●546 Daily Ex. Sat. & Sun.	†●Y237 Daily Ex. Sat. & Sun.	●Y71 Daily Ex. Sat. & Sun.	†●734 Daily Ex. Sat. & Sun.	†●630 T-18 Daily Ex. Sat. & Sun.
	A.M.	A.M.	A.M.	A.M.	A.M.	A.M.	A.M.
.....	*8.05						
.....	S 8.10						
.....							
.....	S 8.14						
.....	S 8.16					FROM	FROM
.....						NO.	NO.
.....						383	305
.....	S 8.22					S *8.40	
.....	8.23					8.41	
.....	S 8.26					S 8.44	
.....						S 8.47	
.....	S 8.31					S 8.50	
.....	S 8.34					S 8.53	
.....						S 8.55	
.....	S 8.38					S 8.57	
.....	S 8.41					S 9.00	
.....	S 8.44					S 9.03	
.....	H 8.45	MU	MU	MU		MU	MU
.....	FF 8.46						
.....	S 8.49					9.08	
.....	S *8.51						
.....	S 8.53						
.....	FF 8.55						
.....	FF 8.56						
.....			S 8.37				
.....							
.....	MU		S 8.41				
.....			S 8.44				
.....			S 8.47				
.....			B 8.51				S 8.53
.....							S 8.55
.....							S 8.58
.....							S 9.00
.....			8.56				S *9.03
.....		8.55	8.58	9.00	9.06		9.05
.....							
.....							
.....							
.....	*8.59	9.03	9.06	*9.08	9.14	*9.14	9.13
.....							D 9.14
.....	S 9.01	D 9.06	D 9.09	D 9.11		D 9.17	D 9.16
.....			S 9.20			S 9.28	S 9.29
.....	S 9.15	S 9.17		S 9.21	S 9.27		
	A.M.	A.M.	A.M.	A.M.	A.M.	A.M.	A.M.
	Will Run Nov. 27 Dec. 25 Jan. 1 Feb. 23						

**CROTON NORTH STATION AND WHITE PLAINS NORTH STATION
TO GRAND CENTRAL TERMINAL**

142

STATIONS	FIRST CLASS				
	†●916	●9510	●Y241	†●554	
	Daily Ex. Sat. & Sun.	Saturday Only	Daily	Daily Ex. Sat. & Sun.	
LEAVE	A.M.	A.M.	A.M.	A.M.	
CROTON NO. STATION....
CROTON-HARMON
OSSINING	FROM
SCARBOROUGH.....	NO.
PHILIPSE MANOR	633
TARRYTOWN.....
OW
IRVINGTON
ARDSLEY-ON-HUDSON
DOBBS FERRY
HASTINGS-ON-HUDSON....
GREYSTONE
GLENWOOD
YONKERS.....
LUDLOW.....
MOUNT ST. VINCENT	MU	MU
RIVERDALE
SPUYTEN DUYVIL.....
MARBLE HILL
UNIVERSITY HEIGHTS
MORRIS HEIGHTS.....
HIGH BRIDGE
WHITE PLAINS NO. STA.	S 8.48	S 8.46
.....	8.50
WHITE PLAINS	H S 8.55	S 8.50
HARTSDALE	A	S 8.53
SCARSDALE	R	S 8.56
CRESTWOOD	L 9.02	S 9.00
TUCKAHOE	E	S 9.02
BRONXVILLE	M	S 9.04
FLEETWOOD.....	S 9.07
MOUNT VERNON.....	S 9.07	S 9.10	S *9.06
WAKEFIELD.....	S 9.07
WOODLAWN	B S 9.09	9.12	9.15	S 9.09
WILLIAMS BRIDGE	R	S 9.12
BOTANICAL GARDEN	A	S 9.14
FORDHAM	N	S 9.16
183rd STREET.....	C
TREMONT	H	S 9.19
MORRISANIA
MELROSE.....	S 9.23
MOTT HAVEN JCT. (MO)	9.17	*9.20	9.23	9.24
138th STREET
125th STREET.....	D 9.23	D 9.26	S 9.27
G.C.T. { LOWER LEVEL	S 9.36	S 9.38
UPPER LEVEL	S 9.31	S 9.34
ARRIVE	A.M.	A.M.	A.M.	A.M.	

EASTWARD

143

FIRST CLASS							
	†●450 Daily Ex. Sat. & Sun.	†●Y351 Daily Ex. Sat. & Sun.	●8806 Saturday Only	●8306 Saturday Only	†●548 Daily Ex. Sat. & Sun.	●9012 Saturday Only	†●850 Daily Ex. Sat. & Sun.
	A.M.	A.M.	A.M.	A.M.	A.M.	A.M.	A.M.
.....	*8.42	S *8.59
.....	S 8.45	S 8.50	S 9.03
.....
.....	FROM	S 8.54
.....	NO.
.....	451
.....	MU	S 9.02
.....	9.03
.....
.....
.....	*9.00	9.11
.....	S 9.04	S 9.13
.....	S 9.06
.....	B 9.07	RDC	MU	MU	MU	RDC
.....	S 9.09
.....	S 9.11	9.19
.....	S *9.14
.....	S 9.17
.....	S 9.19
.....	S 9.21
.....	8.57	S 9.00
.....	9.05
.....	S 9.01	S 9.10
.....	S 9.04
.....	S 9.07
.....	S 9.11	9.19
.....	S 9.13
.....	S 9.15
.....	S 9.18
.....	S 9.20	9.24
.....	9.20	9.23	9.26
.....
.....
.....
.....	*9.24	9.28	*9.26	*9.31	9.34
.....	S 9.25	D 9.32
.....	S 9.27	D 9.31	D 9.29	D 9.34	D 9.37
.....	S 9.39	S 9.46
.....	S 9.42	S 9.42	S 9.48
	A.M.	A.M.	A.M.	A.M.	A.M.	A.M.	A.M.

**CROTON NORTH STATION AND WHITE PLAINS NORTH STATION
TO GRAND CENTRAL TERMINAL**

144

STATIONS	FIRST CLASS				
	†●870 Daily Ex. Sat. & Sun.	†●840 Daily Ex. Sat. & Sun.	●9512 Sat. & Sunday Only	†●Y371 Daily Ex. Sat. & Sun.	
LEAVE	A.M.	A.M.	A.M.	A.M.	
CROTON NO. STATION....	9.02				
CROTON-HARMON	S 9.05	S 9.10			
OSSINING		S 9.14			
SCARBOROUGH.....					
PHILIPSE MANOR					
TARRYTOWN.....		S 9.22			
OW		9.23			
IRVINGTON					
ARDSLEY-ON-HUDSON					
DOBBS FERRY					
HASTINGS-ON-HUDSON....					
GREYSTONE					
GLENWOOD		9.30			
YONKERS.....		S 9.32			
LUDLOW.....					
MOUNT ST. VINCENT	RDC	MU	MU		
RIVERDALE					
SPUYTEN DUYVIL.....		9.39			
MARBLE HILL					
UNIVERSITY HEIGHTS					
MORRIS HEIGHTS.....					
HIGH BRIDGE					
WHITE PLAINS NO. STA.			S 9.16		
WHITE PLAINS	H		S 9.20		
HARTSDALE	A		S 9.23		
SCARSDALE	R		S 9.26		
CRESTWOOD			S 9.30		
TUCKAHOE	L		S 9.32		
BRONXVILLE	E		S 9.34		
FLEETWOOD.....	M		S 9.37		
MOUNT VERNON.....			S *9.40		
WAKEFIELD.....					
WOODLAWN	B		9.42	9.45	
WILLIAMS BRIDGE	R				
BOTANICAL GARDEN	A				
FORDHAM	N		S 9.45		
183rd STREET.....					
TREMONT	C				
MORRISANIA	H				
MELROSE.....					
MOTT HAVEN JCT. (MO)		9.46	*9.51	9.53	
138th STREET.....					
125th STREET.....		D 9.49	D 9.54	D 9.56	
G.C.T. { LOWER LEVEL					
{ UPPER LEVEL		S 10.00	S 10.05	S 10.06	
ARRIVE	A.M.	A.M.	A.M.	A.M.	
			Will Run Nov. 27 Dec. 25 Jan. 1 Feb. 23		

FIRST CLASS							
	☛550 Daily Ex. Sat. & Sun.	☛Y243 Daily Ex. Sat. & Sun.	●Y309 Saturday Only	●62 Daily	●8712 Sat. & Sunday Only	☛918 Daily Ex. Sat. & Sun.	☛Y373 Daily Ex. Sat. & Sun.
	A.M.	A.M.	A.M.	A.M.	A.M.	A.M.	A.M.
.....	9.18 S	*9.05
.....	D 9.20 S	9.10
.....	9.25
.....	S 9.14
.....	S 9.16
.....	FF 9.19
.....	S 9.22
.....	9.35	9.23
.....	S 9.26
.....	FF 9.28
.....	S 9.31
.....	S 9.34
.....	9.44	S 9.38
.....	S 9.41
.....	S 9.44
.....	MU	MU	MU	MU
.....	FF 9.46
.....	9.50	S 9.49
.....	S *9.51
.....	S 9.53
.....	FF 9.55
.....	FF 9.56
.....	S 9.21	S 9.33
.....	9.38
.....	S 9.25	S 9.42
.....	S 9.28
.....	S 9.31
.....	S 9.35	9.49
.....	S 9.37
.....	S 9.39
.....	S 9.42
.....	S *9.45	*9.55
.....	9.47	9.48	9.48	9.57	9.58
.....
.....
.....	9.55	9.56	9.56	9.57	9.59	10.05	10.06
.....	D 9.58	D 9.59	D 9.59	S 10.01	D 10.08	D 10.09
.....	S 10.09	S 10.10
.....	S 10.10	S 10.10	S 10.15	S 10.19	S 10.19
.....	A.M.	A.M.	A.M.	A.M.	A.M.	A.M.	A.M.
					Will Run Nov. 27 Dec. 25 Jan. 1 Feb. 23		

**CROTON NORTH STATION AND WHITE PLAINS NORTH STATION
TO GRAND CENTRAL TERMINAL**

146

STATIONS	FIRST CLASS				
	†●736 Daily Ex. Sat. & Sun.	●Y605 Sat. & Sunday Only	●Y73 Daily	†●452 Daily Ex. Sat. & Sun.	
LEAVE	A.M.	A.M.	A.M.	A.M.	
CROTON NO. STATION....
CROTON-HARMON	S *9.20
OSSINING	S 9.24	FROM
SCARBOROUGH.....	S 9.26	NO.
PHILIPSE MANOR.....	S 9.30	453
TARRYTOWN.....	S 9.32	MU
OW	9.33
IRVINGTON	S 9.36
ARDSLEY-ON-HUDSON	S 9.38
DOBBS FERRY	S 9.41
HASTINGS-ON-HUDSON....	S 9.44
GREYSTONE
GLENWOOD	S 9.48	*9.55
YONKERS.....	S 9.51	S 10.00
LUDLOW.....	S 9.54	S 10.02
MOUNT ST. VINCENT	MU	FF 10.04
RIVERDALE	S 10.06
SPUYTEN DUYVIL.....	10.02	S 10.08
MARBLE HILL	S *10.10
UNIVERSITY HEIGHTS	S 10.12
MORRIS HEIGHTS.....	FF 10.14
HIGH BRIDGE	FF 10.16
WHITE PLAINS NO. STA.
WHITE PLAINS	H
HARTSDALE	A
SCARSDALE	R
CRESTWOOD	L
TUCKAHOE	E
BRONXVILLE	M
FLEETWOOD.....
MOUNT VERNON.....
WAKEFIELD.....
WOODLAWN	B	10.07	10.09
WILLIAMS BRIDGE	R
BOTANICAL GARDEN	A
FORDHAM	N
183rd STREET.....	C
TREMONT	H
MORRISANIA
MELROSE.....
MOTT HAVEN JCT. (MO)	*10.09	10.15	10.17	*10.19
138th STREET.....
125th STREET.....	D 10.12	D 10.18	D 10.20	S 10.22
G.C.T. { LOWER LEVEL	S 10.25	S 10.33
{ UPPER LEVEL	S 10.28	S 10.30
ARRIVE	A.M.	A.M.	A.M.	A.M.	
		Will Run Nov. 27 Dec. 25 Jan. 1 Feb. 23			

EASTWARD

147

FIRST CLASS							
	†●562 Daily Ex. Sat. & Sun.	●Y3001 Daily	†●922 Daily Ex. Sat. & Sun.	●9014 R-22 Sat. & Sunday Only	●Y245 Daily	●9514 Sat. & Sunday Only	●8716 Sat. & Sunday Only
	A.M.	A.M.	A.M.	A.M.	A.M.	A.M.	A.M.
.....							°10.05
.....							S 10.10
.....							
.....							S 10.14
.....							S 10.16
.....							
.....							S 10.22
.....							10.23
.....							S 10.26
.....							
.....							S 10.31
.....							S 10.34
.....							
.....							S 10.38
.....							S 10.41
.....							S 10.44
.....	MU				MU	MU	MU
.....							10.48
.....							S °10.50
.....							
.....	S 9.46		S 10.00	S 10.00		S 10.16	
.....			10.05	10.05			
.....	S 9.50		S 10.10	S 10.10		S 10.20	
.....	S 9.53					S 10.23	
.....	S 9.56					S 10.26	
.....	S 10.00		10.19	10.19		S 10.30	
.....	S 10.02					S 10.32	
.....	S 10.04					S 10.34	
.....	S 10.07					S 10.37	
.....	S °10.10		10.24	10.24		S 10.40	
.....							
.....	10.12	10.18	10.26	10.26	10.34	10.42	
.....							
.....	S 10.15						
.....							
.....							
.....	10.21	10.26	10.34	10.34	10.42	10.50	°10.56
.....							
.....	D 10.24		D 10.37	D 10.37	D 10.45	D 10.53	D 10.59
.....	S 10.35				S 10.56		
.....		S 10.39	S 10.48	S 10.48		S 11.04	S 11.10
	A.M.	A.M.	A.M.	A.M.	A.M.	A.M.	A.M.
				Will Run Nov. 27 Dec. 25 Jan. 1 Feb. 23		Will Run Nov. 27 Dec. 25 Jan. 1 Feb. 23	Will Run Nov. 27 Dec. 25 Jan. 1 Feb. 23

CROTON NORTH STATION AND WHITE PLAINS NORTH STATION TO GRAND CENTRAL TERMINAL

148

STATIONS	FIRST CLASS				
	†●Y247 Daily Ex. Sat. & Sun.	†●740 Daily Ex. Sat. & Sun.	●9614 Sat. & Sunday Only	†●564 Daily Ex. Sat. & Sun.	
LEAVE	A.M.	A.M.	A.M.	A.M.	
CROTON NO. STATION....		S *10.05			
CROTON-HARMON		S 10.10			
OSSINING		S 10.14	FROM		
SCARBOROUGH.....		S 10.16	NO.		
PHILIPSE MANOR		S 10.19	9613		
TARRYTOWN.....		S 10.22			
OW		10.23			
IRVINGTON		S 10.26			
ARDSLEY-ON-HUDSON		S 10.28			
DOBBS FERRY		S 10.31			
HASTINGS-ON-HUDSON....		S 10.34			
GREYSTONE		S 10.36			
GLENWOOD		S 10.38			
YONKERS.....		S 10.41			
LUDLOW.....		S 10.44			
MOUNT ST. VINCENT	MU	MU	MU	MU	
RIVERDALE					
SPUYTEN DUYVIL.....		10.49			
MARBLE HILL					
UNIVERSITY HEIGHTS					
MORRIS HEIGHTS.....					
HIGH BRIDGE					
WHITE PLAINS NO. STA.				S 10.16	
WHITE PLAINS	H			S 10.20	
HARTSDALE	A			S 10.23	
SCARSDALE	R			S 10.26	
CRESTWOOD				S 10.30	
TUCKAHOE	L			S 10.32	
BRONXVILLE	E			S 10.34	
FLEETWOOD.....	M			S 10.37	
MOUNT VERNON.....			S *10.42	S *10.40	
WAKEFIELD.....				S 10.42	
WOODLAWN	B	10.48	S 10.44	S 10.44	
WILLIAMS BRIDGE	R		S 10.46	S 10.46	
BOTANICAL GARDEN	A		S 10.48	S 10.48	
FORDHAM	N		S 10.50	S 10.50	
183rd STREET.....					
TREMONT	C		S 10.53	S 10.53	
MORRISANIA	H				
MELROSE.....			S 10.56	S 10.57	
MOTT HAVEN JCT. (MO)		10.56	*10.56	10.58	*10.59
138th STREET.....			S 10.59	D 11.00	
125th STREET.....	D	10.59	D 10.59	S 11.01	D 11.02
G.C.T. { LOWER LEVEL	S	11.10	S 11.12		S 11.13
{ UPPER LEVEL			S 11.12		
ARRIVE	A.M.	A.M.	A.M.	A.M.	
			Will Run Nov. 27 Dec. 25 Jan. 1 Feb. 23		

EASTWARD

149

[illegible]

**CROTON NORTH STATION AND WHITE PLAINS NORTH STATION
TO GRAND CENTRAL TERMINAL**

150

STATIONS	FIRST CLASS				
	†●566 Daily Ex. Sat. & Sun.	●8810 Sunday Only	●8308 Saturday Only	●8310 Sunday Only	
LEAVE	A.M.	A.M.		A.M.	
CROTON NO. STATION....		•10.42	•10.42	10.42	
CROTON-HARMON		S 10.45	S 10.45	S 10.50	
OSSINING			10.50		
SCARBOROUGH.....			S 10.54	S 10.54	
PHILIPSE MANOR					
TARRYTOWN.....			S 11.02	S 11.02	
OW			11.03	11.03	
IRVINGTON					
ARDSLEY-ON-HUDSON					
DOBBS FERRY					
HASTINGS-ON-HUDSON....					
GREYSTONE					
GLENWOOD			11.11	11.11	
YONKERS.....			S 11.13	S 11.13	
LUDLOW.....					
MOUNT ST. VINCENT	MU	RDC		MU	
RIVERDALE					
SPUYTEN DUYVIL.....			11.19	11.19	
MARBLE HILL					
UNIVERSITY HEIGHTS					
MORRIS HEIGHTS.....					
HIGH BRIDGE					
WHITE PLAINS NO. STA.	S 10.46				
WHITE PLAINS	H S 10.50				
HARTSDALE	A S 10.53				
SCARSDALE	R S 10.56				
CRESTWOOD	L S 11.00				
TUCKAHOE	E S 11.02				
BRONXVILLE	M S 11.04				
FLEETWOOD.....	B S 11.07				
MOUNT VERNON.....	R S •11.10				
WAKEFIELD.....	A 11.12				
WOODLAWN					
WILLIAMS BRIDGE					
BOTANICAL GARDEN					
FORDHAM	N S 11.15				
183rd STREET.....	C				
TREMONT	H				
MORRISANIA					
MELROSE.....					
MOTT HAVEN JCT. (MO)	•11.21		11.26	11.26	
138th STREET.....					
125th STREET.....	D 11.24		D 11.29	D 11.29	
G.C.T. { LOWER LEVEL	S 11.36				
{ UPPER LEVEL			S 11.42	S 11.42	
ARRIVE	A.M.	A.M.	A.M.	A.M.	
		Will Run Nov. 27 Dec. 25 Jan. 1 Feb. 23		Will Run Nov. 27 Dec. 25 Jan. 1 Feb. 23	

EASTWARD

151

FIRST CLASS							
	●Y249 Daily	†●924 Daily Ex. Sat. & Sun.	●9016 Saturday Only	●6 Daily Mail & Express	●Y139 Saturday Only	●9516 Sat. & Sunday Only	†●742 Daily Ex. Sat. & Sun.
	A.M.	A.M.	A.M.	A.M.	A.M.	A.M.	A.M.
.....	10.53	*11.05
.....	10.55	S 11.10
.....	10.57
.....	S 11.14
.....
.....	11.11	S 11.22
.....	11.23
.....	S 11.26
.....
.....	S 11.31
.....	S 11.34
.....
.....	S 11.38
.....	S 11.41
.....	S 11.44
.....	MU	MU	MU	MU
.....
.....	11.33	11.49
.....
.....
.....	S 11.00	S 11.00	S 11.16
.....	11.05	11.05
.....	S 11.10	S 11.10	S 11.20
.....	S 11.23
.....	S 11.26
.....	11.19	11.19	S 11.30
.....	S 11.32
.....	S 11.34
.....	S 11.37
.....	11.24	11.24	S *11.40
.....
.....	11.25	11.26	11.26	11.41	11.42
.....
.....	S 11.45
.....
.....
.....	11.33	11.34	11.34	11.49	*11.51	*11.56
.....	D 11.35	D 11.37	D 11.52	D 11.54	D 11.59
.....	S 11.45	S 12.10
.....	S 11.48	S 11.48	S 12.02	S 12.05
.....	A.M.	A.M.	A.M.	A.M.	P.M.	P.M.	P.M.
						Will Run Nov. 27 Dec. 25 Jan. 1 Feb. 23	

**CROTON NORTH STATION AND WHITE PLAINS NORTH STATION
TO GRAND CENTRAL TERMINAL**

152

STATIONS	FIRST CLASS				
	●80	●Y377	●Y313	‡●568	
	Daily	Daily	Saturday Only	Daily Ex. Sat. & Sun.	
LEAVE	A.M.	A.M.	A.M.	A.M.	
CROTON NO. STATION....	11.18
CROTON-HARMON	D 11.20
OSSINING	11.25
SCARBOROUGH.....
PHILIPSE MANOR
TARRYTOWN.....
OW	11.35
IRVINGTON
ARDSLEY-ON-HUDSON
DOBBS FERRY
HASTINGS-ON-HUDSON....
GREYSTONE
GLENWOOD	11.44
YONKERS.....
LUDLOW.....
MOUNT ST. VINCENT	MU	MU
RIVERDALE
SPUYTEN DUYVIL.....	11.50
MARBLE HILL
UNIVERSITY HEIGHTS
MORRIS HEIGHTS.....
HIGH BRIDGE
WHITE PLAINS NO. STA.	S 11.16
WHITE PLAINS	H	S 11.20
HARTSDALE	A	S 11.23
SCARSDALE	R	S 11.26
CRESTWOOD	S 11.30
TUCKAHOE	L	S 11.32
BRONXVILLE	E	S 11.34
FLEETWOOD.....	M	S 11.37
MOUNT VERNON.....	S ° 11.40
WAKEFIELD.....	S 11.42
WOODLAWN	B	11.50	11.52	S 11.44
WILLIAMS BRIDGE	R	S 11.46
BOTANICAL GARDEN	A	S 11.48
FORDHAM	N	S 11.50
183rd STREET.....	C
TREMONT	H	S 11.53
MORRISANIA
MELROSE.....	S 11.57
MOTT HAVEN JCT. (MO)	11.57	11.58	12.00	° 11.59
138th STREET.....	S 12.00
125th STREET.....	D 12.01	D 12.03	S 12.02
G.C.T. { LOWER LEVEL	S 12.14
G.C.T. { UPPER LEVEL	S 12.10	S 12.10	S 12.13
ARRIVE	P.M.	P.M.	P.M.	P.M.	

EASTWARD

153

FIRST CLASS							
	†●Y251 Daily Ex. Sat. & Sun.	●8720 Sat. & Sunday Only	†●456 Daily Ex. Sat. & Sun.	†●570 Daily Ex. Sat. & Sun.	Y253 Daily	†●928 Daily Ex. Sat. & Sun.	●9018 Sat. & Sunday Only
	A.M.	A.M.	A.M.	A.M.	P.M.	P.M.	P.M.
.....	S *11.05
.....	S 11.10
.....	S 11.14	FROM
.....	S 11.16	NO.
.....	FF11.18	457
.....	S 11.22
.....	11.23
.....	S 11.26
.....	FF11.28
.....	S 11.31
.....	S 11.34
.....	FF11.36
.....	S 11.38	*11.47
.....	S 11.41	S 11.50
.....	S 11.44	S 11.52	MU
.....	MU	FF11.45	FF11.54	MU	MU	RDC
.....	FF11.46	S 11.56
.....	S 11.49	S 11.58
.....	S *11.51	S *12.00
.....	S 11.53	S 12.02
.....	FF11.55	FF12.04
.....	FF11.56	FF12.06
.....	S 11.46	S 12.00	S 12.00
.....	12.05	12.05
.....	S 11.50	S 12.10	S 12.10
.....	S 11.53
.....	S 11.56
.....	S 12.00	12.19	12.19
.....	S 12.02
.....	S 12.04
.....	S 12.07
.....	S 12.10	12.24	12.24
.....
.....	11.52	MU	MU	12.12	12.18	12.26	12.26
.....
.....
.....
.....	12.00	*11.58	*12.09	12.20	12.26	12.34	12.34
.....	S 11.59
.....	D 12.03	S 12.01	S 12.12	D 12.23	D 12.29	D 12.37
.....	S 12.13	S 12.23	S 12.35	S 12.40
.....	S 12.15	S 12.48	S 12.48
	P.M.	P.M.	P.M.	P.M.	P.M.	P.M.	P.M.
		Will Run Nov. 27 Dec. 25 Jan. 1 Feb. 23					
				Will Run Nov. 27 Dec. 25 Jan. 1 Feb. 23			

CROTON NORTH STATION AND WHITE PLAINS NORTH STATION TO GRAND CENTRAL TERMINAL

154

STATIONS	FIRST CLASS				
	†●574 Daily Ex. Sat. & Sun.	●9518 Sat. & Sunday Only	†●744 Daily Ex. Sat. & Sun.	●8724 Sat. & Sunday Only	
LEAVE	P.M.	P.M.	P.M.	P.M.	
CROTON NO. STATION....	*12.05	*12.05
CROTON-HARMON	S 12.10	S 12.10
OSSINING	S 12.14	S 12.14
SCARBOROUGH.....	S 12.16	S 12.16
PHILIPSE MANOR	S 12.19
TARRYTOWN.....	S 12.22	S 12.22
OW	12.23	12.23
IRVINGTON	S 12.26	S 12.26
ARDSLEY-ON-HUDSON	S 12.28
DOBBS FERRY	S 12.31	S 12.31
HASTINGS-ON-HUDSON....	S 12.34	S 12.34
GREYSTONE
GLENWOOD	S 12.38	S 12.38
YONKERS.....	S 12.41	S 12.41
LUDLOW.....	S 12.44	S 12.44
MOUNT ST. VINCENT	MU	MU
RIVERDALE
SPUYTEN DUYVIL.....	12.49	12.48
MARBLE HILL	S *12.50
UNIVERSITY HEIGHTS
MORRIS HEIGHTS.....
HIGH BRIDGE
WHITE PLAINS NO. STA.	S 12.16	S 12.16
WHITE PLAINS	H S 12.20	S 12.20
HARTSDALE	A S 12.23	S 12.23
SCARSDALE	R S 12.26	S 12.26
CRESTWOOD	L S 12.30	S 12.30
TUCKAHOE	E S 12.32	S 12.32
BRONXVILLE	M S 12.34	S 12.34
FLEETWOOD.....	B S 12.37	S 12.37
MOUNT VERNON.....	R S 12.40	S 12.40
WAKEFIELD.....	A 12.42	12.42	MU	MU
WOODLAWN	R
WILLIAMS BRIDGE	A
BOTANICAL GARDEN	N
FORDHAM	C
183rd STREET.....	H
TREMONT
MORRISANIA
MELROSE.....
MOTT HAVEN JCT. (MO)	12.50	12.50	* 12.56	* 12.56
138th STREET.....
125th STREET.....	D 12.53	D 12.53	D 12.59	D 12.59
G.C.T. { LOWER LEVEL	S 1.05	S 1.10
{ UPPER LEVEL	S 1.04	S 1.10
ARRIVE	P.M.	P.M.	P.M.	P.M.	
		Will Run Nov. 27 Dec. 25 Jan. 1 Feb. 23		Will Run Nov. 27 Dec. 25 Jan. 1 Feb. 23	

EASTWARD

155

FIRST CLASS							
	●9618 Sat. & Sunday Only	†●Y255 Daily Ex. Sat. & Sun.	†●458 Daily Ex. Sat. & Sun.	●Y607 Sunday Only	†●576 Daily Ex. Sat. & Sun.	●Y257 Daily	●8814 Sat. & Sunday Only
	P.M.	P.M.	P.M.	P.M.	P.M.	P.M.	P.M.
							°12.42
							S 12.45
	FROM		FROM				
	NO.		NO.				
	9617		459				
			°12.47				
			S 12.50				
			S 12.52				
	MU	MU	FF12.54		MU	MU	RDC
			S 12.56				
			S 12.58				
			S °1.00				
			S 1.02				
			FF 1.04				
			FF 1.06				
					S 12.46		
					S 12.50		
					S 12.53		
					S 12.56		
					S 1.00		
					S 1.02		
					S 1.04		
					S 1.07		
	S °12.42				S °1.10		
	S 12.44	12.54	MU	1.09	1.12	1.18	
	S 12.46						
	S 12.48						
	S 12.50				S 1.15		
	S 12.53						
	S 12.56				S 1.19		
	12.58	1.02	°1.09	1.17	°1.21	1.26	
	S 1.01	D 1.05	S 1.10	D 1.20	D 1.24	D 1.29	
	S 1.12	S 1.15	S 1.12	S 1.23	S 1.35	S 1.40	
				S 1.30			
	P.M.	P.M.	P.M.	P.M.	P.M.	P.M.	P.M.
	Will Run Nov. 27 Dec. 25 Jan. 1 Feb. 23						Will Run Nov. 27 Dec. 25 Jan. 1 Feb. 23

**CROTON NORTH STATION AND WHITE PLAINS NORTH STATION
TO GRAND CENTRAL TERMINAL**

156

STATIONS	FIRST CLASS				
	●8314 Sat. & Sunday Only	†●934 Daily Ex. Sat. & Sun.	●9020 Saturday Only	Y379 Daily Ex. Sun.	
LEAVE	P.M.	P.M.	P.M.	P.M.	
CROTON NO. STATION....	12.42
CROTON-HARMON	S 12.50
OSSINING	S 12.54
SCARBOROUGH.....
PHILIPSE MANOR
TARRYTOWN.....	S 1.02
OW	1.03
IRVINGTON
ARDSLEY-ON-HUDSON
DOBBS FERRY
HASTINGS-ON-HUDSON....
GREYSTONE
GLENWOOD	1.11
YONKERS.....	S 1.13
LUDLOW.....	MU	MU
MOUNT ST. VINCENT	MU	RDC	RDC
RIVERDALE
SPUYTEN DUYVIL.....	1.19
MARBLE HILL
UNIVERSITY HEIGHTS
MORRIS HEIGHTS.....
HIGH BRIDGE
WHITE PLAINS NO. STA.	S 1.00	S 1.00
WHITE PLAINS	H	1.05	1.05
HARTSDALE	A	S 1.10	S 1.10
SCARSDALE	R
CRESTWOOD	L	1.19	1.19
TUCKAHOE	E
BRONXVILLE	M
FLEETWOOD.....
MOUNT VERNON.....	1.24	1.24
WAKEFIELD.....	B
WOODLAWN	R	1.26	1.26	1.41
WILLIAMS BRIDGE	A
BOTANICAL GARDEN	N
FORDHAM	C
183rd STREET.....	H
TREMONT
MORRISANIA
MELROSE.....
MOTT HAVEN JCT. (MO)	°1.26	1.34	1.34	1.49
138th STREET.....
125th STREET.....	D 1.29	D 1.37	D 1.52
G.C.T. { LOWER LEVEL
{ UPPER LEVEL	S 1.42	S 1.48	S 1.48	S 2.02
ARRIVE	P.M.	P.M.	P.M.	P.M.	
	Will Run Nov. 27 Dec. 25 Jan. 1 Feb. 23				

EASTWARD

157

FIRST CLASS							
	†●578 Daily Ex. Sat. & Sun.	●9520 Sat. & Sunday Only	●70 Daily	†●748 Daily Ex. Sat. & Sun.	●8728 Sat. & Sunday Only	†●460 Daily Ex. Sat. & Sun.	†●580 Daily Ex. Sat. & Sun.
	P.M.	P.M.	P.M.	P.M.	P.M.	P.M.	P.M.
.....			1.18	S °1.05	S °1.05		
.....			D 1.20	S 1.10	S 1.10		
.....			1.25				
.....				S 1.14	S 1.14	FROM	
.....					S 1.16	NO.	
.....					FF 1.19	461	
.....				S 1.22	S 1.22		
.....			1.35	1.23	1.23		
.....				S 1.26	S 1.26		
.....					FF 1.28		
.....				S 1.31	S 1.31		
.....				S 1.34	S 1.34		
.....				S 1.36			
.....			1.44	S 1.38	S 1.38	°1.47	
.....				S 1.41	S 1.41	S 1.50	
.....				S 1.44	S 1.44	S 1.52	
.....	MU	MU				FF 1.54	MU
.....					FF 1.46	S 1.56	
.....			1.50	1.49	S 1.49	S 1.58	
.....				°1.51	S °1.51	S °2.00	
.....					S 1.53	S 2.02	
.....					FF 1.55	FF 2.04	
.....					FF 1.56	FF 2.06	
.....	S 1.16	S 1.16					S 1.46
.....							
.....	S 1.20	S 1.20					S 1.50
.....	S 1.23	S 1.23					S 1.53
.....	S 1.26	S 1.26					S 1.56
.....	S 1.30	S 1.30					S 2.00
.....	S 1.32	S 1.32					S 2.02
.....	S 1.34	S 1.34					S 2.04
.....	S 1.37	S 1.37					S 2.07
.....	S °1.40	S °1.40					S °2.10
.....							
.....	1.42	1.42		MU	MU	MU	2.12
.....							
.....	S 1.45	S 1.45					
.....							
.....							
.....	°1.51	°1.51	1.57	°1.58	°1.58	°2.09	2.20
.....						S 2.10	
.....	D 1.54	D 1.54		D 2.01	S 2.01	S 2.12	D 2.23
.....	S 2.05			S 2.12		S 2.23	
.....		S 2.05	S 2.10		S 2.15		S 2.35
	P.M.	P.M.	P.M.	P.M.	P.M.	P.M.	P.M.
		Will Run Nov. 27 Dec. 25 Jan. 1 Feb. 23			Will Run Nov. 27 Dec. 25 Jan. 1 Feb. 23		

CROTON NORTH STATION AND WHITE PLAINS NORTH STATION TO GRAND CENTRAL TERMINAL

158

STATIONS	FIRST CLASS				
	†●810	†●750	Y259	†●936	
	Daily Ex. Sat. & Sun.	Daily Ex. Sat. & Sun.	Daily	Daily Ex. Sat. & Sun.	
LEAVE	P.M.	P.M.	P.M.	P.M.	
CROTON NO. STATION....	S 1.30				
CROTON-HARMON	S 1.35	S 1.40			
OSSINING		S 1.44			
SCARBOROUGH.....					
PHILIPSE MANOR					
TARRYTOWN.....		S 1.52			
OW		1.53			
IRVINGTON					
ARDSLEY-ON-HUDSON					
DOBBS FERRY					
HASTINGS-ON-HUDSON....		S 1.59			
GREYSTONE					
GLENWOOD		2.03			
YONKERS.....		S 2.05			
LUDLOW.....					
MOUNT ST. VINCENT	RDC	MU	MU		
RIVERDALE					
SPUYTEN DUYVIL.....		2.12			
MARBLE HILL		S 2.14			
UNIVERSITY HEIGHTS....					
MORRIS HEIGHTS.....					
HIGH BRIDGE					
WHITE PLAINS NO. STA.				S 2.00	
WHITE PLAINS	H			2.05	
HARTSDALE	A			S 2.10	
SCARSDALE	R				
CRESTWOOD	L			2.19	
TUCKAHOE	E				
BRONXVILLE	M				
FLEETWOOD.....					
MOUNT VERNON.....				2.24	
WAKEFIELD.....	B				
WOODLAWN	R		2.17	2.26	
WILLIAMS BRIDGE	A				
BOTANICAL GARDEN	N				
FORDHAM	C				
183rd STREET.....	H				
TREMONT					
MORRISANIA					
MELROSE.....					
MOTT HAVEN JCT. (MO)		2.21	2.25	2.34	
138th STREET.....					
125th STREET.....		D 2.24	D 2.28		
G.C.T. { LOWER LEVEL		S 2.38	S 2.38		
{ UPPER LEVEL				S 2.48	
ARRIVE	P.M.	P.M.	P.M.	P.M.	

EASTWARD

159

FIRST CLASS							
	●9022 Sat. & Sunday Only	●9522 Sat. & Sunday Only	●8732 Sat. & Sunday Only	†●754 Daily Ex. Sat. & Sun.	●9622 Sat. & Sunday Only	†●584 Daily Ex. Sat. & Sun.	†●462 Daily Ex. Sat. & Sun.
	P.M.	P.M.	P.M.	P.M.	P.M.	P.M.	P.M.
.....	*2.05	S *2.05
.....	S 2.10	S 2.10
.....
.....	S 2.14	S 2.14	FROM	FROM
.....	S 2.16	S 2.16	NO.	NO.
.....	S 2.19	9621	463
.....	S 2.22	S 2.22
.....	2.23	2.23
.....	S 2.26	S 2.26
.....	S 2.28
.....	S 2.31	S 2.31
.....	S 2.34	S 2.34
.....
.....	S 2.38	S 2.38	*2.47
.....	S 2.41	S 2.41	S 2.50
.....	S 2.44	S 2.44	S 2.52
.....	MU	MU	MU	MU	MU	FF 2.54
.....	S 2.56
.....	2.48	2.48	S 2.58
.....	S *2.50	S *3.00
.....	S 3.02
.....	FF 3.04
.....	FF 3.06
.....	S 2.00	S 2.16	S 2.16
.....	2.05
.....	S 2.10	S 2.20	S 2.20
.....	S 2.23	S 2.23
.....	S 2.26	S 2.26
.....	2.19	S 2.30	S 2.30
.....	S 2.32	S 2.32
.....	S 2.34	S 2.34
.....	S 2.37	S 2.37
.....	2.24	S 2.40	S *2.42	S *2.40
.....	S 2.42	S 2.42
.....	2.26	2.42	S 2.44	S 2.44	MU
.....	S 2.46	S 2.46
.....	S 2.48	S 2.48
.....	S 2.50	S 2.50
.....	S 2.53	S 2.53
.....	S 2.56	S 2.57
.....	2.34	2.50	*2.56	*2.56	2.58	*2.59	*3.09
.....	S 2.59	S 3.00	S 3.10
.....	D 2.37	D 2.53	D 2.59	D 2.59	S 3.01	S 3.02	S 3.12
.....	S 3.10	S 3.13	S 3.23
.....	S 2.48	S 3.04	S 3.10	S 3.12
	P.M.	P.M.	P.M.	P.M.	P.M.	P.M.	P.M.
	Will Run Nov. 27 Dec. 25 Jan. 1 Feb. 23	Will Run Nov. 27 Dec. 25 Jan. 1 Feb. 23	Will Run Nov. 27 Dec. 25 Jan. 1 Feb. 23		Will Run Nov. 27 Dec. 25 Jan. 1 Feb. 23		

**CROTON NORTH STATION AND WHITE PLAINS NORTH STATION
TO GRAND CENTRAL TERMINAL**

160

STATIONS	FIRST CLASS				
	†●586 Daily Ex. Sat. & Sun.	†●Y261 Daily	●8818 Sat. & Sunday Only	●8318 Sat. & Sunday Only	
LEAVE	P.M.	P.M.	P.M.	P.M.	
CROTON NO. STATION....	*2.42	2.42
CROTON-HARMON	S 2.45	S 2.50
OSSINING	S 2.54
SCARBOROUGH.....
PHILIPSE MANOR
TARRYTOWN.....	S 3.02
OW	3.03
IRVINGTON
ARDSLEY-ON-HUDSON
DOBBS FERRY
HASTINGS-ON-HUDSON....
GREYSTONE
GLENWOOD	3.11
YONKERS.....	S 3.13
LUDLOW.....
MOUNT ST. VINCENT	MU	MU	RDC	MU
RIVERDALE
SPUYTEN DUYVIL.....	3.19
MARBLE HILL
UNIVERSITY HEIGHTS
MORRIS HEIGHTS.....
HIGH BRIDGE
WHITE PLAINS NO. STA.	S 2.46
WHITE PLAINS	H S 2.50
HARTSDALE	A S 2.53
SCARSDALE	R S 2.56
CRESTWOOD	L S 3.00
TUCKAHOE.....	E S 3.02
BRONXVILLE	M S 3.04
FLEETWOOD.....	B S 3.07
MOUNT VERNON.....	S 3.10
WAKEFIELD.....
WOODLAWN	B 3.12	3.16
WILLIAMS BRIDGE	R
BOTANICAL GARDEN	A
FORDHAM	N
183rd STREET.....	C
TREMONT	H
MORRISANIA
MELROSE.....
MOTT HAVEN JCT. (MO)	3.20	3.24	3.26
138th STREET.....
125th STREET.....	D 3.23	D 3.27	D 3.29
G.C.T. { LOWER LEVEL	S 3.35	S 3.37
{ UPPER LEVEL	S 3.42
ARRIVE	P.M.	P.M.	P.M.	P.M.	
			Will Run Nov. 27 Dec. 25 Jan. 1 Feb. 23	Will Run Nov. 27 Dec. 25 Jan. 1 Feb. 23	

EASTWARD

161

FIRST CLASS							
	†●938 Daily Ex. Sat. & Sur	Y609 Sunday Only	●9524 Sat. & Sunday Only	Y381 Daily Ex. Sun.	●82 Daily	†●588 Daily Ex. Sat. & Sun.	†●814 Daily Ex. Sat. & Sun.
	P.M.	P.M.	P.M.	P.M.	P.M.	P.M.	P.M.
.....					3.15		2.57
.....					D 3.17		S 3.00
.....					# 3.25		
.....							
.....							
.....							
.....							
.....					3.35		
.....							
.....							
.....							
.....					3.44		
.....							
.....							
.....			MU			MU	RDC
.....					3.50		
.....							
.....							
.....	S 3.00		S 3.16			S 3.16	
.....	3.05						
.....	S 3.10		S 3.20			S 3.20	
.....			S 3.23			S 3.23	
.....			S 3.26			S 3.26	
.....	3.19		S 3.30			S 3.30	
.....			S 3.32			S 3.32	
.....			S 3.34			S 3.34	
.....			S 3.37			S 3.37	
.....	3.24		S *3.40			S *3.40	
.....							
.....	3.26	3.29	3.42	3.44		S 3.42	
.....							
.....			S 3.45			S 3.46	
.....							
.....							
.....	3.34	3.37	*3.51	3.52	3.57	*3.52	
.....						D 3.53	
.....	D 3.37	D 3.40	D 3.54	D 3.55		D 3.55	
.....							
.....	S 3.50	S 3.50	S 4.05	S 4.05	S 4.10	S 4.11	
	P.M.	P.M.	P.M.	P.M.	P.M.	P.M.	P.M.
			Will Run Nov. 27 Dec. 25 Jan. 1 Feb. 23				

CROTON NORTH STATION AND WHITE PLAINS NORTH STATION TO GRAND CENTRAL TERMINAL

162

STATIONS	FIRST CLASS				
	†●812 Daily Ex. Sat. & Sun.	†●756 Daily Ex. Sat. & Sun.	●8736 Sat. & Sunday Only	Y263 Daily	
LEAVE	P.M.	P.M.	P.M.	P.M.	
CROTON NO. STATION....	S *3.01	*3.05	S *3.05		
CROTON-HARMON	S 3.04	S 3.10	S 3.10		
OSSINING		S 3.14	S 3.14		
SCARBOROUGH.....		S 3.16	S 3.16		
PHILIPSE MANOR		S 3.19	FF 3.18		
TARRYTOWN.....		S 3.22	S 3.22		
OW		3.23	3.23		
IRVINGTON		S 3.26	S 3.26		
ARDSLEY-ON-HUDSON		S 3.28	FF 3.28		
DOBBS FERRY		S 3.31	S 3.31		
HASTINGS-ON-HUDSON....		S 3.34	S 3.34		
GREYSTONE		S 3.36	FF 3.36		
GLENWOOD		S 3.38	S 3.38		
YONKERS.....		S 3.41	S 3.41		
LUDLOW.....		S 3.44	S 3.44		
MOUNT ST. VINCENT	RDC		FF 3.45	MU	
RIVERDALE			FF 3.46		
SPUYTEN DUYVIL.....		3.48	S 3.49		
MARBLE HILL			S *3.51		
UNIVERSITY HEIGHTS			S 3.53		
MORRIS HEIGHTS.....			FF 3.55		
HIGH BRIDGE			FF 3.56		
WHITE PLAINS NO. STA.					
WHITE PLAINS	H				
HARTSDALE	A				
SCARSDALE	R				
CRESTWOOD	L				
TUCKAHOE	E				
BRONXVILLE	M				
FLEETWOOD.....					
MOUNT VERNON.....					
WAKEFIELD.....					
WOODLAWN	B	MU	MU	3.56	
WILLIAMS BRIDGE	R				
BOTANICAL GARDEN	A				
FORDHAM	N				
183rd STREET.....	C				
TREMONT	H				
MORRISANIA					
MELROSE.....					
MOTT HAVEN JCT. (MO)		3.56	*3.58	4.04	
138th STREET.....			S 3.59		
125th STREET.....		D 3.59	S 4.01	D 4.07	
G.C.T. { LOWER LEVEL				S 4.17	
{ UPPER LEVEL		S 4.15	S 4.15		
ARRIVE	P.M.	P.M.	P.M.	P.M.	
			Will Run Nov. 27 Dec. 25 Jan. 1 Feb. 23		

EASTWARD

163

[illegible]

CROTON NORTH STATION AND WHITE PLAINS NORTH STATION TO GRAND CENTRAL TERMINAL

164

STATIONS	FIRST CLASS				
	●Y267	‡300	●8740	●Y383	
	Daily	Daily Ex. Sat. & Sun	Sat. & Sunday Only	Daily	
		Dead Head			
LEAVE	P.M.	P.M.	P.M.	P.M.	
CROTON NO. STATION....	*4.05
CROTON-HARMON	S 4.10
OSSINING	S 4.14
SCARBOROUGH.....	S 4.16
PHILIPSE MANOR
TARRYTOWN.....	S 4.22
OW	4.23
IRVINGTON	S 4.26
ARDSLEY-ON-HUDSON
DOBBS FERRY	S 4.31
HASTINGS-ON-HUDSON....	S 4.34
GREYSTONE
GLENWOOD	S 4.38
YONKERS.....	S 4.41
LUDLOW.....	S 4.44
MOUNT ST. VINCENT	MU	MU
RIVERDALE
SPUYTEN DUYVIL.....	4.48
MARBLE HILL	S *4.50
UNIVERSITY HEIGHTS
MORRIS HEIGHTS.....
HIGH BRIDGE
WHITE PLAINS NO. STA.	4.30
WHITE PLAINS	H
HARTSDALE	A
SCARSDALE	R
CRESTWOOD	L	4.41
TUCKAHOE	E
BRONXVILLE	M
FLEETWOOD.....
MOUNT VERNON.....	4.45
WAKEFIELD.....
WOODLAWN	B	4.46	4.48	4.50
WILLIAMS BRIDGE	R
BOTANICAL GARDEN	A
FORDHAM	N
183rd STREET.....	C
TREMONT	H
MORRISANIA
MELROSE.....
MOTT HAVEN JCT. (MO)	4.54	4.56	4.56	4.58
138th STREET.....
125th STREET.....	D 4.57	D 4.59	D 5.01
G.C.T. { LOWER LEVEL	S 5.08
{ UPPER LEVEL	5.10	S 5.10	S 5.11
ARRIVE	P.M.	P.M.	P.M.	P.M.	
			Will Run Nov. 27 Dec. 25 Jan. 1 Feb. 23		

EASTWARD

165

FIRST CLASS							
	●9626 Sat. & Sunday Only	†●758 Daily Ex. Sat. & Sun.	†●552 Daily Ex. Sat. & Sun.	†●466 Daily Ex. Sat. & Sun.	†●Y1201 Daily Ex. Sat. & Sun. Dead Head	†358 Daily Ex. Sat. & Sun. Dead Head	†356 Daily Ex. Sat. & Sun. Dead Head
	P.M.	P.M.	P.M.	P.M.	P.M.	P.M.	P.M.
.....		S *4.05					
.....		S 4.10					
.....							
.....		S 4.14	FROM				
.....		S 4.16	NO.	FROM		FROM	FROM
.....		S 4.19	543	NO.		NO.	NO.
.....				467		481	739
.....		S 4.22					
.....		4.23					4.50
.....		S 4.26					
.....		S 4.28					
.....		S 4.31					
.....		S 4.34					
.....		S 4.36					
.....		S 4.38		*4.47		4.56	4.59
.....		S 4.41		S 4.50			
.....		S 4.44		S 4.52			
.....	MU	MU	MU	FF 4.54	MU	MU	MU
.....				S 4.56			
.....		4.49		S 4.58		5.03	5.06
.....				S *5.00			
.....				S 5.02			
.....				FF 5.04			
.....				FF 5.06			
.....							
.....							
.....							
.....							
.....	S *4.42		S *4.42				
.....			S 4.43				
.....	S 4.44		S 4.44	MU	5.03		
.....	S 4.46		S 4.46				
.....	S 4.48		S 4.48				
.....	S 4.50		S 4.50				
.....			S 4.51				
.....	S 4.53		S 4.53				
.....			S 4.55				
.....	S 4.56		S 4.57				
.....	*4.58	4.57	4.59	5.09	5.11	5.13	5.15
.....	S 4.59		D 5.01	S 5.10			
.....	S 5.01	D 4.59	D 5.03	S 5.12			
.....			S 5.17				5.30
.....	S 5.12	S 5.15		S 5.23	5.25	5.27	
	P.M.	P.M.	P.M.	P.M.	P.M.	P.M.	P.M.
	Will Run Nov. 27 Dec. 25 Jan. 1 Feb. 23						

**CROTON NORTH STATION AND WHITE PLAINS NORTH STATION
TO GRAND CENTRAL TERMINAL**

166

STATIONS	FIRST CLASS				
	†●596 Daily Ex. Sat. & Sun.	†●816 T-2 Daily Ex. Sat. & Sunday	†●760 T-2 Daily Ex. Sat. & Sun.	†360 T-6 Daily Ex. Sat. & Sunday	
				Dead Head	
LEAVE	P.M.	P.M.	P.M.	P.M.	
CROTON NO. STATION....		4.32			
CROTON-HARMON		S 4.35	S 4.40		
OSSINING			S 4.44	FROM	
SCARBOROUGH.....				NO.	
PHILIPSE MANOR				483	
TARRYTOWN.....			S 4.52		
OW			•4.53		
IRVINGTON					
ARDSLEY-ON-HUDSON					
DOBBS FERRY			S 4.57		
HASTINGS-ON-HUDSON....			S 5.00		
GREYSTONE					
GLENWOOD			S 5.04		
YONKERS.....			S 5.06		
LUDLOW.....			S 5.09		
MOUNT ST. VINCENT	MU	RDC	MU	MU	
RIVERDALE					
SPUYTEN DUYVIL.....			5.13		
MARBLE HILL			S *5.15	5.20	
UNIVERSITY HEIGHTS					
MORRIS HEIGHTS.....					
HIGH BRIDGE					
WHITE PLAINS NO. STA.	S 4.46				
WHITE PLAINS	H S 4.50				
HARTSDALE	A S 4.53				
SCARSDALE	R S 4.56				
CRESTWOOD	L S 5.00				
TUCKAHOE	E S 5.02				
BRONXVILLE	M S 5.04				
FLEETWOOD.....	S 5.07				
MOUNT VERNON.....	S 5.10				
WAKEFIELD					
WOODLAWN	B 5.12				
WILLIAMS BRIDGE	R				
BOTANICAL GARDEN	A				
FORDHAM	N				
183rd STREET.....	-C				
TREMONT	H				
MORRISANIA					
MELROSE.....					
MOTT HAVEN JCT. (MO)	5.21		5.23	5.26	
138th STREET.....	D 5.22				
125th STREET.....	D 5.24		D 5.26		
G.C.T. { LOWER LEVEL	S 5.35		S 5.37	5.40	
G.C.T. { UPPER LEVEL					
ARRIVE	P.M.	P.M.	P.M.	P.M.	

EASTWARD

167

FIRST CLASS							
	●8822 Sat. & Sunday Only	●8322 Sat. & Sunday Only	†●600 Daily Ex. Sat. & Sun.	†●942 Daily Ex. Sat. & Sun.	†Y269 Daily Ex. Sat.	†●602 Daily Ex. Sat. & Sun.	●9528 Sat. & Sunday Only
	P.M.	P.M.	P.M.	P.M.	P.M.	P.M.	P.M.
.....	*4.42	4.42
.....	S 4.45	S 4.50
.....	S 4.54	FROM
.....	NO.
.....	551
.....	S 5.02
.....	5.03
.....
.....
.....	5.11
.....	S 5.13
.....	RDC	MU	MU	MU	MU	MU
.....	RDC
.....	5.19
.....
.....
.....	S 5.05	S 5.16	S 5.16
.....	5.10
.....	S 5.15	S 5.20	S 5.20
.....	S 5.23	S 5.23
.....	S 5.26	S 5.26
.....	5.23	S 5.30	S 5.30
.....	S 5.32	S 5.32
.....	S 5.34	S 5.34
.....	S 5.37	S 5.37
.....	S *5.15	5.27	S 5.40	S *5.40
.....	S 5.16
.....	S 5.17	5.29	5.31	5.42	5.42
.....	S 5.19
.....	S 5.21
.....	S 5.23	S 5.45
.....	S 5.24
.....	S 5.26
.....	S 5.28
.....	S 5.30
.....	*5.26	5.33	5.37	5.39	5.50	*5.51
.....	D 5.52
.....	D 5.29	S 5.36	D 5.40	D 5.42	D 5.53	D 5.54
.....	S 5.48	S 5.53
.....	S 5.42	S 5.52	S 6.05	S 6.05
	P.M.	P.M.	P.M.	P.M.	P.M.	P.M.	P.M.
.....	Will Run Nov. 27 Dec. 25 Jan. 1 Feb. 23	Will Run Nov. 27 Dec. 25 Jan. 1 Feb. 23	Will Run Nov. 27 Dec. 25 Jan. 1 Feb. 23

**CROTON NORTH STATION AND WHITE PLAINS NORTH STATION
TO GRAND CENTRAL TERMINAL**

168

STATIONS	FIRST CLASS				
	●Y385 Daily Ex. Sat. & Sun.	●72 Daily	‡●818 Daily Ex. Sat. & Sun.~	‡●762 Daily Ex. Sat. & Sun.	
LEAVE	P.M.	P.M.	P.M.	P.M.	
CROTON NO. STATION....		5.18	S *5.02	*5.05	
CROTON-HARMON		D 5.20	S 5.05	S 5.10	
		5.25			
OSSINING				S 5.14	
SCARBOROUGH.....				S 5.16	
PHILIPSE MANOR					
TARRYTOWN.....				S 5.22	
OW		5.35		5.23	
IRVINGTON				S 5.26	
ARDSLEY-ON-HUDSON				S 5.28	
DOBBS FERRY				S 5.31	
HASTINGS-ON-HUDSON....				S 5.34	
GREYSTONE				S 5.36	
GLENWOOD		5.44		S 5.38	
YONKERS.....		B 5.45		S 5.41	
LUDLOW.....					
MOUNT ST. VINCENT			RDC	MU	
RIVERDALE					
SPUYTEN DUYVIL.....		5.50		5.49	
MARBLE HILL				*5.50	
UNIVERSITY HEIGHTS					
MORRIS HEIGHTS.....					
HIGH BRIDGE					
WHITE PLAINS NO. STA.					
WHITE PLAINS	H				
HARTSDALE	A				
SCARSDALE	R				
CRESTWOOD	L				
TUCKAHOE	E				
BRONXVILLE	M				
FLEETWOOD.....					
MOUNT VERNON.....					
WAKEFIELD.....					
WOODLAWN	B	5.48			
WILLIAMS BRIDGE	R				
BOTANICAL GARDEN	A				
FORDHAM	N				
183rd STREET.....	C				
TREMONT	H				
MORRISANIA					
MELROSE.....					
MOTT HAVEN JCT. (MO)		5.56	5.57	5.58	
138th STREET.....					
125th STREET.....	D	5.59		D 6.01	
G.C.T. { LOWER LEVEL				S 6.15	
{ UPPER LEVEL	S	6.09	S 6.10		
ARRIVE	P.M.	P.M.	P.M.	P.M.	

EASTWARD

169

FIRST CLASS							
	‡374 Daily Ex. Sat. & Sun.	‡●604 Daily Ex. Sat. & Sun.	●8744 Sat. & Sunday Only	‡326 Daily Ex. Sat. & Sun.	Y143 Saturday Only	●Y271 Daily	‡362 Daily Ex. Sat. & Sun.
	Dead Head			Dead Head			Dead Head
	P.M.	P.M.	P.M.	P.M.	P.M.	P.M.	P.M.
.....	5.10	S *5.05
.....	5.13	S 5.10
.....							
.....		FROM	S 5.14	FROM	FROM
.....		NO.	S 5.16	NO.	NO.
.....		553	FF 5.19	557	797
.....			S 5.22
.....			5.23
.....			S 5.26
.....			FF 5.28
.....			S 5.31
.....			S 5.34
.....			
.....			S 5.38	5.53
.....			S 5.41
.....			S 5.44
.....	RDC	MU	MU	MU	MU	MU
.....			FF 5.46
.....			S 5.49	6.00
.....			S *5.51
.....			S 5.53
.....			FF 5.55
.....			FF 5.56
.....			
.....			
.....			
.....		5.28	5.48
.....		
.....		
.....		
.....		S *5.42	5.52
.....		S 5.43
.....		S 5.44	5.54	5.57	5.59
.....		S 5.46
.....		S 5.48
.....		S 5.50
.....		S 5.51
.....		S 5.53
.....		S 5.55
.....		S 5.57
.....		6.01	*5.59	6.02	6.05	6.07	6.08
.....		
.....		S 6.04	S 6.01	D 6.08	D 6.10
.....		S 6.15	6.16	S 6.20	6.22
.....			S 6.15	S 6.18
	P.M.	P.M.	P.M.	P.M.	P.M.	P.M.	P.M.
			Will Run Nov. 27 Dec. 25 Jan. 1 Feb. 23				

**CROTON NORTH STATION AND WHITE PLAINS NORTH STATION
TO GRAND CENTRAL TERMINAL**

170

STATIONS	FIRST CLASS				
	‡ 476	● 9030	‡ 308	‡ 306 T-11	
	Daily Ex. Sat. & Sun.	Sunday Only	Daily Ex. Sat. & Sun. Dead Head	Daily Ex. Sat. & Sun. Dead Head	
LEAVE	P.M.	P.M.	P.M.	P.M.	
CROTON NO. STATION....
CROTON-HARMON
OSSINING	FROM	FROM	FROM
SCARBOROUGH.....	NO.	NO.	NO.
PHILIPSE MANOR	743	559	567
TARRYTOWN.....
OW
IRVINGTON
ARDSLEY-ON-HUDSON
DOBBS FERRY
HASTINGS-ON-HUDSON....
GREYSTONE
GLENWOOD	*5.41
YONKERS.....	S 5.50
LUDLOW.....	S 5.52
MOUNT ST. VINCENT	FF 5.54	MU	MU
RIVERDALE	S 5.56
SPUYTEN DUYVIL.....	S 5.58
MARBLE HILL	S *6.00
UNIVERSITY HEIGHTS	S 6.02
MORRIS HEIGHTS.....	FF 6.04
HIGH BRIDGE	FF 6.06
WHITE PLAINS NO. STA.	S 5.42
WHITE PLAINS	H	5.46
HARTSDALE	A	S 5.50
SCARSDALE	R
CRESTWOOD	L	5.57
TUCKAHOE	E
BRONXVILLE	M	6.05
FLEETWOOD.....
MOUNT VERNON.....	D 6.02	6.00	6.08
WAKEFIELD	B	MU	6.04	6.11
WOODLAWN	R
WILLIAMS BRIDGE	A
BOTANICAL GARDEN	N
FORDHAM	C
183rd STREET.....	H
TREMONT
MORRISANIA
MELROSE.....
MOTT HAVEN JCT. (MO)	6.10	6.12	6.12	6.19
138th STREET.....	S 6.11
125th STREET.....	S 6.13	D 6.15
G.C.T. { LOWER LEVEL	S 6.24	6.32	6.35
{ UPPER LEVEL	S 6.26
ARRIVE	P.M.	P.M.	P.M.	P.M.	
		Will Run Nov. 27 Dec. 25 Jan. 1 Feb. 23			

EASTWARD

171

FIRST CLASS							
	‡ 606 Daily Ex. Sat. & Sun.	● Y145 Sunday Only	‡ 302 Daily Ex. Sat. & Sun. Dead Head	‡ Y273 Daily Ex. Sat. & Sun.	‡ 946 Daily Ex. Sat. & Sun.	● 9034 Sat. & Sunday Only	‡ 312 T-11 Daily Ex. Sat. & Sun. Dead Head
	P.M.	P.M.	P.M.	P.M.	P.M.	P.M.	P.M.
.....							
.....							
.....			FROM				FROM
.....			NO.				NO.
.....			565				577
.....							
.....							
.....							
.....							
.....							
.....	MU		MU	MU			MU
.....							
.....							
.....	S 5.46				S 6.00	S 6.00	
.....					6.05	6.05	
.....	S 5.50				S 6.10	S 6.10	
.....	S 5.53						
.....	S 5.56						
.....	S 6.00		6.15		6.19	6.19	
.....	S 6.02						
.....	S 6.04						
.....	S 6.07						6.25
.....	S 6.10		6.19		6.24	6.24	6.27
.....	S 6.12	6.16	6.21	6.23	6.26	6.26	6.29
.....							
.....	S 6.16						
.....							
.....							
.....	6.22	6.24	6.29	6.31	6.34	6.34	6.37
.....	D 6.23						
.....	D 6.25	D 6.27		D 6.34	D 6.37	D 6.37	
.....			6.42				
.....	S 6.36	S 6.37		S 6.45	S 6.48	S 6.48	6.52
	P.M.	P.M.	P.M.	P.M.	P.M.	P.M.	P.M.
						Will Run Nov. 27 Dec. 25 Jan. 1 Feb. 23	

CROTON NORTH STATION AND WHITE PLAINS NORTH STATION TO GRAND CENTRAL TERMINAL

172

STATIONS	FIRST CLASS				
	‡ 372	‡ 314	‡ ● Y387	● 9534	
	Daily Ex. Sat. & Sun. Dead Head	Daily Ex. Sat. & Sun. Dead Head	Daily Ex. Sat. & Sun.	Sat. & Sunday Only	
LEAVE	P.M.	P.M.	P.M.	P.M.	
CROTON NO. STATION....					
CROTON-HARMON					
OSSINING	FROM	FROM			
SCARBOROUGH.....	NO.	NO.			
PHILIPSE MANOR	487	571			
TARRYTOWN.....					
OW					
IRVINGTON					
ARDSLEY-ON-HUDSON					
DOBBS FERRY					
HASTINGS-ON-HUDSON....					
GREYSTONE					
GLENWOOD	6.22				
YONKERS.....					
LUDLOW.....					
MOUNT ST. VINCENT	MU	MU		MU	
RIVERDALE					
SPUYTEN DUYVIL.....	6.30				
MARBLE HILL					
UNIVERSITY HEIGHTS					
MORRIS HEIGHTS.....					
HIGH BRIDGE					
WHITE PLAINS NO. STA.				S 6.16	
WHITE PLAINS	H			S 6.20	
HARTSDALE	A			S 6.23	
SCARSDALE	R			S 6.26	
CRESTWOOD	L			S 6.30	
TUCKAHOE	E			S 6.32	
BRONXVILLE	M			S 6.34	
FLEETWOOD.....				S 6.37	
MOUNT VERNON.....		6.35		S 6.40	
WAKEFIELD.....					
WOODLAWN	B	6.37	6.39	6.42	
WILLIAMS BRIDGE	R				
BOTANICAL GARDEN	A				
FORDHAM	N				
183rd STREET.....	C				
TREMONT	H				
MORRISANIA					
MELROSE.....					
MOTT HAVEN JCT. (MO)	6.38	6.45	6.47	6.50	
138th STREET.....					
125th STREET.....			D 6.50	D 6.53	
G.C.T. { LOWER LEVEL	6.54				
{ UPPER LEVEL		6.57	S 7.00	S 7.04	
ARRIVE	P.M.	P.M.	P.M.	P.M.	
				Will Run Nov. 27 Dec. 25 Jan. 1 Feb. 23	

EASTWARD

173

FIRST CLASS							
	† 610 Daily Ex. Sat. & Sun.	† 764 Daily Ex. Sat. & Sun.	● 8748 Sat. & Sunday Only	† 376 Daily Ex Sat. & Sunday	● 9634 Sat. & Sunday Only	† 316 Daily Ex. Sat. & Sun.	† 310 Daily Ex. Sat. & Sun.
				Dead Head		Dead Head	Dead Head
	P.M.	P.M.	P.M.	P.M.	P.M.	P.M.	P.M.
.....	S *6.05	*6.05	6.23
.....	S 6.10	S 6.10	6.26
.....	S 6.14	S 6.14
.....	S 6.16	S 6.16	FROM	FROM
.....	S 6.19	NO.	NO.
.....	S 6.22	S 6.22	583	939
.....	6.23	6.23
.....	S 6.26	S 6.26
.....	S 6.28
.....	S 6.31	S 6.31
.....	S 6.34	S 6.34
.....
.....	S 6.38	S 6.38
.....	S 6.41	S 6.41
.....	S 6.44	S 6.44
.....	MU	MU	MU	RDC	MU	MU
.....	6.49	6.48
.....	S *6.50
.....
.....
.....	S 6.16	6.20
.....	S 6.20
.....	S 6.23
.....	S 6.26
.....	S 6.30
.....	S 6.32
.....	S 6.34
.....	S 6.37
.....	S *6.40	S *6.42	6.55
.....	6.42	S 6.44	6.57
.....	S 6.46
.....	S 6.48
.....	S 6.45	S 6.50
.....	S 6.53
.....	S 6.56
.....	*6.51	*6.56	*6.56	6.58	7.05
.....	S 6.59
.....	D 6.54	D 6.59	D 6.59	S 7.01
.....	S 7.04	S 7.10	S 7.10	S 7.12	7.17
.....	P.M.	P.M.	P.M.	P.M.	P.M.	P.M.	P.M.
			Will Run Nov. 27 Dec. 25 Jan. 1 Feb. 23		Will Run Nov. 27 Dec. 25 Jan. 1 Feb. 23		

**CROTON NORTH STATION AND WHITE PLAINS NORTH STATION
TO GRAND CENTRAL TERMINAL**

174

STATIONS	FIRST CLASS				
	‡●478 Daily Ex. Sat. & Sun.	Y3 Daily	●Y275 Daily	‡●642 Daily Ex. Sat. & Sun.	
LEAVE	P.M.	P.M.	P.M.	P.M.	
CROTON NO. STATION....
CROTON-HARMON
OSSINING	FROM NO. 489
SCARBOROUGH.....	
PHILIPSE MANOR
TARRYTOWN.....
OW
IRVINGTON
ARDSLEY-ON-HUDSON....
DOBBS FERRY
HASTINGS-ON-HUDSON....
GREYSTONE
GLENWOOD	•6.47
YONKERS.....	S 6.50
LUDLOW.....	S 6.52
MOUNT ST. VINCENT	FF 6.54	MU	MU
RIVERDALE	S 6.56
SPUYTEN DUYVIL.....	S 6.58
MARBLE HILL	S •7.00
UNIVERSITY HEIGHTS	S 7.02
MORRIS HEIGHTS.....	FF 7.04
HIGH BRIDGE	FF 7.06
WHITE PLAINS NO. STA.	S 6.46
WHITE PLAINS	H	S 6.50
HARTSDALE	A	S 6.53
SCARSDALE	R	S 6.56
CRESTWOOD	L	S 7.00
TUCKAHOE.....	E	S 7.02
BRONXVILLE	M	S 7.04
FLEETWOOD.....	S 7.07
MOUNT VERNON.....	S •7.10
WAKEFIELD.....	B
WOODLAWN	MU 7.12	7.08	7.12
WILLIAMS BRIDGE	R
BOTANICAL GARDEN	A
FORDHAM	N
183rd STREET.....	C
TREMONT	H
MORRISANIA
MELROSE.....
MOTT HAVEN JCT. (MO)	• 7.09	7.20	7.16	•7.20
138th STREET.....	S 7.10
125th STREET.....	S 7.12	D 7.23	D 7.18	D 7.23
G.C.T. { LOWER LEVEL	S 7.28
{ UPPER LEVEL	S 7.23	S 7.32	S 7.34
ARRIVE	P.M.	P.M.	P.M.	P.M.	

EASTWARD

175

FIRST CLASS							
	●8826 Sat. & Sunday Only	●8326 Sat. & Sunday Only	†●Y389 Daily Ex. Sun.	†●952 Daily Ex. Sat. & Sun.	●9036 Sunday Only	†●612 Daily Ex. Sat. & Sun.	●9536 Sat. & Sunday Only
	P.M.	P.M.	P.M.	P.M.	P.M.	P.M.	P.M.
.....	°6.42	6.42
.....	S 6.45	S 6.50
.....	S 6.54
.....
.....	S 7.02
.....	7.03
.....
.....
.....	7.11
.....	S 7.13
.....	RDC	MU	MU	MU
.....	7.19
.....
.....	S 7.00	S 7.00	S 7.16	S 7.16
.....	7.05	7.05
.....	S 7.10	S 7.10	S 7.20	S 7.20
.....	S 7.23	S 7.23
.....	S 7.26	S 7.26
.....	7.19	7.19	S 7.30	S 7.30
.....	S 7.32	S 7.32
.....	S 7.34	S 7.34
.....	S 7.37	S 7.37
.....	7.24	7.24	S 7.40	S °7.40
.....	7.22	7.26	7.26	7.42	7.42
.....	S 7.45
.....
.....	°7.26	7.30	7.34	7.34	7.50	°7.50
.....	D 7.29	D 7.33	D 7.37	D 7.37	D 7.53	D 7.53
.....	S 7.42	S 7.43	S 7.48	S 7.48	S 8.05	S 8.05
	P.M.	P.M.	P.M.	P.M.	P.M.	P.M.	P.M.
.....	Will Run Nov. 27 Dec. 25 Jan. 1 Feb. 23	Will Run Nov. 27 Dec. 25 Jan. 1 Feb. 23	Will Run Nov. 27 Dec. 25 Jan. 1 Feb. 23	Will Run Nov. 27 Dec. 25 Jan. 1 Feb. 23

**CROTON NORTH STATION AND WHITE PLAINS NORTH STATION
TO GRAND CENTRAL TERMINAL**

176

STATIONS	FIRST CLASS				
	●Y611 Sunday Only	†●766 Daily Ex. Sat. & Sun.	†378 Daily Ex. Sat. & Sun.	●84 Daily	
			Dead Head		
LEAVE	P.M.	P.M.	P.M.	P.M.	
CROTON NO. STATION....		S 7.05	7.10	7.18	
CROTON-HARMON		S 7.10	7.13	D 7.20	
OSSINING				7.25	
SCARBOROUGH.....		S 7.14			
PHILIPSE MANOR					
TARRYTOWN.....		S 7.22			
OW		7.23		7.35	
IRVINGTON		S 7.26			
ARDSLEY-ON-HUDSON		S 7.28			
DOBBS FERRY		S 7.31			
HASTINGS-ON-HUDSON....		S 7.34			
GREYSTONE					
GLENWOOD		S 7.38		7.44	
YONKERS.....		S 7.41			
LUDLOW.....		S 7.44			
MOUNT ST. VINCENT	MU	MU	RDC		
RIVERDALE					
SPUYTEN DUYVIL.....		7.49		7.50	
MARBLE HILL					
UNIVERSITY HEIGHTS					
MORRIS HEIGHTS.....					
HIGH BRIDGE					
WHITE PLAINS NO. STA.					
WHITE PLAINS	H				
HARTSDALE	A				
SCARSDALE	R				
CRESTWOOD	L				
TUCKAHOE	E				
BRONXVILLE	M				
FLEETWOOD.....					
MOUNT VERNON.....					
WAKEFIELD.....	B				
WOODLAWN		7.44			
WILLIAMS BRIDGE	R				
BOTANICAL GARDEN	A				
FORDHAM	N				
183rd STREET.....	C				
TREMONT	H				
MORRISANIA					
MELROSE.....					
MOTT HAVEN JCT. (MO)		7.52	7.56	7.57	
138th STREET.....					
125th STREET.....	D 7.55	D 7.59			
G.C.T. { LOWER LEVEL					
{ UPPER LEVEL	S 8.05	S 8.10		S 8.10	
ARRIVE	P.M.	P.M.	P.M.	P.M.	
	Will Run Nov. 27 Dec. 25 Jan. 1 Feb. 23				

EASTWARD

177

FIRST CLASS							
	●Y277 Daily	‡●636 Daily Ex. Sat. & Sun.	●8752 Sat. & Sunday Only	‡●480 Daily Ex. Sat. & Sun.	●Y613 Sunday Only	‡●954 Daily Ex. Sat. & Sun.	
	P.M.	P.M.	P.M.	P.M.	P.M.	P.M.	P.M.
.....	S 7.05
.....	S 7.10
.....
.....	FROM	S 7.14	FROM
.....	NO.	S 7.16	NO.
.....	587	FF 7.18	491
.....	S 7.22
.....	7.23
.....	S 7.26
.....	FF 7.28
.....	S 7.31
.....	S 7.34
.....	FF 7.36
.....	S 7.38	7.47
.....	S 7.41	S 7.50
.....	S 7.44	S 7.52
.....	MU	MU	FF 7.45	FF 7.54	MU
.....	FF 7.46	S 7.56
.....	S 7.49	S 7.58
.....	S 7.51	S 8.00
.....	S 7.53	S 8.02
.....	FF 7.55	FF 8.04
.....	FF 7.56	FF 8.06
.....	S 8.00
.....	8.05
.....	S 8.10
.....
.....	8.19
.....
.....	S 7.42	8.24
.....
.....	7.50	S 7.44	MU	MU	8.21	8.26
.....	FF 7.46
.....
.....	S 7.50
.....
.....	S 7.53
.....	FF 7.55
.....	S 7.57
.....	7.58	7.59	7.58	8.09	8.29	8.34
.....	D 8.01	S 7.59
.....	D 8.01	S 8.03	S 8.01	S 8.12	D 8.32
.....
.....	S 8.11	S 8.15	S 8.15	S 8.23	S 8.42	S 8.48
	P.M.	P.M.	P.M.	P.M.	P.M.	P.M.	P.M.
			Will Run Nov. 27 Dec. 25 Jan. 1 Feb. 23				

**CROTON NORTH STATION AND WHITE PLAINS NORTH STATION
TO GRAND CENTRAL TERMINAL**

178

STATIONS	FIRST CLASS				
	●9038 Sat. & Sunday Only	‡●614 Daily Ex. Sat. & Sun.	●9538 Sat. & Sunday Only	●Y279 Daily	
LEAVE	P.M.	P.M.	P.M.	P.M.	
CROTON NO. STATION....
CROTON-HARMON
OSSINING
SCARBOROUGH.....
PHILIPSE MANOR
TARRYTOWN.....
OW
IRVINGTON
ARDSLEY-ON-HUDSON
DOBBS FERRY
HASTINGS-ON-HUDSON....
GREYSTONE
GLENWOOD
YONKERS.....
LUDLOW.....
MOUNT ST. VINCENT	MU	MU	MU
RIVERDALE
SPUYTEN DUYVIL.....
MARBLE HILL
UNIVERSITY HEIGHTS
MORRIS HEIGHTS.....
HIGH BRIDGE
WHITE PLAINS NO. STA.	S 8.00	S 8.16	S 8.16
WHITE PLAINS	H S 8.05
HARTSDALE	A S 8.10	S 8.20	S 8.20
SCARSDALE	R	S 8.23	S 8.23
CRESTWOOD	L	S 8.26	S 8.26
TUCKAHOE	E 8.19	S 8.30	S 8.30
BRONXVILLE	M	S 8.32	S 8.32
FLEETWOOD.....	B	S 8.34	S 8.34
MOUNT VERNON.....	C 8.24	S 8.37	S 8.37
WAKEFIELD	H 8.24	S *8.40	S 8.40
WOODLAWN	B 8.26	8.42	8.42	8.45
WILLIAMS BRIDGE	R
BOTANICAL GARDEN	A
FORDHAM	N	S 8.45
183rd STREET.....	C
TREMONT	H
MORRISANIA
MELROSE.....
MOTT HAVEN JCT. (MO)	8.34	*8.50	8.50	8.53
138th STREET.....
125th STREET.....	D 8.37	D 8.53	D 8.53	D 8.55
G.C.T. { LOWER LEVEL
{ UPPER LEVEL	S 8.48	S 9.05	S 9.05	S 9.05
ARRIVE	P.M.	P.M.	P.M.	P.M.	
	Will Run Nov. 27 Dec. 25 Jan. 1 Feb. 23		Will Run Nov. 27 Dec. 25 Jan. 1 Feb. 23		

EASTWARD

179

FIRST CLASS							
	†●858 Daily Ex. Sat. & Sun.	†●768 Daily Ex. Sat. & Sun.	●8756 Sat. & Sunday Only	●9638 Sat. & Sunday Only	†380 Daily Ex. Sat. & Sun.	●3082 Saturday Only	●Y5 Daily Ex. Sat.
		Mail			Dead Head	Dead Head	
	P.M.	P.M.	P.M.	P.M.	P.M.	P.M.	P.M.
.....	8.02	S *8.06	* 8.05	8.10	8.22
.....	S 8.05	S 8.10	S 8.10	8.13	8.25
.....		S 8.14	S 8.14	FROM NO. 9637
.....		S 8.16	S 8.16	
.....		S 8.19
.....		S 8.22	S 8.22	
.....		8.23	8.23
.....		S 8.26	S 8.26
.....		S 8.28
.....		S 8.31	S 8.31
.....		S 8.34	S 8.34
.....	
.....		S 8.38	S 8.38
.....		S 8.41	S 8.41
.....		S 8.44	S 8.44
.....	RDC	MU	MU	MU	RDC	RDC
.....		8.49	8.48
.....			S *8.50
.....	
.....	
.....	
.....	
.....		S *8.42
.....		S 8.44	8.56
.....		S 8.46
.....		S 8.48
.....		S 8.50
.....		S 8.53
.....		S 8.56
.....		*8.56	*8.56	8.58	9.03
.....		D 8.59	D 8.59	S 9.01	D 9.06
.....		S 9.10	S 9.10	S 9.12	S 9.16
	P.M.	P.M.	P.M.	P.M.	P.M.	P.M.	P.M.
			Will Run Nov. 27 Dec. 25 Jan. 1 Feb. 23	Will Run Nov. 27 Dec. 25 Jan. 1 Feb. 23			

CROTON NORTH STATION AND WHITE PLAINS NORTH STATION TO GRAND CENTRAL TERMINAL

180

STATIONS	FIRST CLASS				
	†●468 Daily Ex. Sat. & Sun.	●Y87 Sunday Only	●8830 Saturday Only	●8330 Saturday Only	
LEAVE	P.M.	P.M.	P.M.	P.M.	
CROTON NO. STATION...			*8.42	8.42	
CROTON-HARMON			S 8.45	S 8.50	
OSSINING	FROM			S 8.54	
SCARBOROUGH.....	NO.				
PHILIPSE MANOR	469				
TARRYTOWN.....				S 9.02	
OW				9.03	
IRVINGTON					
ARDSLEY-ON-HUDSON					
DOBBS FERRY					
HASTINGS-ON-HUDSON....					
GREYSTONE					
GLENWOOD	*8.47			9.11	
YONKERS.....	S 8.50			S 9.13	
LUDLOW.....	S 8.52				
MOUNT ST. VINCENT	FF 8.54		RDC	MU	
RIVERDALE	S 8.56				
SPUYTEN DUYVIL.....	S 8.58			9.19	
MARBLE HILL	S *9.00				
UNIVERSITY HEIGHTS	S 9.02				
MORRIS HEIGHTS.....	FF 9.04				
HIGH BRIDGE	FF 9.06				
WHITE PLAINS NO. STA.					
WHITE PLAINS	H				
HARTSDALE	A				
SCARSDALE	R				
CRESTWOOD					
TUCKAHOE	L				
BRONXVILLE	E				
FLEETWOOD.....	M				
MOUNT VERNON.....					
WAKEFIELD.....					
WOODLAWN	B MU	9.07			
WILLIAMS BRIDGE	R				
BOTANICAL GARDEN	A				
FORDHAM	N				
183rd STREET.....					
TREMONT	C				
MORRISANIA	H				
MELROSE.....					
MOTT HAVEN JCT. (MO)	*9.09	9.15		*9.26	
138th STREET.....					
125th STREET.....	S 9.12	D 9.18		D 9.29	
G.C.T. { LOWER LEVEL					
{ UPPER LEVEL	S 9.23	S 9.28		S 9.42	
ARRIVE	P.M.	P.M.	P.M.	P.M.	

EASTWARD

181

FIRST CLASS							
	●8328 Sunday Only	†●956 Daily Ex. Sat. & Sun.	●9040 Sunday Only	●Y615 Sunday Only	†●618 Daily Ex. Sat. & Sun.	●9540 Sat. & Sunday Only	●Y281 Daily
	P.M.	P.M.	P.M.	P.M.	P.M.	P.M.	P.M.
.....	S 8.45
.....	8.50
.....	S 8.54
.....
.....	S 9.02
.....	9.03
.....
.....
.....	9.11
.....	S 9.13
.....	MU	MU	MU
.....	9.19
.....
.....
.....	S 9.00	S 9.00	S 9.16	S 9.16
.....	9.05	9.05
.....	S 9.10	S 9.10	S 9.20	S 9.20
.....	S 9.23	S 9.23
.....	S 9.26	S 9.26
.....	9.19	9.19	S 9.30	S 9.30
.....	S 9.32	S 9.32
.....	S 9.34	S 9.34
.....	S 9.37	S 9.37
.....	9.24	9.24	S *9.40	S *9.40
.....	9.26	9.26	9.28	9.42	9.42	9.45
.....
.....	S 9.45	S 9.45
.....
.....
.....	*9.26	9.34	9.34	9.36	*9.51	*9.51	9.53
.....	D 9.29	S 9.37	D 9.39	D 9.54	D 9.54	D 9.56
.....	S 9.42	S 9.48	S 9.48	S 9.50	S 10.05	S 10.05	S 10.06
	P.M.	P.M.	P.M.	P.M.	P.M.	P.M.	P.M.
.....	Will Run Nov. 27 Dec. 25 Jan. 1 Feb. 23	Will Run Nov. 27 Dec. 25 Jan. 1 Feb. 23	Will Run Nov. 27 Dec. 25 Jan. 1 Feb. 23	Will Run Nov. 27 Dec. 25 Jan. 1 Feb. 23

**CROTON NORTH STATION AND WHITE PLAINS NORTH STATION
TO GRAND CENTRAL TERMINAL**

182

STATIONS	FIRST CLASS				
	†●824 Daily Ex. Sat. & Sun.	†●772 Daily Ex. Sat. & Sun.	●74 Daily	●8760 Sat. & Sunday Only	
LEAVE	P.M.	P.M.	P.M.	P.M.	
CROTON NO. STATION....	S *9.02	*9.05	9.18	S *9.05
CROTON-HARMON	S 9.05	S 9.10	D 9.20	S 9.10
			9.25	
OSSINING		S 9.14		S 9.14
SCARBOROUGH.....		S 9.16		S 9.16
PHILIPSE MANOR				FF 9.19
TARRYTOWN.....		S 9.22		S 9.22
OW		9.23	9.35	9.23
IRVINGTON		S 9.26		S 9.26
ARDSLEY-ON-HUDSON		S 9.28		FF 9.28
DOBBS FERRY		S 9.31		S 9.31
HASTINGS-ON-HUDSON....		S 9.34		S 9.34
GREYSTONE
GLENWOOD		S 9.38	9.44	S 9.38
YONKERS.....		S 9.41		S 9.41
LUDLOW.....		S 9.44		S 9.44
MOUNT ST. VINCENT	RDC	MU		MU
RIVERDALE				FF 9.46
SPUYTEN DUYVIL.....		9.48	9.50	S 9.49
MARBLE HILL		*9.49		S *9.51
UNIVERSITY HEIGHTS				S 9.53
MORRIS HEIGHTS.....				FF 9.55
HIGH BRIDGE				FF 9.56
WHITE PLAINS NO. STA.
WHITE PLAINS	H			
HARTSDALE	A			
SCARSDALE	R			
CRESTWOOD	L			
TUCKAHOE	E			
BRONXVILLE	M			
FLEETWOOD.....				
MOUNT VERNON.....				
WAKEFIELD.....	B			
WOODLAWN
WILLIAMS BRIDGE	R			
BOTANICAL GARDEN	A			
FORDHAM	N			
183rd STREET.....	C			
TREMONT	H			
MORRISANIA
MELROSE.....				
MOTT HAVEN JCT. (MO)		*9.56	9.57	*9.59
138th STREET.....				
125th STREET.....		D 9.59		S 10.01
G.C.T. { LOWER LEVEL		S 10.10	S 10.10	S 10.15
{ UPPER LEVEL				
ARRIVE	P.M.	P.M.	P.M.	P.M.	
				Will Run Nov. 27 Dec. 25 Jan. 1 Feb. 23	

EASTWARD

183

[illegible]

**CROTON NORTH STATION AND WHITE PLAINS NORTH STATION
TO GRAND CENTRAL TERMINAL**

184

STATIONS	FIRST CLASS				
	10776	8764	9644	Y283	
	Daily Ex. Sat. & Sun.	Sat. & Sunday Only	Sat. & Sunday Only	Daily	
LEAVE	P.M.	P.M.	P.M.	P.M.	
CROTON NO. STATION....	S * 10.05	*10.05
CROTON-HARMON	S 10.10	S 10.10
OSSINING	S 10.14	S 10.14	FROM
SCARBOROUGH.....	S 10.16	S 10.16	NO.
PHILIPSE MANOR			9643
TARRYTOWN.....	S 10.22	S 10.22
OW	10.23	10.23
IRVINGTON	S 10.26	S 10.26
ARDSLEY-ON-HUDSON
DOBBS FERRY	S 10.31	S 10.31
HASTINGS-ON-HUDSON....	S 10.34	S 10.34
GREYSTONE
GLENWOOD	S 10.38	S 10.38
YONKERS.....	S 10.41	S 10.41
LUDLOW.....	S 10.44	S 10.44
MOUNT ST. VINCENT	MU	MU	MU	MU
RIVERDALE
SPUYTEN DUYVIL.....	10.49	10.48
MARBLE HILL		S *10.50
UNIVERSITY HEIGHTS
MORRIS HEIGHTS.....		
HIGH BRIDGE
WHITE PLAINS NO. STA.
WHITE PLAINS	H	
HARTSDALE	A	
SCARSDALE	R	
CRESTWOOD	L	
TUCKAHOE	E	
BRONXVILLE	M	
FLEETWOOD.....		
MOUNT VERNON.....			S *10.42
WAKEFIELD.....			
WOODLAWN	B		S 10.44	10.51
WILLIAMS BRIDGE	R		S 10.46
BOTANICAL GARDEN	A		S 10.48
FORDHAM	N		S 10.50
183rd STREET.....	C		
TREMONT	H		S 10.53
MORRISANIA
MELROSE.....			S 10.56
MOTT HAVEN JCT. (MO)	*10.56	*10.56	*10.58	10.59
138th STREET.....			
125th STREET.....	D 10.59	D 10.59	S 11.01	D 11.02
G.C.T. { LOWER LEVEL				
{ UPPER LEVEL	S 11.10	S 11.10	S 11.12	S 11.12
ARRIVE	P.M.	P.M.	P.M.	P.M.	
		Will Run Nov. 27 Dec. 25 Jan. 1 Feb. 23	Will Run Nov. 27 Dec. 25 Jan. 1 Feb. 23		

EASTWARD

185

FIRST CLASS							
	†●620 Daily Ex. Sat. & Sun.	†●472 Daily Ex. Sat. & Sun.	●8834 Sat. & Sunday Only	●8334 Sat. & Sunday Only	†●964 Daily Ex. Sat. & Sun.	●9046 Sunday Only	†●622 Daily Ex. Sat. & Sun.
	P.M.	P.M.	P.M.	P.M.	P.M.	P.M.	P.M.
.....	°10.42	10.42
.....	S 10.45	S 10.50
.....
.....	FROM	S 10.54
.....	NO.
.....	473
.....	S 11.02
.....	11.03
.....
.....
.....	°10.47	11.11
.....	S 10.50	S 11.13
.....	S 10.52	RDC
.....	MU	FF10.54	RDC	MU	MU	MU
.....	S 10.56
.....	S 10.58	11.19
.....	S°11.00
.....	S 11.02
.....	FF11.04
.....	FF11.06
.....	S 10.16	S 11.00	S 11.00	S 11.16
.....	11.05	11.05
.....	S 10.20	S 11.10	S 11.10	S 11.20
.....	S 10.23	S 11.23
.....	S 10.26	S 11.26
.....	S 10.30	11.19	11.19	S 11.30
.....	S 10.32	S 11.32
.....	S 10.34	S 11.34
.....	S 10.37	S 11.37
.....	S°10.40	11.24	11.24	S°11.40
.....	S 10.41
.....	S 10.43	MU	11.26	11.26	11.42
.....	S 10.46
.....	S 10.49
.....	S 10.51	S 11.45
.....	S 10.54
.....	S 10.56
.....	S 10.58
.....	°11.00	°11.09	°11.26	11.34	11.34	11.50
.....	S 11.03	S 11.12	D 11.29	D 11.37	D 11.37	D 11.53
.....	S 11.15	S 11.23	S 11.42	S 11.48	S 11.48	S 12.05
	P.M.	P.M.	P.M.	P.M.	P.M.	P.M.	A.M.
			Will Run Nov. 27 Dec. 25 Jan. 1 Feb. 23	Will Run Nov. 27 Dec. 25 Jan. 1 Feb. 23		Will Run Nov. 27 Dec. 25 Jan. 1 Feb. 23	

**CROTON NORTH STATION AND WHITE PLAINS NORTH STATION
TO GRAND CENTRAL TERMINAL**

186

STATIONS	FIRST CLASS				
	●9546 Sat. & Sunday Only	†●896 Daily Ex. Sat. & Sun	†●778 Daily Ex. Sat. & Sun.	●Y285 Daily	
LEAVE	P.M.	P.M.	P.M.	P.M.	
CROTON NO. STATION....		11.02	S *11.06		
CROTON-HARMON		S 11.05	S 11.10		
OSSINING			S 11.14		
SCARBOROUGH.....			S 11.16		
PHILIPSE MANOR			S 11.19		
TARRYTOWN.....			S 11.22		
OW			11.23		
IRVINGTON			S 11.26		
ARDSLEY-ON-HUDSON			S 11.28		
DOBBS FERRY			S 11.31		
HASTINGS-ON-HUDSON...			S 11.34		
GREYSTONE					
GLENWOOD			S 11.38		
YONKERS.....			S 11.41		
LUDLOW.....			S 11.44		
MOUNT ST. VINCENT	MU	RDC	MU	MU	
RIVERDALE					
SPUYTEN DUYVIL.....			11.49		
MARBLE HILL					
UNIVERSITY HEIGHTS					
MORRIS HEIGHTS.....					
HIGH BRIDGE					
WHITE PLAINS NO. STA.	S	11.16			
WHITE PLAINS	H S	11.20			
HARTSDALE	A S	11.23			
SCARSDALE	R S	11.26			
CRESTWOOD	L S	11.30			
TUCKAHOE	E S	11.32			
BRONXVILLE	M S	11.34			
FLEETWOOD.....	B S	11.37			
MOUNT VERNON.....	R S	*11.40			
WAKEFIELD.....	A				
WOODLAWN	B	11.42		11.50	
WILLIAMS BRIDGE	R				
BOTANICAL GARDEN	A				
FORDHAM	N S	11.45			
183rd STREET.....	C				
TREMONT	H				
MORRISANIA					
MELROSE.....					
MOTT HAVEN JCT. (MO)		11.50	*11.56	11.58	
138th STREET.....			D 11.57		
125th STREET.....	D	11.53	D 11.59	D 12.01	
G.C.T. { LOWER LEVEL					
{ UPPER LEVEL	S	12.05	S 12.10	S 12.11	
ARRIVE	A.M.	P.M.	A.M.	A.M.	
	Will Run Nov. 27 Dec. 25 Jan. 1 Feb. 23				

EASTWARD

187

FIRST CLASS							
	●8770 Sat. & Sunday Only	†●474 Daily Ex. Sat. & Sun.					
	P.M.	P.M.					
.....	S *11.05
.....	S 11.10
.....	S 11.14	FROM
.....	S 11.16	NO.
.....	FF11.19	475
.....	S 11.22
.....	11.23
.....	S 11.26
.....	FF11.28
.....	S 11.31
.....	S 11.34
.....	FF11.36
.....	S 11.38	*11.47
.....	S 11.41	S 11.50
.....	S 11.44	S 11.52
.....	FF11.45	FF11.54
.....	FF11.46	S 11.56
.....	S 11.49	S 11.58
.....	S *11.51	S *12.00
.....	S 11.53	S 12.02
.....	FF11.55	FF12.04
.....	FF11.56	FF12.06
.....
.....
.....
.....
.....	MU	MU
.....
.....
.....
.....	*11.59	*12.09
.....	S 12.01	S 12.12
.....	S 12.15	S 12.23
.....	A.M.	A.M.
.....	Will Run Nov. 27 Dec. 25 Jan. 1 Feb. 23

ALBANY – RENSSELAER TO CROTON NORTH STATION

188

STATIONS	FIRST CLASS				
	64 Daily	†●890 Daily Ex. Sat. & Sun.	†●860 Daily Ex. Sat. & Sun.	●8802 Saturday Only	
LEAVE	A.M.	A.M.	A.M.	A.M.	
ALBANY – RENSSELAER	4.30
STUYVESANT	4.48
HUDSON	4.57
GERMANTOWN		RDC	RDC	RDC
BARRYTOWN	5.14
RHINECLIFF
POUGHKEEPSIE	5.32	S 5.35	S 5.50
NEW HAMBURG	FF 5.59
CHELSEA	FROM
BEACON	5.45	S 5.51	NO,	S 6.05
COLD SPRING		S 5.59	359
GARRISON
MANITOU	FF 6.21
PEEKSKILL	6.05	B 6.14	S *6.11	S *6.25
MONTROSE	S 6.17	FF 6.29
CRUGERS	FF 6.20	FF 6.32
OSCAWANA	FF 6.39
CROTON NO. STATION	6.15	6.25	S 6.26	6.42
CROTON-HARMON	6.17	6.28	6.30	6.45
GRAND CEN. TERM.	7.10
ARRIVE	A.M.	A.M.	A.M.	A.M.	

Time shown at Albany – Rensselaer. Croton-Harmon and Grand Central Terminal is for information only.

EASTWARD

189

FIRST CLASS							
	10892	10862	10834	10836	10864	08804	10838
	Daily Ex. Sat. & Sun.	Daily Ex. Sat. & Sun.	Daily Ex. Sat. & Sun.	Daily Ex. Sat. & Sun.	Daily Ex. Sat. & Sun.	Sat. & Sunday Only	Daily Ex. Sat. & Sun.
	A.M.	A.M.	A.M.	A.M.	A.M.	A.M.	A.M.
	RDC	RDC			RDC	RDC	RDC
	S 6.02		S 6.22	S 6.41		S 6.50	S 7.20
			FF 6.31				
		FROM			FROM		FF 7.31
	S 6.18	NO.	S 6.39	S 6.58	NO.	S 7.05	S 7.37
	S 6.26	365	S 6.47	S 7.06	367	FF 7.12	S 7.45
	FF 6.30		S 6.51	S 7.11		FF 7.16	S 7.49
			FF 6.55				
	B 6.41	S *6.38	S *6.58	S 7.25	*7.24	S *7.25	7.59
		S 6.44	FF 7.08		S 7.30	FF 7.29	
		S 6.47	FF 7.11		S 7.33	FF 7.32	
		FF 6.51			FF 7.36		
	6.52	S 6.53	7.22	7.38	7.40	7.42	8.09
	6.55	6.57	7.25	7.41	7.43	7.45	8.12
			8.18	8.41			
	A.M.	A.M.	A.M.	A.M.	A.M.	A.M.	A.M.
						Will Run Nov. 27 Dec. 25 Jan. 1 Feb. 23	

ALBANY – RENSSELAER TO CROTON NORTH STATION

190

STATIONS	FIRST CLASS				
	1868	8806	1850	1870	
	Daily Ex. Sat. & Sun.	Saturday Only	Daily Ex. Sat. & Sun.	Daily Ex. Sat. & Sun.	
LEAVE	A.M.	A.M.	A.M.	A.M.	
ALBANY – RENSSELAER
STUYVESANT
HUDSON
GERMANTOWN	RDC	RDC	RDC	RDC
BARRYTOWN
RHINECLIFF
POUGHKEEPSIE	S 7.50	S 8.11
NEW HAMBURG	FF 8.20
CHELSEA	FROM	FROM
BEACON	NO.	S 8.05	NO.	S 8.28
COLD SPRING	363	FF 8.12	381	S 8.36
GARRISON	FF 8.16	S 8.40
MANITOU	FF 8.20	FF 8.44
PEEKSKILL	S 7.52	S 8.25	S 8.44	B 8.51
MONTROSE	FF 7.59	FF 8.29	S 8.50
CRUGERS	S 8.03	FF 8.32	S 8.53
OSCAWANA
CROTON NO. STATION	S 8.09	8.42	S 8.59	9.02
CROTON-HARMON	8.14	8.45	9.03	9.05
GRAND CEN. TERM.
ARRIVE	A.M.	A.M.	A.M.	A.M.	

Time shown at Albany – Rensselaer, Croton-Harmon and Grand Central Terminal is for information only.

EASTWARD

191

FIRST CLASS							
	●62 Daily	†●894 Daily Ex. Sat. & Sun.	†●808 Daily Ex. Sat. & Sun.	●8308 Saturday Only	●8810 Sunday Only	●6 Daily	●80 Daily
						Mail & Express	
	A.M.	A.M.	A.M.	A.M.	A.M.	A.M.	A.M.
.....	7.30	9.10	9.30
.....	7.48	9.28	9.47
.....	7.57	9.38	S 9.55
.....		RDC	RDC	RDC
.....	8.14	9.54	10.05
.....		S 10.10
.....	B 8.35	S 9.45	S 9.50	S 9.50	10.12	10.35
.....	FF 9.59	FF 9.59
.....	FROM
.....	8.48	S 10.02	NO.	S 10.05	S 10.05	10.24	10.48
.....	813	FF10.12	FF10.12
.....	FF10.16	FF10.16
.....	9.08	10.22	S *10.17	S *10.25	S *10.25	10.43	11.08
.....	FF10.23	FF10.29	FF10.29
.....	S 10.26	FF10.32	FF10.32
.....	9.18	10.32	S 10.32	10.42	10.42	10.53	11.18
.....	9.20	10.35	10.37	10.45	10.45	10.55	11.20
.....	10.10	11.42	12.10
	A.M.	A.M.	A.M.	A.M.	A.M.	A.M.	P.M.
					Will Run Nov. 27 Dec. 25 Jan. 1 Feb. 23		

ALBANY – RENSSELAER TO CROTON NORTH STATION

192

STATIONS	FIRST CLASS				
	8814 Sat. & Sunday Only	●70 Daily	†●810 Daily Ex. Sat. & Sun.	●8818 Sat. & Sunday Only	
LEAVE	A.M.	A.M.	P.M.	P.M.	
ALBANY – RENSSELAER	11.30
STUYVESANT	11.48
HUDSON	11.57
GERMANTOWN	RDC	RDC	RDC
BARRYTOWN	12.14
RHINECLIFF
POUGHKEEPSIE	S 11.50	B 12.35	S 12.34	S 1.50
NEW HAMBURG	FF12.44	FF 1.59
CHELSEA
BEACON	S 12.05	12.48	S 12.52	S 2.05
COLD SPRING	FF12.12	S 1.00	FF 2.12
GARRISON	FF12.16	S 1.04	FF 2.16
MANITOU
PEEKSKILL	S °12.25	1.08	S °1.16	S °2.25
MONTROSE	FF12.29	S 1.21	FF 2.29
CRUGERS	FF12.32	S 1.24	FF 2.32
OSCAWANA
CROTON NO. STATION	12.42	1.18	S 1.30	2.42
CROTON-HARMON	12.45	1.20	1.35	2.45
GRAND CEN. TERM.	2.10
ARRIVE	P.M.	P.M.	P.M.	P.M.	
	Will Run Nov. 27 Dec. 25 Jan. 1 Feb. 23			Will Run Nov. 27 Dec. 25 Jan. 1 Feb. 23	

Time shown at Albany – Rensselaer, Croton-Harmon and Grand Central Terminal is for information only.

EASTWARD

193

FIRST CLASS							
	†●814 Daily Ex. Sat. & Sun.	†●812 Daily Ex. Sat. & Sun.	●82 Daily	†●816 Daily Ex. Sat. & Sun.	●8822 Sat. & Sunday Only	†●818 Daily Ex. Sat. & Sun.	†374 Daily Ex. Sat. & Sun.
							Dead Head
	P.M.	P.M.	P.M.	P.M.	P.M.	P.M.	P.M.
.....	1.30
.....	1.48
.....	S 1.55
.....	RDC	RDC	RDC	RDC	RDC	RDC
.....	2.17
.....	S 2.10	2.32	S 3.35	S 3.50
.....	S 3.45
.....	FROM	FROM	FROM
.....	S 2.25	NO.	2.45	S 3.53	S 4.05	NO.	NO.
.....	823	S 4.01	FF 4.12	815	865
.....	S 4.05	FF 4.16
.....	FF 4.09
.....	S 2.45	S *2.46	3.05	S *4.16	S *4.25	S *4.46	5.00
.....	S 2.52	S 4.22	FF 4.29	S 4.53
.....	S 2.55	S 4.25	FF 4.32	S 4.56
.....
.....	2.57	S 3.01	3.15	4.32	4.42	S 5.02	5.10
.....	3.00	3.04	3.17	4.35	4.45	5.05	5.13
.....	4.10
	P.M.	P.M.	P.M.	P.M.	P.M.	P.M.	P.M.
					Will Run Nov. 27 Dec. 25 Jan. 1 Feb. 23		

ALBANY – RENSSELAER TO CROTON NORTH STATION

194

STATIONS	FIRST CLASS				
	●72 Daily	‡376 Daily Ex. Sat. & Sun.	●8826 Sat. & Sunday Only	‡378 Daily Ex. Sat. & Sun.	
		Dead Head		Dead Head	
LEAVE	P.M.	P.M.	P.M.	P.M.	
ALBANY – RENSSELAER	3.30
STUYVESANT	3.48
HUDSON	3.57
GERMANTOWN		RDC	RDC	RDC
BARRYTOWN	4.05
RHINECLIFF	S 4.10
POUGHKEEPSIE	4.35	S 5.50
NEW HAMBURG	FF 5.59
CHELSEA	FROM	FROM
BEACON	4.48	NO.	S 6.05	NO.
COLD SPRING	869	FF 6.12	873
GARRISON	FF 6.16
MANITOU
PEEKSKILL	5.08	6.13	S *6.25	7.00
MONTROSE	FF 6.29
CRUGERS	FF 6.32
OSCAWANA
CROTON NO. STATION	5.18	6.23	6.42	7.10
CROTON-HARMON	5.20	6.26	6.45	7.13
GRAND CEN. TERM.	6.10
ARRIVE	P.M.	P.M.	P.M.	P.M.	

Will Run
Nov. 27
Dec. 25
Jan. 1
Feb. 23

Time shown at Albany – Rensselaer. Croton-Harmon and Grand Central Terminal is for information only.

EASTWARD

195

FIRST CLASS							
	●84		‡●858 Daily Ex. Sat. & Sun.	‡380 Daily Ex. Sat. & Sun.	●3082 Saturday Only	●8830 Saturday Only	●8328 Sunday Only
	Daily			Dead Head	Dead Head		
	P.M.		P.M.	P.M.	P.M.	P.M.	P.M.
	5.30						
	5.48						
	5.57						
			RDC	RDC	RDC	RDC	RDC
	6.05						
	S 6.10						
	B 6.35		S 7.15			S 7.50	S 7.50
				FROM	FROM		
	6.48		S 7.30	NO.	NO.	S 8.05	S 8.05
				875	8081	FF 8.12	FF 8.12
						FF 8.16	FF 8.16
	7.08		S 7.50	7.58	8.12	S *8.25	S *8.25
						FF 8.29	FF 8.29
						FF 8.32	FF 8.32
	7.18		8.02	8.10	8.22	8.42	8.42
	7.20		8.05	8.13	8.25	8.45	8.45
	8.10						9.42
	P.M.		P.M.	P.M.	P.M.	P.M.	P.M.
							Will Run Nov. 27 Dec. 25 Jan. 1 Feb. 23

ALBANY – RENSSELAER TO CROTON NORTH STATION

196

190

STATIONS	FIRST CLASS				
	†●824 Daily Ex. Sat. & Sun.	●74 Daily	●8834 Sat. & Sunday Only	†●896 Daily Ex. Sat. & Sun.	
LEAVE	P.M.	P.M.	P.M.	P.M.	
ALBANY – RENSSELAER	7.30
STUYVESANT	7.48
HUDSON	S 7.55
GERMANTOWN	RDC	RDC	RDC
BARRYTOWN	8.17
RHINECLIFF
POUGHKEEPSIE	S 8.15	B 8.35	S 9.50	S 10.15
NEW HAMBURG	FF 9.59
CHELSEA
BEACON	S 8.30	8.48	S 10.05	S 10.30
COLD SPRING	FF 10.12
GARRISON	FF 10.16
MANITOU	FF 10.21
PEEKSKILL	S 8.50	9.08	S 10.25	S 10.50
MONTROSE	FF 10.29
CRUGERS	FF 10.32
OSCAWANA	FF 10.39
CROTON NO. STATION	S 9.02	9.18	10.42	11.02
CROTON-HARMON	9.05	9.20	10.45	11.05
GRAND CEN. TERM.	10.10
ARRIVE	P.M.	P.M.	P.M.	P.M.	
			Will Run Nov. 27 Dec. 25 Jan. 1 Feb. 23		

Time shown at Albany – Rensselaer. Croton-Harmon and Grand Central Terminal is for information only.

EASTWARD

197

FIRST CLASS[illegible]

CHATHAM TO WHITE PLAINS NORTH STATION

198

STATIONS	FIRST CLASS				
	†●900 Daily Ex. Sat. & Sun.	†●902 Daily Ex. Sat. & Sun.	●9004 Sat. & Sunday Only	†●974 Daily Ex. Sat. & Sun.	
LEAVE	A.M.	A.M.	A.M.	A.M.	
CHATHAM (N'Eastern Reg.)
GHENT
PHILMONT
CRARYVILLE	FROM
HILLSDALE	NO.
COPAKE FALLS	317
MILLERTON
AMENIA	RDC	RDC
WASSAIC
STATE SCHOOL
DOVER PLAINS.....
WINGDALE
STATE HOSPITAL
PAWLING	S 6.21
PATTERSON.....	S 6.27
PUTNAM JCT.	5.34	5.55	6.05	6.37
BREWSTER.....	S 5.39	S 6.05	S 6.15	S 6.40
CROTON FALLS	S 5.45	S 6.11	S 6.20
PURDY'S.....	S 5.48	S 6.14	S 6.22
GOLDEN'S BRIDGE	S 5.52	S 6.19	S 6.25
KATONAH.....	S 5.57	S 6.24	S 6.30
BEDFORD HILLS	S 6.01	S 6.28	S 6.33
MOUNT KISCO	S 6.05	S 6.33	S 6.37
CHAPPAQUA	S 6.12	S 6.39	S 6.42
PLEASANTVILLE.....	S 6.17	S 6.43	S 6.47
THORNWOOD	S 6.19	S 6.49
HAWTHORNE	S 6.22	S 6.48	S 6.52
MOUNT PLEASANT	FF 6.24	FF 6.53
KENSICO CEMETERY	FF 6.26	FF 6.55
VALHALLA	S 6.28	S 6.53	S 6.57
WHITE PLAINS NO. STA.	S 6.33	S 6.58	S 7.00
GRAND CEN. TERM.	7.17	7.43	7.48
ARRIVE	A.M.	A.M.	A.M.	A.M.	

Will Run
Nov. 27
Dec. 25
Jan. 1
Feb. 23

Time shown at Grand Central Terminal and Chatham is for information only.

EASTWARD

199

[illegible]

CHATHAM TO WHITE PLAINS NORTH STATION

200

STATIONS	FIRST CLASS				
	1914	1976	9012	1916	
	Daily Ex. Sat. & Sun.	Daily Ex. Sat. & Sun.	Saturday Only	Daily Ex. Sat. & Sun.	
LEAVE	A.M.	A.M.	A.M.	A.M.	
CHATHAM (N'Eastern Reg.)					
GHENT					
PHILMONT					
CRARYVILLE	FROM	FROM			
HILLSDALE	NO.	NO.			
COPAKE FALLS	329	319			
MILLERTON					
AMENIA		RDC			
WASSAIC					
STATE SCHOOL					
DOVER PLAINS		S 7.17			
WINGDALE		S 7.28			
STATE HOSPITAL		S 7.30			
PAWLING		S 7.38			
PATTERSON		S 7.44			
PUTNAM JCT.		7.54	8.05	7.51	
BREWSTER		S 7.57	S 8.15	S 8.01	
CROTON FALLS			S 8.20	S 8.07	
PURDY'S			S 8.22	S 8.10	
GOLDEN'S BRIDGE			S 8.25	S 8.15	
KATONAH	S 7.55		S 8.30	S 8.20	
BEDFORD HILLS			S 8.33	S 8.24	
MOUNT KISCO	S 8.05		S 8.37	S 8.29	
CHAPPAQUA	S 8.11		S 8.42	S 8.35	
PLEASANTVILLE	S 8.15		S 8.47	S 8.39	
THORNWOOD			S 8.49		
HAWTHORNE	S 8.20		S 8.52		
MOUNT PLEASANT			FF 8.53		
KENSICO CEMETERY			FF 8.54		
VALHALLA			S 8.57		
WHITE PLAINS NO. STA.	S 8.28		S 9.00	S 8.48	
GRAND CEN. TERM.	9.14		9.48	9.31	
ARRIVE	A.M.	A.M.	A.M.	A.M.	

Time shown at Grand Central Terminal and Chatham is for information only.

EASTWARD

201

FIRST CLASS							
	†●918 Daily Ex. Sat. & Sun.	†●922 Daily Ex. Sat. & Sun.	●9014 R-22 Sat. & Sunday Only	†●924 Daily Ex. Sat. & Sun.	●9016 Saturday Only	●9018 Sat. & Sunday Only	†●928 Daily Ex. Sat. & Sun.
	A.M.	A.M.	A.M.	A.M.	A.M.	A.M.	A.M.
		7.00	7.00				
		7.06	7.06				
		S 7.19	S 7.19				
		S 7.30	S 7.30				
		S 7.36	S 7.36				
		S 7.43	S 7.43				
		S 7.59	S 7.59				
		S 8.14	S 8.14		RDC		RDC
		FF 8.21	FF 8.21				
		FF 8.26	FF 8.26				
		S 8.32	S 8.32				
		S 8.42	S 8.42				
		FF 8.44	FF 8.44				
		S 8.52	S 8.52				
		S 8.58	S 8.58				
	8.28	9.13	9.13	10.05	10.10	11.05	11.10
	S 8.38	S 9.15	S 9.15	S 10.15	S 10.15	S 11.15	S 11.15
	S 8.44	FF 9.20				FF 11.20	
	S 8.47			FF 10.22		FF 11.22	
	S 8.52					FF 11.25	FF 11.25
	S 8.57	S 9.30	S 9.30	S 10.30	S 10.30	S 11.30	S 11.30
	S 9.01	FF 9.33				FF 11.33	
	S 9.06	S 9.37	S 9.37	S 10.37	S 10.37	S 11.37	S 11.37
	S 9.13	S 9.42	S 9.42	S 10.42	S 10.42	S 11.42	S 11.42
	S 9.17	S 9.47	S 9.47	S 10.47	S 10.47	S 11.47	S 11.47
	S 9.20			FF 10.49		FF 11.49	
	S 9.23	S 9.52	S 9.52	S 10.52	S 10.52	S 11.52	S 11.52
	FF 9.25						
	FF 9.27						
	S 9.30					FF 11.57	FF 11.57
	S 9.33	S 10.00	S 10.00	S 11.00	S 11.00	S 12.00	S 12.00
	10.19	10.48	10.48	11.48	11.48	12.48	12.48
	A.M.	A.M.	A.M.	A.M.	A.M.	P.M.	P.M.
			Will Run Nov. 27 Dec. 25 Jan. 1 Feb. 23			Will Run Nov. 27 Dec. 25 Jan. 1 Feb. 23	

CHATHAM TO WHITE PLAINS NORTH STATION

202

STATIONS	FIRST CLASS				
	†●984	†●934	●9220	●9020	
	Daily Ex. Sat. & Sun.	Daily Ex. Sat. & Sun.	Saturday Only	Saturday Only	
LEAVE	A.M.	P.M.	P.M.	P.M.	
CHATHAM (N'Eastern Reg.)
GHENT					
PHILMONT					
CRARYVILLE	FROM		FROM		
HILLSDALE	NO.		NO.		
COPAKE FALLS	973		9207		
MILLERTON					
AMENIA	RDC	RDC	RDC	RDC	
WASSAIC					
STATE SCHOOL					
DOVER PLAINS	S 11.35		S 11.35		
WINGDALE	S 11.44		S 11.44		
STATE HOSPITAL	FF11.46		FF11.46		
PAWLING	S 11.54		S 11.54		
PATTERSON	S 12.00		S 12.00		
PUTNAM JCT.	12.09	12.10	12.09	12.10	
BREWSTER	S 12.12	S 12.15	S 12.12	S 12.15	
CROTON FALLS		FF12.20		FF12.20	
PURDY'S					
GOLDEN'S BRIDGE					
KATONAH		S 12.30		S 12.30	
BEDFORD HILLS		FF12.33		FF12.33	
MOUNT KISCO		S 12.37		S 12.37	
CHAPPAQUA		S 12.42		S 12.42	
PLEASANTVILLE		S 12.47		S 12.47	
THORNWOOD					
HAWTHORNE		S 12.52		S 12.52	
MOUNT PLEASANT					
KENSICO CEMETERY					
VALHALLA					
WHITE PLAINS NO. STA.		S 1.00		S 1.00	
GRAND CEN. TERM.		1.48		1.48	
ARRIVE	P.M.	P.M.	P.M.	P.M.	

Time shown at Grand Central Terminal and Chatham is for information only.

EASTWARD

203

FIRST CLASS							
	●9222 Sunday Only	●9022 Sat. & Sunday Only	†●936 Daily Ex. Sat. & Sun.	†●938 Daily Ex. Sat. & Sun.	●9026 Sat. & Sunday Only	†●940 Daily Ex. Sat. & Sun.	†●982 R-29 Daily Ex. Sat. & Sun.
	P.M.	P.M.	P.M.	P.M.	P.M.	P.M.	P.M.
.....
.....
.....	FROM	FROM
.....	NO.	NO.
.....	3221	975
.....	RDC	RDC
.....
.....	S 12.34	S 3.35
.....	S 12.43	S 3.45
.....	FF12.45	S 3.47
.....	S 12.53	S 3.57
.....	S 12.59	S 4.03
.....	1.08	1.05	1.05	2.05	3.05	3.05	4.13
.....	S 1.11	S 1.15	S 1.15	S 2.15	S 3.15	S 3.15	S 4.16
.....	FF 1.20	FF 3.20	FF 3.20
.....	FF 1.22	FF 1.22	FF 3.22
.....	FF 1.25	FF 2.25	FF 3.25
.....	S 1.30	S 1.30	S 2.30	S 3.30	S 3.30
.....	FF 1.33	FF 3.33	FF 3.33
.....	S 1.37	S 1.37	S 2.37	S 3.37	S 3.37
.....	S 1.42	S 1.42	S 2.42	S 3.42	S 3.42
.....	S 1.47	S 1.47	S 2.47	S 3.47	S 3.47
.....	FF 1.49	FF 1.49	FF 3.49
.....	S 1.52	S 1.52	S 2.52	S 3.52	S 3.52
.....	S 3.53
.....	S 3.54
.....	FF 1.57	FF 2.57	FF 3.57
.....	S 2.00	S 2.00	S 3.00	S 4.00	S 4.00
.....	2.48	2.48	3.50	4.48	4.48
	P.M.	P.M.	P.M.	P.M.	P.M.	P.M.	P.M.
.....	Will Run Nov. 27 Dec. 25 Jan. 1 Feb. 23	Will Run Nov. 27 Dec. 25 Jan. 1 Feb. 23	Will Run Nov. 27 Dec. 25 Jan. 1 Feb. 23

CHATHAM TO WHITE PLAINS NORTH STATION

204

STATIONS	FIRST CLASS				
	10942	3220	9030	9234	
	Daily Ex. Sat. & Sun.	Sunday Only	Sunday Only	Saturday Only	
LEAVE	P.M.	P.M.	P.M.	P.M.	
CHATHAM (N'Eastern Reg.)			2.41		
GHENT			2.47		
PHILMONT			S 3.00		
CRARYVILLE		FROM	FF 3.11	FROM	
HILLSDALE		NO.	S 3.17	NO.	
COPAKE FALLS		9221	S 3.24	1233	
MILLERTON			S 3.40		
AMENIA		RDC	S 3.55	RDC	
WASSAIC			FF 4.02		
STATE SCHOOL			S 4.07		
DOVER PLAINS			S 4.13	S 4.34	
WINGDALE			S 4.23	S 4.43	
STATE HOSPITAL			S 4.28	FF 4.45	
PAWLING		4.17	S 4.37	S 4.53	
PATTERSON			S 4.43	S 4.59	
PUTNAM JCT.	4.09	4.32	4.58	5.08	
BREWSTER	S 4.19		S 5.03	S 5.11	
CROTON FALLS					
PURDY'S	FF 4.27				
GOLDEN'S BRIDGE					
KATONAH	S 4.34				
BEDFORD HILLS					
MOUNT KISCO	S 4.40				
CHAPPAQUA	S 4.46				
PLEASANTVILLE	S 4.50				
THORNWOOD	FF 4.54				
HAWTHORNE	S 4.57				
MOUNT PLEASANT					
KENSICO CEMETERY					
VALHALLA					
WHITE PLAINS NO. STA.	S 5.05		S 5.42		
GRAND CEN. TERM.	5.52		6.26		
ARRIVE	P.M.	P.M.	P.M.	P.M.	
		Will Run Nov. 27 Dec. 25 Jan. 1 Feb. 23	Will Run Nov. 27 Dec. 25 Jan. 1 Feb. 23		

Time shown at Grand Central Terminal and Chatham is for information only.

FIRST CLASS							
	†●946 Daily Ex. Sat. & Sun.	●9034 Sat. & Sunday Only	†318 Daily Ex. Sat. & Sun.	†310 Daily Ex. Sat. & Sun.	†●952 Daily Ex. Sat. & Sun.	●9036 Sunday Only	●9238 Saturday Only
			Dead Head	Dead Head			
	P.M.	P.M.	P.M.	P.M.	P.M.	P.M.	P.M.
.....
.....	FROM	FROM	FROM
.....	NO.	NO.	NO.
.....	989	939	9225
.....	RDC	RDC	RDC	RDC	RDC
.....
.....	5.17	S 6.53
.....	S 6.59
.....	5.10	5.10	5.37	6.05	6.10	7.08
.....	S 5.15	S 5.15	S 6.15	S 6.15	S 7.11
.....	FF 5.20	FF 6.20	FF 6.20
.....	FF 5.22	FF 6.22
.....	FF 5.25	FF 5.25	FF 6.25
.....	S 5.30	S 5.30	S 6.30	S 6.30
.....	FF 5.33	FF 6.33	FF 6.33
.....	S 5.37	S 5.37	6.05	S 6.37	S 6.37
.....	S 5.42	S 5.42	S 6.42	S 6.42
.....	S 5.47	S 5.47	S 6.47	S 6.47
.....	S 5.49	FF 6.49
.....	S 5.52	FF 5.52	6.13	S 6.52	S 6.52
.....	FF 6.54
.....	FF 6.56
.....	FF 5.57	FF 5.57	FF 6.57
.....	S 6.00	S 6.00	6.20	S 7.00	S 7.00
.....	6.48	6.48	7.48	7.48
	P.M.	P.M.	P.M.	P.M.	P.M.	P.M.	P.M.
		Will Run Nov. 27 Dec. 25 Jan. 1 Feb. 23				Will Run Nov. 27 Dec. 25 Jan. 1 Feb. 23	

CHATHAM TO WHITE PLAINS NORTH STATION

206

STATIONS	FIRST CLASS				
	● 9038 Sat. & Sunday Only	† ● 954 Daily Ex. Sat. & Sun.	† ● 992 Daily Ex. Sat. & Sun.	† ● 956 Daily Ex. Sat. & Sun.	
LEAVE	P.M.	P.M.	P.M.	P.M.	
CHATHAM (N' Eastern Reg.)
GHENT
PHILMONT
CRARYVILLE	FROM	FROM
HILLSDALE	NO.	NO.
COPAKE FALLS	947	981
MILLERTON
AMENIA	RDC	RDC
WASSAIC
STATE SCHOOL
DOVER PLAINS
WINGDALE
STATE HOSPITAL
PAWLING	\$ 7.52
PATTERSON	\$ 7.58
PUTNAM JCT.	7.10	8.07	8.10
BREWSTER	S 7.15	S 8.11	S 8.15
CROTON FALLS	FF 7.20
PURDY'S	FF 7.22
GOLDEN'S BRIDGE	FF 7.25
KATONAH	S 7.30	S 7.30	S 8.30
BEDFORD HILLS	FF 7.33
MOUNT KISCO	S 7.37	S 7.37	S 8.37
CHAPPAQUA	S 7.42	S 7.42	S 8.42
PLEASANTVILLE	S 7.47	S 7.47	S 8.47
THORNWOOD	FF 7.49	FF 7.49
HAWTHORNE	S 7.52	S 7.52	S 8.52
MOUNT PLEASANT
KENSICO CEMETERY
VALHALLA	FF 7.57
WHITE PLAINS NO. STA.	S 8.00	S 8.00	S 9.00
GRAND CEN. TERM.	8.48	8.48	9.48
ARRIVE	P.M.	P.M.	P.M.	P.M.	
	Will Run Nov. 27 Dec. 25 Jan. 1 Feb. 23				

Time shown at Grand Central Terminal and Chatham is for information only.

EASTWARD

207

FIRST CLASS							
	●9040 Sunday Only	●9244 Saturday Only	●9044 R-24 Sat. & Sunday Only	†●958 Daily Ex. Sat. & Sun.	†●988 Daily Ex. Sat. & Sun.	●9046 Sunday Only	†●964 Daily Ex. Sat. & Sun.
	P.M.	P.M.	P.M.	P.M.	P.M.	P.M.	P.M.
			7.00				
			7.07				
			S 7.18				
		FROM	FF 7.29		FROM		
		NO.	S 7.35		NO.		
		9233	S 7.42		983		
			S 7.58				
	RDC	RDC	S 8.13	RDC	RDC		RDC
			FF 8.25				
			S 8.31				
			S 8.41				
			FF 8.44				
		S 8.53	S 8.52		S 9.53		
		S 8.59	S 8.58		S 9.59		
	8.10	9.08	9.10	9.10	10.08	10.10	10.10
	S 8.15	S 9.11	S 9.15	S 9.15	S 10.11	S 10.15	S 10.15
			FF 9.20	FF 9.20		FF10.20	
						FF10.22	FF10.22
						FF10.25	
	S 8.30		S 9.30	S 9.30		S 10.30	S 10.30
			FF 9.33	FF 9.33		FF10.33	
	S 8.37		S 9.37	S 9.37		S 10.37	S 10.37
	S 8.42		S 9.42	S 9.42		S 10.42	S 10.42
	S 8.47		S 9.47	S 9.47		S 10.47	S 10.47
						FF10.49	FF10.49
	S 8.52		S 9.52	S 9.52		S 10.52	S 10.52
						FF10.57	
	S 9.00		S 10.00	S 10.00		S 11.00	S 11.00
	9.48		10.48	10.48		11.48	11.48
	P.M.	P.M.	P.M.	P.M.	P.M.	P.M.	P.M.
	Will Run Nov. 27 Dec. 25 Jan. 1 Feb. 23		Will Run Nov. 27 Dec. 25 Jan. 1 Feb. 23			Will Run Nov. 27 Dec. 25 Jan. 1 Feb. 23	

CHATHAM TO WHITE PLAINS NORTH STATION

208

STATIONS	FIRST CLASS				
	3240	● 9048			
	Sunday Only Dead Head	Saturday Only			
LEAVE	P.M.	P.M.			
CHATHAM (N'Eastern Reg.)					
GHENT					
PHILMONT					
CRARYVILLE	FROM				
HILLSDALE	NO.				
COPAKE FALLS	9039				
MILLERTON					
AMENIA	RDC				
WASSAIC					
STATE SCHOOL					
DOVER PLAINS	10.30				
WINGDALE					
STATE HOSPITAL					
PAWLING	10.50				
PATTERSON					
PUTNAM JCT.	11.05	11.05			
BREWSTER		S 11.15			
CROTON FALLS					
PURDY'S					
GOLDEN'S BRIDGE		FF 11.25			
KATONAH		S 11.30			
BEDFORD HILLS					
MOUNT KISCO		S 11.37			
CHAPPAQUA		S 11.42			
PLEASANTVILLE		S 11.47			
THORNWOOD					
HAWTHORNE		S 11.52			
MOUNT PLEASANT					
KENSICO CEMETERY					
VALHALLA					
WHITE PLAINS NO. STA.		S 12.00			
GRAND CEN. TERM.		12.48			
ARRIVE	P.M.	A.M.			
<div>Will Run Nov. 27 Dec. 25 Jan. 1 Feb. 23</div>					
Time shown at Grand Central Terminal and Chatham is for information only.					

EASTWARD

209

FIRST CLASS[illegible]

SHELL TO NEW YORK (PENN. STATION)

210

STATIONS	FIRST CLASS				
	177	M179	M187	171	
	Daily	Daily Ex. Sun. & Mon. Mail & Express	Daily Ex. Sun. Mail & Express	Daily	
LEAVE	A.M.	A.M.	A.M.	A.M.	
SHELL..... (Shore Line New Haven Reg.)	2.25	3.01	5.04	11.55
PELHAM BAY (Movbl. Brdg.)	2.31	3.07	5.10	12.01
MARKET	2.37	3.15	5.17	12.07
HAROLD (L.I.R.R.)	2.48	3.28	5.28	12.18
NEW YORK (Penn. Station) (New Jersey Div.)	2.55	3.35	5.35	12.25

ARRIVE	A.M.	A.M.	A.M.	P.M.	

NEW YORK (PENN. STATION) TO SHELL

STATIONS	FIRST CLASS				
		176	170	172	
		Daily	Daily	Daily	
LEAVE		A.M.	A.M.	P.M.	
NEW YORK (Penn. Station) (New Jersey Div.)	3.15	11.15	2.10
HAROLD (L.I.R.R.)	3.22	11.22	2.17
MARKET	3.32	11.32	2.27
PELHAM BAY (Movbl. Brdg.)	3.38	11.38	2.33
SHELL	3.44	11.44	2.39
(Shore Line New Haven Reg.)
ARRIVE		A.M.	A.M.	P.M.	

WESTWARD

211

FIRST CLASS							
	173	175	191				
	Daily	Daily	Daily Ex. Sun.				
	P.M.	P.M.	P.M.				
.....	2.08	4.56	10.13
.....	2.14	5.02	10.19
.....	2.21	5.08	10.25
.....	2.33	5.18	10.37
.....	2.40	5.25	10.45
.....			
	P.M.	P.M.	P.M.				

EASTWARD

FIRST CLASS							
	174	M178	M180				
	Daily	Daily Ex. Sun.	Daily Ex. Sat.				
		Mail & Express	Mail & Express				
	P.M.	P.M.	P.M.				
.....	6.00	8.30	11.25
.....	6.07	8.37	11.32
.....	6.17	9.00	11.42
.....	6.23	9.07	11.48
.....	6.29	9.13	11.54
.....			
	P.M.	P.M.	P.M.				

NEW YORK TO TRENTON

212

STATIONS	FIRST CLASS				
	†●235 Daily	†●3811 Daily Ex. Sat. & Sun.	1101 Daily	●3813 Sat. & Sunday Only	●11 Daily
					Mail & Express
LEAVE	A.M.	A.M.	A.M.	A.M.	A.M.
NEW YORK.....	S 12.05	S 12.15	S 12.35	S 1.10
HUDSON.....	12.17	12.27	12.47	1.22	12.15
NEWARK.....	S 12.21	S 12.30	S 12.50	S 1.26
SOUTH ST. (Newark).....
HUNTER.....	12.24	12.33	12.53	1.29	12.26
NORTH ELIZABETH.....	S 12.36
ELIZABETH.....	S 12.40	S 12.58	S 1.34
SOUTH ELIZABETH.....	12.28	12.42	1.00	1.36	12.36
LINDEN.....	S 12.46	S 1.40
NORTH RAHWAY.....
RAHWAY.....	S 12.50	S 1.06	S 1.44
UNION.....	12.32	12.52	1.07	1.46	12.42
AVENEL.....	P.A. & W. Br.	S 1.10
EDGAR.....	
WOODBIDGE.....		S 1.13	MU
GENASCO.....	
WC.....	N.Y. & L.B. R.R.	1.18
PERTH AMBOY.....		S 1.21
SOUTH AMBOY.....		S 1.25
COLONIA.....
ISELIN.....	S 12.56	S 1.50
METUCHEN.....	12.37	S 1.00	S 1.54	12.50
EDISON.....	S 1.04	S 1.58
NEW BRUNSWICK.....	S 12.44	S 1.08	S 2.03
COUNTY.....	12.47	1.11	2.06	12.58
JERSEY AVENUE.....
ADAMS.....
DEANS.....
MONMOUTH JCT.	12.54	1.19	2.15	1.08
PRINCETON.....	S 1.00	S 1.25	S 2.22	1.15
MILLHAM (Eastern Reg.)	1.06	1.33	2.30	1.22
TRENTON (Eastern Reg.)	S 1.10	S 1.36	S 2.33	1.27
ARRIVE	A.M.	A.M.	A.M.	A.M.	A.M.
				Will Run Nov. 27 Dec. 25 Jan. 1 Feb. 23	Leave Karny 12.01 A.M.
Time shown at Trenton and Millham is for information only.					

WESTWARD - SOUTHWARD

213

FIRST CLASS							
	†●3701 Daily Ex. Sat. & Sun.	◇177 Daily Ex. Sun.	M179 Daily Ex. Sun. & Mon.	†●3815 Daily Ex. Sun.	M187 Daily Ex. Sun.	†●1103 Daily Ex. Sat. & Sun.	†●131 Daily Ex. Sun.
			Mail & Express		Mail & Express		
	A.M.	A.M.	A.M.	A.M.	A.M.	A.M.	A.M.
		S 2.55	S 3.35		S 5.35		
	S 1.20	3.23		S 4.50		S 6.17	S 6.30
	1.32	3.35		5.02		6.29	6.42
		S 3.38					
	S 1.35	# 3.42		S 5.05		S 6.32	S 6.45
	1.38	3.45		5.08		6.35	6.48
	S 1.43			S 5.12		S 6.40	
	1.45	3.49		5.14		6.41	6.52
	S 1.48			S 5.18			
	S 1.52			S 5.22		S 6.46	
	1.53	3.53		5.24		6.48	6.56
						S 6.51	
	MU			MU		S 6.54	
						6.59	
						S 7.01	
						S 7.05	
	S 1.57			S 5.28			
	S 2.01	3.58		S 5.32			7.02
	S 2.05						
	S 2.09			S 5.40			S 7.08
		4.04		5.43			7.11
	S 2.13						
		4.11		5.52			7.18
		4.16		S 5.59			7.23
		4.22		6.07			7.29
		S 4.27		S 6.10			S 7.32
	A.M.	A.M.	A.M.	A.M.	A.M.	A.M.	A.M.
					Will Run Nov. 27 Dec. 25 Jan. 1 Feb. 23		

NEW YORK TO TRENTON

214

STATIONS	FIRST CLASS				
	†●3703 Daily Ex. Sat. & Sun.	†●3817 Daily Ex. Sat. & Sun.	†◇201 Daily Ex. Sat. & Sun.	●3853 Saturday Only	
LEAVE	A.M.	A.M.	A.M.	A.M.	
NEW YORK.....	S 6.33	S 6.55	S 7.00	S 7.00	
HUDSON.....	6.45	7.06	7.12	7.11	
NEWARK.....	S 6.48	S 7.09	S 7.15	S 7.14	
SOUTH ST. (Newark).....	S 6.50				
HUNTER.....	6.51	7.12	7.18	7.17	
NORTH ELIZABETH.....	S 6.54				
ELIZABETH.....	S 6.57	S 7.17		S 7.22	
SOUTH ELIZABETH.....	6.58	7.18	7.22	7.23	
LINDEN.....	S 7.02	S 7.22		S 7.27	
NORTH RAHWAY.....	S 7.04				
RAHWAY.....	S 7.07	S 7.26		S 7.31	
UNION.....	7.09	7.27	7.26	7.32	
AVENEL.....					
EDGAR.....	P.A. &				
WOODBIDGE.....	W. Br.	MU	MU		
GENASCO.....					
WC.....	N.Y. &				
PERTH AMBOY.....	L.B.				
SOUTH AMBOY.....	R.R.				
COLONIA.....					
ISELIN.....	S 7.13	G 7.30			
METUCHEN.....	S 7.17	S 7.33	7.31	S 7.38	
EDISON.....	S 7.20				
NEW BRUNSWICK.....	S 7.25	S 7.39		S 7.44	
COUNTY.....		7.42	7.37	7.46	
JERSEY AVENUE.....	S 7.30				
ADAMS.....					
DEANS.....					
MONMOUTH JCT.		7.49	7.45	7.53	
PRINCETON.....		S 7.55	S 7.51	S 7.58	
MILLHAM (Eastern Reg.).....		8.01	7.58	8.04	
TRENTON (Eastern Reg.).....		S 8.04	S 8.01	S 8.08	
ARRIVE	A.M.	A.M.	A.M.	A.M.	

Time shown at Trenton and Millham is for information only.

WESTWARD – SOUTHWARD

215

FIRST CLASS							
	●4241 Sunday Only	†●3607 Daily Ex. Sat. & Sun.	☒ ●101 Daily Ex. Sat. & Sun.	25 Daily	†●3705 Daily Ex. Sat. & Sun.	●3821 Saturday Only	†●3903 Daily Ex. Sat. & Sun.
	A.M.	A.M.	A.M.	A.M.	A.M.	A.M.	A.M.
.....	S 7.05	S 7.22	S 7.30	S 7.35	S 7.39	S 7.51	S 7.52
.....	7.17	7.34	7.38	7.47	7.51	8.03	8.04
.....				S 7.50			
.....	S 7.20	S 7.37	C 7.40	# 7.53	S 7.54	S 8.06	S 8.07
.....		S 7.39					S 8.09
.....	7.23	7.40		7.56	7.57	8.09	8.10
.....		S 7.43				8.12	S 8.13
.....	S 7.28	S 7.47			S 8.02	S 8.16	S 8.16
.....	7.30	7.49		8.00	8.03	8.18	8.17
.....	S 7.34	S 7.53				S 8.22	S 8.21
.....		S 7.56					S 8.23
.....	S 7.38	S 7.59			S 8.10	S 8.28	S 8.26
.....							8.27
.....	7.39	8.00	7.47	8.04	8.11	8.30	
.....		S 8.03					
.....	MU	S 8.06			MU	MU	MU
.....							
.....		8.11					
.....		S 8.14					
.....		S 8.18					
.....	S 7.43				F 8.14		
.....	S 7.47	MU		8.09	S 8.17	S 8.35	
.....	S 7.51				S 8.21	S 8.38	
.....	S 7.55				S 8.25		
.....			7.55	8.14	S 8.29	S 8.46	
.....						8.49	
.....	S 7.59				S 8.33		
.....							
.....						8.58	
.....						S 9.05	
.....			8.05	8.32		9.13	
.....			8.06	S 8.35		S 9.16	
	A.M.	A.M.	A.M.	A.M.	A.M.	A.M.	A.M.
	Will Run Nov. 27 Dec. 25 Jan. 1 Feb. 23						

NEW YORK TO TRENTON

216

STATIONS	FIRST CLASS				
	● 133 Daily	‡ ● 3819 Daily Ex. Sat. & Sun.	● 3611 Saturday Only	● 4243 Sunday Only	
LEAVE	A.M.	A.M.	A.M.	A.M.	
NEW YORK.....	S 8.00	S 8.03		S 8.15	
HUDSON.....					
NEWARK.....	S 8.16	S 8.18		S 8.30	
SOUTH ST. (Newark).....					
HUNTER.....	8.19	8.21		8.33	
NORTH ELIZABETH.....					
ELIZABETH.....				S 8.38	
SOUTH ELIZABETH.....	8.23	8.26		8.39	
LINDEN.....				S 8.43	
NORTH RAHWAY.....					
RAHWAY.....		S 8.32	S 8.32	S 8.47	
UNION.....	8.27	8.33	8.33	8.48	
AVENEL.....					
EDGAR.....	P.A. & W. Br.		S 8.36		
WOODBIDGE.....			S 8.39	MU	
GENASCO.....					
WC.....	N.Y. & L.B. R.R.		8.44		
PERTH AMBOY.....			S 8.46		
SOUTH AMBOY.....			S 8.50		
COLONIA.....					
ISELIN.....		S 8.37		S 8.52	
METUCHEN.....	8.32	S 8.41	MU	S 8.56	
EDISON.....				S 9.00	
NEW BRUNSWICK.....	R 8.36	S 8.48		S 9.04	
COUNTY.....	8.38	8.51			
JERSEY AVENUE.....				S 9.08	
ADAMS.....					
DEANS.....					
MONMOUTH JCT.	8.45	9.02			
PRINCETON.....	8.50	S 9.08			
MILLHAM (Eastern Reg.)	8.56	9.16			
TRENTON (Eastern Reg.)	S 8.59	S 9.19			
ARRIVE	A.M.	A.M.	A.M.	A.M.	
				Will Run Nov. 27 Dec. 25 Jan. 1 Feb. 23	
Time shown at Trenton and Millham is for information only.					

WESTWARD – SOUTHWARD

217

FIRST CLASS							
	C.N.J. ●5381 Sunday Only	†●3707 Daily Ex. Sat. & Sun.	■103 Daily	‡◇207 Daily Ex. Sun.	C.N.J. ●5353 Saturday Only	†●3823 Daily Ex. Sat & Sun.	‡●3907 Daily Ex. Sat & Sun.
	A.M.	A.M.	A.M.	A.M.	A.M.	A.M.	A.M.
.....	C.N.J.Yd. Harrison	S 8.23	S 8.30	S 8.33	C.N.J.Yd. Harrison	S 8.40	S 9.05
.....	8.20	8.35	8.40	8.45	8.36	8.52	9.17
.....	S 8.35	S 8.38	C 8.42	S 8.48	S 8.51	S 8.55	S 9.20
.....		S 8.41					
.....	8.38	8.42		8.51	8.54	8.58	9.23
.....		S 8.45					
.....		S 8.48		S 8.55		S 9.02	S 9.28
.....	8.44	8.50		8.57	9.00	9.04	9.29
.....		S 8.54				S 9.08	S 9.33
.....		S 8.58				S 9.12	S 9.37
.....							9.38
.....	8.52	9.03	8.52	9.02	9.07	9.13	
.....		MU				MU	MU
.....	8.58				9.14		
.....	S 9.01				S 9.17		
.....	S 9.05				S 9.21		
.....						S 9.17	
.....		S 9.11		9.07		S 9.22	
.....		S 9.18		S 9.12		S 9.29	
.....			9.00	9.15		9.32	
.....		S 9.22					
.....							
.....				9.22		9.41	
.....				9.27		S 9.46	
.....			9.15	9.34		9.54	
.....		S 9.18	S 9.37			S 9.57	
	A.M.	A.M.	A.M.	A.M.	A.M.	A.M.	A.M.
<div>Will Run</div> <div>Nov. 27</div> <div>Dec. 25</div> <div>Jan. 1</div> <div>Feb. 23</div>							

NEW YORK TO TRENTON

218

STATIONS	FIRST CLASS				
	C.N.J. ‡●5305 Daily Ex. Sat. & Sun.	‡●3709 Daily Ex. Sun	●135 Daily	‡●3911 Daily Ex. Sat. & Sun.	
LEAVE	A.M.	A.M.	A.M.	A.M.	
NEW YORK.....	C.N.J.Yd Harrisor 9.10	S 9.25	S 9.30	S 9.50	
HUDSON		9.37	9.42	10.02	
NEWARK.....	S 9.25	S 9.40	S 9.46	S 10.05	
SOUTH ST. (Newark).....					
HUNTER.....	9.28	9.43	9.49	10.08	
NORTH ELIZABETH					
ELIZABETH.....		S 9.48		S 10.13	
SOUTH ELIZABETH.....	9.33	9.49	9.53	10.15	
LINDEN.....		S 9.53		S 10.18	
NORTH RAHWAY.....					
RAHWAY		S 9.57		S 10.22	
UNION	9.39			10.24	
		9.59	9.57		
AVENEL	P.A. & W. Br.				
EDGAR					
WOODBIDGE		MU		MU	
GENASCO					
WC	N.Y. & L.B. R.R.	9.47			
PERTH AMBOY		S 9.49			
SOUTH AMBOY		S 9.54			
COLONIA					
ISELIN		S 10.04			
METUCHEN		S 10.08	10.02		
EDISON		S 10.12			
NEW BRUNSWICK		S 10.16			
COUNTY			10.08		
JERSEY AVENUE		S 10.20			
ADAMS					
DEANS					
MONMOUTH JCT.					
PRINCETON					
MILLHAM (Eastern Reg.)			10.26		
TRENTON (Eastern Reg.)			S 10.31		
ARRIVE	A.M.	A.M.	A.M.	A.M.	

Time shown at Trenton and Millham is for information only.

WESTWARD - SOUTHWARD

219

FIRST CLASS							
	●4203 Sunday Only	†●3711 Daily Ex. Sat. & Sun.	●1155 Saturday Only	●1183 Sunday Only	●137 Daily	†●3915 Daily Ex. Sat. & Sun.	†●3713 Daily Ex. Sat. & Sun.
	A.M.	A.M.	A.M.	A.M.	A.M.	A.M.	A.M.
.....	S 9.55	S 10.15	S 10.25	S 10.25	S 10.45	S 10.50	S 10.55
.....	10.07	10.27	10.37	10.37	10.59	11.02	11.07
.....							S 11.10
.....	S 10.10	S 10.30	S 10.40	S 10.40	S 11.01	S 11.05	# 11.15
.....	10.13	10.33	10.43	10.43	11.04	11.08	11.18
.....	S 10.18	S 10.38	S 10.48	S 10.48		S 11.13	S 11.23
.....	10.20	10.39	10.50	10.50	11.08	11.14	11.24
.....	S 10.24	S 10.43				S 11.18	S 11.28
.....	S 10.28	S 10.47	S 10.56	S 10.56		S 11.21	S 11.33
.....						11.22	
.....	10.29	10.48	10.58	10.58	11.12		11.35
.....							
.....		MU	S 11.03	S 11.03		MU	MU
.....			11.08	11.08			
.....			S 11.10	S 11.10			
.....			S 11.14	S 11.14			
.....	S 10.33						S 11.40
.....	S 10.36	S 10.56			11.17		S 11.45
.....		F 11.00					
.....	S 10.42	S 11.05					S 12.00
.....	10.45				11.23		
.....		S 11.09					S 12.04
.....							
.....	10.52				11.30		
.....	S 10.57				11.35		
.....	11.02				11.41		
.....	S 11.05				S 11.45		
	A.M.	A.M.	A.M.	A.M.	A.M.	A.M.	P.M.
	Will Run Nov. 27 Dec. 25 Jan. 1 Feb. 23			Will Run Nov. 27 Dec. 25 Jan. 1 Feb. 23			

NEW YORK TO TRENTON

220

STATIONS	FIRST CLASS				
	●3783 Saturday Only	●141 Daily	†●3717 Daily Ex. Sat. & Sun.	☒ ●105 Daily	
LEAVE	A.M.	A.M.	A.M.	A.M.	
NEW YORK.....	S 11.05	P 11.15	S 11.23	S 11.30	
HUDSON					11.17 11.39
NEWARK.....	S 11.20	P 11.31	S 11.38	C 11.42	
SOUTH ST. (Newark).....					
HUNTER.....	11.23	11.34	11.41	11.44	
NORTH ELIZABETH					
ELIZABETH.....	S 11.28		S 11.46		
SOUTH ELIZABETH.....	11.29	11.38	11.47		
LINDEN.....	S 11.33		S 11.51		
NORTH RAHWAY.....					
RAHWAY	S 11.37		S 11.55		
UNION.....	11.38	11.42	11.56	11.50	
AVENEL.....	P.A. & W. Br. MU				
EDGAR					
WOODBIDGE			MU		
GENASCO					
WC	N.Y. & L.B. R.R.				
PERTH AMBOY					
SOUTH AMBOY					
COLONIA					
ISELIN	S 11.42		S 12.00		
METUCHEN	S 11.46	11.47	S 12.04		
EDISON					
NEW BRUNSWICK	S 11.53		S 12.11		
COUNTY		11.53		12.00	
JERSEY AVENUE.....	S 11.57		S 12.15		
ADAMS					
DEANS					
MONMOUTH JCT.		12.00			
PRINCETON		12.05			
MILLHAM (Eastern Reg.)		12.13		12.15	
TRENTON (Eastern Reg.)		P 12.17		S 12.18	
ARRIVE	A.M.	P.M.	P.M.	P.M.	

Time shown at Trenton and Millham is for information only.

WESTWARD – SOUTHWARD

221

FIRST CLASS							
	†●3917 Daily Ex. Sat. & Sun.	●4247 Sunday Only	●211 Daily	†●3719 Daily Ex. Sat. & Sun.	●3825 Saturday Only	C.N.J. ●5357 Saturday Only	†●3919 Daily Ex. Sat. & Sun.
	A.M.	A.M.	A.M.	A.M.	A.M.	P.M.	P.M.
	S 11.40	S 11.40	S 11.45	S 11.55	S 11.55	C.N.J.Yd. Harrison	S 12.15
	11.52	11.52	11.57	12.07	12.07	12.01	12.27
	S 11.55	S 11.55	S 12.00	S 12.10	S 12.10	S 12.15	S 12.30
	11.58	11.58	12.04	12.13	12.13	12.18	12.33
	S 12.03	S 12.04		S 12.18	S 12.18		S 12.37
	12.04	12.05	12.08	12.19	12.19	12.24	12.39
	S 12.08	S 12.09		S 12.23	S 12.23		S 12.43
	S 12.12	S 12.13		S 12.27	S 12.28		S 12.47
	12.13						12.48
		12.15	12.12	12.28	12.29	12.30	
	MU	MU		MU	MU		MU
						12.38	
						S 12.41	
						S 12.45	
		S 12.20		S 12.32	S 12.35		
		S 12.24	12.17	S 12.36	S 12.39		
					S 12.43		
		S 12.31	S 12.23	S 12.43	S 12.47		
			12.26		12.50		
		S 12.35		S 12.47			
			12.33		12.59		
			S 12.39		S 1.06		
			12.47		1.14		
			S 12.50		S 1.17		
	P.M.	P.M.	P.M.	P.M.	P.M.	P.M.	P.M.
		Will Run Nov. 27 Dec. 25 Jan. 1 Feb. 23					

NEW YORK TO TRENTON

222

STATIONS	FIRST CLASS				
	‡●3721 Daily Ex. Sat. & Sun.	◇171 Daily	‡1107 Daily Ex. Sat. & Sun.	‡●3921 Daily Ex. Sat. & Sun.	‡●3827 Daily Ex. Sun.
LEAVE	P.M.	P.M.	Noon	P.M.	P.M.
NEW YORK.....	S 12.25	12.25			
HUDSON.....		12.45	S 12.00	S 12.50	S 1.05
NEWARK.....		12.57	12.12	1.02	1.17
SOUTH ST. (Newark).....	S 12.40	S 1.01	S 12.15	S 1.05	S 1.20
HUNTER.....	12.43	1.04	12.18	1.08	1.23
NORTH ELIZABETH.....	S 12.47		S 12.23	S 1.13	S 1.28
ELIZABETH.....	12.49	1.08	12.24	1.14	1.29
SOUTH ELIZABETH.....	S 12.53			S 1.18	S 1.33
LINDEN.....					
NORTH RAHWAY.....	S 12.57		G 12.29	S 1.22	S 1.37
RAHWAY.....	12.59			1.23	
UNION.....		1.13	12.31		1.38
AVENEL.....	P.A. & W. Br.				
EDGAR.....					
WOODBIDGE.....			S 12.35	MU	MU
GENASCO.....					
WC.....	N.Y. & L.B. R.R.		12.39		
PERTH AMBOY.....			S 12.41		
SOUTH AMBOY.....			S 12.45		
COLONIA.....					
ISELIN.....					S 1.42
METUCHEN.....	S 1.06	1.19			S 1.46
EDISON.....					
NEW BRUNSWICK.....	S 1.13				S 1.53
COUNTY.....		1.25			1.56
JERSEY AVENUE.....	S 1.17				
ADAMS.....		1.32			
DEANS.....		1.37			
MONMOUTH JCT.					2.05
PRINCETON.....					S 2.11
MILLHAM (Eastern Reg.)		1.43			2.19
TRENTON (Eastern Reg.)		S 1.46			S 2.22
ARRIVE	P.M.	P.M.	P.M.	P.M.	P.M.

Time shown at Trenton and Millham is for information only.

WESTWARD - SOUTHWARD

223

FIRST CLASS							
●1157 Sat. & Sunday Only	☒ ●107 Daily	●4249 Sunday Only	●1185 Sunday Only	23 Daily	‡●3725 Daily Ex. Sat. & Sun.	●3831 Saturday Only	●213 Daily
P.M.	P.M.	P.M.	P.M.	P.M.	P.M.	P.M.	P.M.
S 12.30 12.42	S 1.00 1.09	S 1.10 1.22	S 1.25 1.37	S 1.30 1.42 1.45	S 1.42 1.54	S 1.55 2.07	S 2.00 2.12
S 12.45 12.48	C 1.12 1.14	S 1.25 1.28	S 1.40 1.43	# 1.49 1.52	S 1.57 2.00	S 2.10 2.13	S 2.16 2.19
S 12.53 12.54		S 1.33 1.34 1.38	S 1.48 1.50		S 2.05 2.06 2.10	S 2.18 2.19 2.23	
G 12.59 1.01		S 1.42 1.43	S 1.56 1.57		S 2.14 2.15 2.00	S 2.27 2.28	
S 1.05		MU	S 2.02		MU	MU	
1.09 S 1.11 S 1.15			2.07 S 2.10 S 2.14				
		S 1.47 S 1.51 S 1.58 1.30				S 2.33 S 2.37 S 2.44 2.47	
		S 2.02			S 2.33		
						2.55 S 3.01	2.45 2.50
	1.45 S 1.48			2.28 S 2.31		3.09 S 3.12	2.56 S 3.00
P.M.	P.M.	P.M.	P.M.	P.M.	P.M.	P.M.	P.M.
Will Run Nov. 27 Dec. 25 Jan. 1 Feb. 23							

NEW YORK TO TRENTON

224

STATIONS	FIRST CLASS				
	●3617 Saturday Only	†●3829 Daily Ex. Sat. & Sun.	143 Daily	†●3615 Daily Ex. Sat. & Sun.	
LEAVE	P.M.	P.M.	P.M.	P.M.	
NEW YORK.....					
HUDSON		S 2.05	P 2.10	S 2.20	
NEWARK.....		2.17	2.22	2.32	
SOUTH ST. (Newark).....			P 2.26		
HUNTER		S 2.20		S 2.35	
NORTH ELIZABETH		2.23	2.29	2.38	
ELIZABETH.....		S 2.28		S 2.43	
SOUTH ELIZABETH.....		2.29	2.33	2.44	
LINDEN.....		S 2.33		S 2.48	
NORTH RAHWAY.....					
RAHWAY	S 2.30	S 2.37		S 2.52	
UNION.....	2.31	2.38	2.38	2.53	
AVENEL	S 2.33			S 2.56	
EDGAR	P.A. &				
WOODBIDGE	W. Br.	S 2.37	MU	S 3.00	
GENASCO					
WC	N.Y. &	2.41		3.04	
PERTH AMBOY	L.B.	S 2.43		S 3.06	
SOUTH AMBOY	R.R.	S 2.47		S 3.10	
COLONIA					
ISELIN		S 2.42			
METUCHEN	MU	S 2.46	2.43	MU	
EDISON					
NEW BRUNSWICK		S 2.53			
COUNTY		2.56	2.49		
JERSEY AVENUE					
ADAMS					
DEANS					
MONMOUTH JCT.		3.05	2.56		
PRINCETON		S 3.12	3.01		
MILLHAM (Eastern Reg.)		3.20	3.07		
TRENTON (Eastern Reg.)		S 3.23	P 3.12		
ARRIVE	P.M.	P.M.	P.M.	P.M.	
			First Trip Dec. 12		

Time shown at Trenton and Millham is for information only.

WESTWARD – SOUTHWARD

225

FIRST CLASS							
	●1161 Saturday Only	‡●3727 Daily Ex. Sat. & Sun.	C.N.J. ‡●5309 Daily Ex. Sat. & Sun.	143 Daily	●173 Daily	‡●3729 Daily Ex. Sat. & Sun.	●3835 Saturday Only
	P.M.	P.M.	P.M.	P.M.	P.M.	P.M.	P.M.
.....			C.N.J.Yd		2.40		
.....	S 2.20	S 2.32	Harrison	P 2.40	S 3.00	S 3.03	S 3.03
.....	2.32	2.44	2.35	2.52	3.12	3.15	3.15
.....	S 2.35	S 2.47	S 2.52	P 2.56	S 3.16	S 3.18	S 3.18
.....							
.....	2.38	2.50	2.55	2.59	3.19	3.21	3.21
.....							S 3.24
.....	S 2.43	S 2.55				S 3.26	S 3.27
.....	2.44	2.56	3.01	3.03	3.23	3.27	3.28
.....		S 3.00				S 3.31	S 3.32
.....	S 2.50	S 3.04				S 3.35	S 3.36
.....							
.....	2.52	3.05	3.08	3.08	3.27	3.36	3.37
.....							
.....	S 2.57	MU				MU	MU
.....							
.....	3.02		3.14				
.....	S 3.04		S 3.16				
.....	S 3.08		S 3.21				
.....							
.....						S 3.40	S 3.41
.....		S 3.12		3.13	3.32	S 3.44	S 3.46
.....							
.....		S 3.18				S 3.51	S 3.55
.....				3.19	3.38		3.58
.....		S 3.22				S 3.55	
.....							
.....				3.26	3.45		
.....				3.31	3.50		4.14
.....				3.37	3.56		4.22
.....				P 3.42	S 4.00		S 4.25
	P.M.	P.M.	P.M.	P.M.	P.M.	P.M.	P.M.
				Last Trip Dec. 11			

NEW YORK TO TRENTON

226

STATIONS	FIRST CLASS				
	●145 Daily	†●3833 Daily Ex. Sat. & Sun.	†●3723 Daily Ex. Sat. & Sun.	●4205 Sunday Only	
LEAVE	P.M.	P.M.	P.M.	P.M.	
NEW YORK.....	P 3.10	S 3.20	S 3.30	S 3.35	
HUDSON.....					3.22
NEWARK.....	P 3.26	S 3.35	S 3.46	S 3.50	
SOUTH ST. (Newark).....					
HUNTER.....	3.30	3.38	3.49	3.53	
NORTH ELIZABETH.....			S 3.52		
ELIZABETH.....		S 3.44	S 3.55	S 3.58	
SOUTH ELIZABETH.....	3.34	3.46	3.56	3.59	
LINDEN.....			S 4.00	S 4.03	
NORTH RAHWAY.....					
RAHWAY.....		S 3.53	S 4.04	S 4.07	
UNION.....	3.39	3.55	4.05	4.08	
AVENEL.....	P.A. & W. Br.				
EDGAR.....					
WOODBIDGE.....		MU	MU	MU	
GENASCO.....					
WC.....	N.Y. & L.B. R.R.				
PERTH AMBOY.....					
SOUTH AMBOY.....					
COLONIA.....					
ISELIN.....			S 4.09		
METUCHEN.....		S 4.02	S 4.13	S 4.16	
EDISON.....	3.44				
NEW BRUNSWICK.....		S 4.10	S 4.20	S 4.23	
COUNTY.....	3.50	4.13		4.26	
JERSEY AVENUE.....			S 4.24		
ADAMS.....					
DEANS.....					
MONMOUTH JCT.	3.56	4.22		4.35	
PRINCETON.....	4.01	S 4.28		S 4.41	
MILLHAM (Eastern Reg.)	4.08	4.37		4.49	
TRENTON (Eastern Reg.)	P 4.13	S 4.40		S 4.52	
ARRIVE	P.M.	P.M.	P.M.	P.M.	
				Will Run Nov. 27 Dec. 25 Jan. 1 Feb. 23	
Time shown at Trenton and Millham is for information only.					

WESTWARD – SOUTHWARD

227

FIRST CLASS							
	†●1111 Daily Ex. Sat. & Sun.	●1163 Saturday Only	†3837 Daily Ex. Sat. & Sun.	†●219 Daily	C.N.J. ●5387 Sunday Only	31 Daily	†●3731 Daily Ex. Sat. & Sun.
	P.M.	P.M.	P.M.	P.M.	P.M.	P.M.	P.M.
	S 3.45	S 3.45	S 3.55	S 4.00	C.N.J.Yd. Harrison	T 4.05	S 4.07
	3.57	3.57	4.07	4.12	4.05	4.17	4.19
	S 4.00	S 4.00	S 4.12	S 4.16	S 4.20	T 4.22	S 4.23
			S 4.14				
	4.03	4.03	4.15	4.19	4.23	4.25	4.26
			S 4.18				
		S 4.08	S 4.21				S 4.32
	4.07	4.09	4.23	4.23	4.29	4.29	4.34
			S 4.28				
		S 4.15	S 4.32				
	4.14	4.17	4.33	4.27	4.36	4.33	4.40
			MU				MU
	4.21	4.24			4.43		
	S 4.24	S 4.27			S 4.46		
	S 4.28	S 4.31			S 4.50		
			S 4.35				
			S 4.38				
			S 4.42	4.32		4.38	S 4.47
			S 4.46				
			S 4.50				S 4.55
			4.53	4.38		4.47	
							S 4.59
			5.01	4.44		4.54	
			S 5.09	S 4.50		4.59	
			5.17	4.57		5.05	
			S 5.20	S 5.01		T 5.10	
	P.M.	P.M.	P.M.	P.M.	P.M.	P.M.	P.M.
				Will Run Feb. 23	Will Run Nov. 27 Dec. 25 Jan. 1 Feb. 23		

NEW YORK TO TRENTON

228

STATIONS	FIRST CLASS				
	■ 109 Daily	‡ ● 3619 Daily Ex. Sat. & Sun.	● 3839 Saturday Only	C.N.J. ‡ ● 5313 Daily Ex. Sat. & Sun.	
LEAVE	P.M.	P.M.	P.M.	P.M.	
NEW YORK.....	S 4.15 4.25	S 4.20 4.32	S 4.20 4.32	C.N.J. Yd. Harrison	
HUDSON.....				S 4.24	
NEWARK.....	C 4.27	S 4.35 4.37	S 4.36 4.39	S 4.38 4.41	
SOUTH ST. (Newark).....					
HUNTER.....					
NORTH ELIZABETH.....		S 4.41	S 4.42		
ELIZABETH.....		S 4.44	S 4.45		
SOUTH ELIZABETH.....		4.46	4.47	4.47	
LINDEN.....		S 4.50	S 4.51		
NORTH RAHWAY.....					
RAHWAY.....		S 4.54	S 4.55		
UNION.....	4.37	4.55	4.57	4.54	
AVENEL.....					
EDGAR.....	P.A. & W. Br.	S 4.58			
WOODBIDGE.....		S 5.00			
GENASCO.....		S 5.02	MU		
WC.....	N.Y. & L.B. R.R.	5.07		5.00	
PERTH AMBOY.....		S 5.10		S 5.02	
SOUTH AMBOY.....		S 5.14			
COLONIA.....			S 5.01		
ISELIN.....			S 5.04		
METUCHEN.....		MU	S 5.08		
EDISON.....			S 5.12		
NEW BRUNSWICK.....			S 5.16		
COUNTY.....	4.45		5.19		
JERSEY AVENUE.....					
ADAMS.....					
DEANS.....					
MONMOUTH JCT.			5.28		
PRINCETON.....			S 5.35		
MILLHAM (Eastern Reg.)	5.00		5.43		
TRENTON (Eastern Reg.)	S 5.03		S 5.46		
ARRIVE	P.M.	P.M.	P.M.	P.M.	

Time shown at Trenton and Millham is for information only.

WESTWARD – SOUTHWARD

229

FIRST CLASS							
		†●215 Daily Ex. Sat.	●3621 Saturday Only	†●3733 Daily Ex. Sat. & Sun.	†●1115 Daily Ex. Sat. & Sun.	†●3623 Daily Ex. Sat. & Sun.	†●1117 Daily Ex. Sat. & Sun.
		P.M.	P.M.	P.M.	P.M.	P.M.	P.M.
		S 4.30		S 4.33	S 4.37	S 4.40	S 4.50
		4.42		4.45	4.49	4.52	5.02
		C 4.45		S 4.49	S 4.53	S 4.55	S 5.06
				S 4.51		4.57	
		4.48		4.52	4.58	4.58	5.09
				S 4.55		S 5.01	
				S 4.58		S 5.04	S 5.16
		4.52		5.00	5.02	5.05	5.17
				S 5.04		S 5.09	
				S 5.07			
			S 5.00	S 5.09		S 5.13	
		4.56	5.02	5.10	5.07	5.14	5.24
			S 5.05			S 5.17	
						S 5.19	
			S 5.08	MU		S 5.21	
			5.13		5.15	5.26	5.31
		S 5.15				S 5.28	
		S 5.19			S 5.21	S 5.32	S 5.37
				S 5.14			
				S 5.17			
			MU	S 5.22		MU	
				S 5.26			
				S 5.30			
				S 5.34			
		5.25					
		5.27					
		P.M.	P.M.	P.M.	P.M.	P.M.	P.M.

NEW YORK TO TRENTON

230

STATIONS	FIRST CLASS				
	●4251 Sunday Only	●3841 Saturday Only	‡●221 Daily Ex. Sat.	‡●5319 C.N.J. Daily Ex. Sat. & Sun.	☒ 111 Daily Ex. Sat. & Sun.
LEAVE	P.M.	P.M.	P.M.	P.M.	P.M.
NEW YORK.....	S 4.56	S 5.00	S 5.03	C.N.J. Yd. Harrison	S 5.00
HUDSON.....				5.06	
NEWARK.....	S 5.11	S 5.16	S 5.19	S 5.18	5.09
SOUTH ST. (Newark).....					
HUNTER.....	5.14	5.19	5.22	5.21	5.10
NORTH ELIZABETH.....	S 5.20	S 5.22			
ELIZABETH.....		S 5.25			
SOUTH ELIZABETH.....	5.22	5.27	5.26	5.27	
LINDEN.....	S 5.26	S 5.31			
NORTH RAHWAY.....					
RAHWAY.....	S 5.32	S 5.35			
UNION.....	5.34	5.36	5.30	5.33	5.17
AVENEL.....	P.A. & W. Br. MU	MU			
EDGAR.....					
WOODBIDGE.....					
GENASCO.....					
WC.....	N.Y. & L.B. R.R.			5.41	
PERTH AMBOY.....				S 5.43	
SOUTH AMBOY.....				S 5.49	
COLONIA.....					
ISELIN.....	S 5.39	S 5.40			
METUCHEN.....	S 5.43	S 5.44	5.35		
EDISON.....					
NEW BRUNSWICK.....	S 5.50	S 5.51	K 5.39		
COUNTY.....		5.54	5.41		5.25
JERSEY AVENUE.....	S 5.54				
ADAMS.....					
DEANS.....					
MONMOUTH JCT.		6.02	5.48		
PRINCETON.....		S 6.08	K 5.53		
MILLHAM (Eastern Reg.)		6.16	5.59		5.35
TRENTON (Eastern Reg.)		S 6.19	S 6.03		5.36
ARRIVE	P.M.	P.M.	P.M.	P.M.	P.M.
<div>Will Run Nov. 27 Dec. 25 Jan. 1 Feb. 23</div>					
Time shown at Trenton and Millham is for information only.					

WESTWARD – SOUTHWARD

FIRST CLASS							
	◇ 49 Daily	‡ ● 263 Daily Ex. Sat. & Sun.	C.N.J. ● 5365 Saturday Only	‡ ● 3735 Daily Ex. Sat. & Sun.	‡ ● 5321 Daily Ex. Sat. & Sun.	‡ ● 1123 Daily Ex. Sat. & Sun.	‡ ● 3627 Daily Ex. Sat. & Sun.
	P.M.	P.M.	P.M.	P.M.	P.M.	P.M.	P.M.
	T 4.55 5.07	S 5.08 5.20	C.N.J.Yd. Harrison 5.10	S 5.12 5.24	C.N.J.Yd. Harrison 5.22	S 5.17 5.29	S 5.20 5.32
	T 5.11 5.14	S 5.23 5.26	S 5.25 5.28	S 5.29 5.32	S 5.30 5.33	S 5.33 5.36	S 5.36 5.39
	5.18	S 5.34 5.36	5.34	S 5.39 5.41	5.39	5.41	S 5.42 S 5.46 5.48 S 5.53 S 5.55
	5.23	S 5.44 5.46	5.41	5.48	5.45	5.47	S 5.58 5.59
				MU			S 6.02 S 6.05 S 6.07
			5.48 S 5.51 S 5.55		5.53	5.58	6.12 S 6.15 S 6.19
	5.28 5.34	5.52 S 5.58 6.01		S 5.54 S 6.00 S 6.05 S 6.10			MU
				S 6.15			
		6.08 S 6.15					
	5.52 T 5.55	6.22 S 6.25					
	P.M.	P.M.	P.M.	P.M.	P.M.	P.M.	P.M.

NEW YORK TO TRENTON

232

STATIONS	FIRST CLASS				
	† ● 3845 Daily Ex. Sat. & Sun.	† ● 223 Daily Ex. Sat. & Sun.	† ● 3847 Daily Ex. Sat. & Sun.	C.N.J. † ● 5325 Daily Ex. Sat. & Sun.	
LEAVE	P.M.	P.M.	P.M.	P.M.	
NEW YORK.....	S 5.25	S 5.30	S 5.33	C.N.J. Yd. Harrison	
HUDSON.....				5.43	
NEWARK.....	S 5.40	S 5.46	S 5.49	S 5.52	
SOUTH ST. (Newark).....					
HUNTER.....	5.43	5.49	5.52	5.56	
NORTH ELIZABETH.....			S 5.55		
ELIZABETH.....	S 5.49		S 5.58		
SOUTH ELIZABETH.....	5.51	5.53	S 6.00	6.01	
LINDEN.....			S 6.04		
NORTH RAHWAY.....					
RAHWAY.....	S 5.57		S 6.10		
UNION.....	5.58	5.57	6.12	6.07	
AVENEL.....	P.A. & W. Br. MU				
EDGAR.....					
WOODBIDGE.....			MU		
GENASCO.....					
WC.....	N.Y. & L.B. R.R.			6.17	
PERTH AMBOY.....				S 6.19	
SOUTH AMBOY.....				S 6.24	
COLONIA.....			S 6.15		
ISELIN.....			S 6.18		
METUCHEN.....	S 6.06	6.03	S 6.21		
EDISON.....			S 6.25		
NEW BRUNSWICK.....	S 6.16		S 6.29		
COUNTY.....	6.19	6.09	6.32		
JERSEY AVENUE.....					
ADAMS.....					
DEANS.....					
MONMOUTH JCT.	S 6.29	6.16	6.41		
PRINCETON.....	6.34	S 6.24	6.47		
MILLHAM (Eastern Reg.)	6.43	6.31	6.56		
TRENTON (Eastern Reg.)	S 6.46	S 6.35	S 6.59		
ARRIVE	P.M.	P.M.	P.M.	P.M.	

Time shown at Trenton and Millham is for information only.

WESTWARD - SOUTHWARD

233

FIRST CLASS							
	●3737 Daily Ex. Sat. & Sun.	‡●3631 Daily Ex. Sat. & Sun.	●175 Daily	‡●1127 Daily Ex. Sat. & Sun.	●1189 Sunday Only	‡●3741 Daily Ex. Sat. & Sun.	‡●225 Daily
	P.M.	P.M.	P.M.	P.M.	P.M.	P.M.	P.M.
.....			5.25			
.....	S 5.37	S 5.40	S 5.45	S 5.48	S 5.50	S 5.51	S 6.00
.....	5.49	5.52	5.57	6.00	6.02	6.04	6.12
.....							
.....	S 5.53	S 5.55	S 6.01	S 6.04	S 6.05	S 6.07	S 6.16
.....							
.....	5.56	5.58	6.04	6.07	6.08	6.10	6.19
.....						S 6.13
.....		S 6.03			S 6.13	S 6.16
.....	6.02	6.04	6.08	6.12	6.15	S 6.18	6.23
.....					S 6.19	S 6.22
.....						S 6.24
.....		S 6.11			S 6.23	S 6.27
.....							
.....	6.07	6.12	6.12	6.19	6.24	6.30	6.27
.....		S 6.15				
.....						
.....	MU	S 6.19			S 6.29	MU
.....						
.....		6.24		6.28	6.34	
.....		S 6.26			S 6.36	
.....		S 6.30		S 6.34	S 6.40	
.....						
.....	S 6.14	MU	6.18			S 6.38	6.32
.....						
.....	S 6.22					S 6.47	S 6.42
.....			6.25				6.45
.....	S 6.26					S 6.51
.....						
.....			6.33				6.52
.....			6.38				S 6.58
.....			6.44				7.05
.....			Q 6.48				S 7.09
	P.M.	P.M.	P.M.	P.M.	P.M.	P.M.	P.M.
					Will Run Nov. 27 Dec. 25 Jan. 1 Feb. 23		Will Run Feb. 23

NEW YORK TO TRENTON

234

STATIONS	FIRST CLASS				
	† ● 3849 Daily Ex. Sat. & Sun.	● 5367 C.N.J. Saturday Only	† ● 3635 Daily Ex. Sat. & Sun.	● 159 Sunday Only	
LEAVE	P.M.	P.M.	P.M.	P.M.	
NEW YORK.....	S 6.08	C.N.J. Yd Harrison	S 6.25	S 6.30	
HUDSON.....		6.10	6.37	6.42	
NEWARK.....	S 6.23	S 6.25	S 6.40	S 6.46	
SOUTH ST. (Newark).....					
HUNTER.....	6.26	6.28	6.43	6.49	
NORTH ELIZABETH.....	S 6.29		S 6.46		
ELIZABETH.....	S 6.32		S 6.49		
SOUTH ELIZABETH.....	6.34	6.34	6.50	6.53	
LINDEN.....	S 6.38		S 6.54		
NORTH RAHWAY.....			S 6.56		
RAHWAY.....	S 6.43		S 6.59		
UNION.....	6.44	6.40	7.00	6.57	
AVENEL.....					
EDGAR.....	P.A. & W. Br.	MU	S 7.03		
WOODBIDGE.....			S 7.05		
GENASCO.....			S 7.08		
WC.....	N.Y. & L.B. R.R.	6.48	7.13		
PERTH AMBOY.....		S 6.51	S 7.15		
SOUTH AMBOY.....		S 6.55	S 7.19		
COLONIA.....	S 6.47				
ISELIN.....	S 6.50				
METUCHEN.....	S 6.53		MU	7.02	
EDISON.....	S 6.57				
NEW BRUNSWICK.....	S 7.01				
COUNTY.....	7.04			7.08	
JERSEY AVENUE.....					
ADAMS.....					
DEANS.....					
MONMOUTH JCT.	7.13			7.15	
PRINCETON.....	S 7.19			7.20	
MILLHAM (Eastern Reg.)	7.27			7.26	
TRENTON (Eastern Reg.)	S 7.30			S 7.29	
ARRIVE	P.M.	P.M.	P.M.	P.M.	
				Will Run Nov. 27 Dec. 25 Jan. 1 Feb. 23	
Time shown at Trenton and Millham is for information only.					

WESTWARD – SOUTHWARD

235

FIRST CLASS							
	‡ 139 Daily Ex. Sun.	● 3785 Sat. & Sunday Only	● 3637 Saturday Only	3 Daily	‡ ● 3745 Daily Ex. Sat. & Sun.	‡ ● 227 Daily	C.N.J. ‡ ● 5329 Daily Ex. Sat. & Sun.
	P.M.	P.M.	P.M.	P.M.	P.M.	P.M.	P.M.
.....	S 6.30	S 6.35	T 6.45	S 6.55	S 7.00	C.N.J.Yd Harrison
.....	6.42	6.47	6.57	7.07	7.12	6.40
.....	S 6.45	T 7.00
.....	# 6.51	S 6.50	# 7.05	S 7.10	S 7.16	S 6.55
.....	6.54	6.53	7.08	7.13	7.19	6.58
.....	S 6.56	S 7.16
.....	S 6.59	S 7.19
.....	6.58	7.00	7.12	7.20	7.23	7.03
.....	S 7.04	S 7.24
.....	S 7.08	S 7.13	S 7.28
.....	7.02	7.09	7.14	7.17	7.30	7.27	7.09
.....	S 7.17
.....	MU	S 7.22	MU
.....	7.27	7.17
.....	S 7.29	S 7.19
.....	S 7.33	S 7.24
.....	S 7.14	S 7.33
.....	7.07	S 7.18	MU	7.21	S 7.36	7.32
.....	S 7.22	S 7.41
.....	S 7.26	S 7.45
.....	7.13	7.27	S 7.49	S 7.37
.....	7.40
.....	S 7.30	S 7.53
.....
.....	7.19	7.47
.....	7.24	S 7.54
.....	7.30	7.44	8.01
.....	S 7.33	7.46	S 8.04
	P.M.	P.M.	P.M.	P.M.	P.M.	P.M.	P.M.
	Will Run Feb. 23	Will Run Nov. 27 Dec. 25 Jan. 1 Feb. 23			Will Run Feb. 23		

NEW YORK TO TRENTON

236

STATIONS	FIRST CLASS				
	†●3749 Daily Ex. Sat. & Sun.	●155 Daily	†1131 Daily Ex. Sun.	●3753 Daily Ex. Sat.	
LEAVE	P.M.	P.M.	P.M.	P.M.	
NEW YORK.....	S 7.22	S 7.30	S 7.55	S 8.05	
HUDSON.....	7.34	7.42	8.07	8.17	
NEWARK.....	S 7.37	S 7.46	S 8.10	S 8.20	
SOUTH ST. (Newark).....					
HUNTER.....	7.40	7.49	8.13	8.23	
NORTH ELIZABETH.....				M 8.26	
ELIZABETH.....	S 7.46		S 8.18	S 8.29	
SOUTH ELIZABETH.....	7.48	7.53	8.20	8.30	
LINDEN.....	S 7.52			S 8.34	
NORTH RAHWAY.....					
RAHWAY.....	S 7.56		S 8.25	S 8.38	
UNION.....	7.57	7.57	8.27	8.39	
AVENEL.....	P.A. & W. Br. MU				
EDGAR.....					
WOODBIDGE.....			S 8.32	MU	
GENASCO.....					
WC.....	N.Y. & L.B. R.R.		8.36		
PERTH AMBOY.....			S 8.39		
SOUTH AMBOY.....			S 8.43		
COLONIA.....					
ISELIN.....	S 8.01			S 8.43	
METUCHEN.....	S 8.05	8.02		S 8.47	
EDISON.....				S 8.51	
NEW BRUNSWICK.....	S 8.12			S 8.55	
COUNTY.....		8.08			
JERSEY AVENUE.....	S 8.16			S 8.59	
ADAMS.....					
DEANS.....					
MONMOUTH JCT.					
PRINCETON.....					
MILLHAM (Eastern Reg.).....		8.26			
TRENTON (Eastern Reg.).....		S 8.29			
ARRIVE	P.M.	P.M.	P.M.	P.M.	

Time shown at Trenton and Millham is for information only.

WESTWARD – SOUTHWARD

237

FIRST CLASS							
	3851 Saturday Only	C.N.J. ●5391 Sunday Only	147 Daily	‡●3757 Daily Ex. Sun.	●3641 Saturday Only	‡●3647 Daily Ex. Sat. & Sun.	◇55 Daily
	P.M.	P.M.	P.M.	P.M.	P.M.	P.M.	P.M.
		C.N.J.Yd. Harrison					
	S 8.05	8.10	S 9.00	S 9.10		S 9.25	T 9.26
	8.17		9.12	9.22		9.37	9.38
	S 8.20		S 9.15				T 9.41
	# 8.25	S 8.25	# 9.21	S 9.25		S 9.40	# 9.49
	8.28	8.28	9.24	9.28		9.43	9.52
	S 8.31			S 9.31		S 9.46	
	S 8.34			S 9.34		S 9.49	
	8.35	8.34	9.28	9.35		9.50	9.56
	S 8.39			S 9.39		S 9.54	
	S 8.44			S 9.43	S 9.49	S 9.58	
	8.45	8.40	9.32	9.44	9.51	9.59	10.00
					S 9.53	S 10.01	
					S 9.57	S 10.05	
	MU						
		8.47			10.02	10.10	
		S 8.50			S 10.04	S 10.12	
		S 8.54			S 10.10	S 10.17	
	S 8.49			S 9.48			
	S 8.53		9.37	S 9.52	MU	MU	10.05
				S 9.56			
	S 9.03			S 10.00			
	9.06		9.43				10.11
				S 10.04			
	9.14		9.50				
	S 9.19		S 9.55				
	9.27		10.02				10.28
	S 9.30		S 10.04				10.30
	P.M.	P.M.	P.M.	P.M.	P.M.	P.M.	P.M.
		Will Run Nov. 27 Dec. 25 Jan. 1 Feb. 23					

NEW YORK TO TRENTON

238

STATIONS	FIRST CLASS				
	● 4239 Sunday Only	● 161 Sunday Only	● 3761 Daily	‡ ● 1133 Daily Ex. Sat. & Sun.	
LEAVE	P.M.	P.M.	P.M.	P.M.	
NEW YORK.....	S 9.45	S 10.00	S 10.05	S 10.10	
HUDSON.....	9.57	10.12	10.17	10.22	
NEWARK.....	S 10.00	S 10.16	S 10.20	S 10.25	
SOUTH ST. (Newark).....					
HUNTER.....	10.03	10.19	10.23	10.28	
NORTH ELIZABETH.....			N 10.26		
ELIZABETH.....	S 10.08		S 10.29	S 10.34	
SOUTH ELIZABETH.....	10.09	10.23	10.30	10.36	
LINDEN.....	S 10.13		S 10.34		
NORTH RAHWAY.....			10.36		
RAHWAY.....	S 10.17		S 10.38	S 10.42	
UNION.....	10.18	10.27	10.40	10.44	
AVENEL.....	S 10.22				
EDGAR.....	P.A. & W. Br.				
WOODBIDGE.....			MU	S 10.49	
GENASCO.....					
WC.....	N.Y. & L.B. R.R.	10.31		10.54	
PERTH AMBOY.....		S 10.33		S 10.56	
SOUTH AMBOY.....		S 10.38		S 11.00	
COLONIA.....					
ISELIN.....			S 10.44		
METUCHEN.....	MU	10.32	S 10.48		
EDISON.....			S 10.52		
NEW BRUNSWICK.....		S 10.38	S 10.56		
COUNTY.....		10.41			
JERSEY AVENUE.....			S 11.00		
ADAMS.....					
DEANS.....					
MONMOUTH JCT.		10.48			
PRINCETON.....		S 10.54			
MILLHAM (Eastern Reg.)		11.01			
TRENTON (Eastern Reg.)		S 11.05			
ARRIVE	P.M.	P.M.	P.M.	P.M.	
	Will Run Nov. 27 Dec. 25 Jan. 1 Feb. 23	Will Run Feb. 23 Will Not Run Feb. 22			

Time shown at Trenton and Millham is for information only.

WESTWARD – SOUTHWARD

239

FIRST CLASS							
	C.N.J. ●5371 Saturday Only	191 Daily	●231 Daily	‡●3767 Daily Ex. Sat. & Sun.	‡●3649 Daily Ex. Sat. & Sun.	●3789 Sat. & Sunday Only	
		Mail & Express					
	P.M.	P.M.	P.M.	P.M.	P.M.	P.M.	
.....	C.N.J. Yd.	S 10.45
.....	Harrison	E 11.55	S 11.00	S 11.03	S 11.35	S 11.40
.....	10.10	12.07	11.12	11.16	11.47	11.52
.....	E 12.10
.....	S 10.25	# 12.18	S 11.16	S 11.20	S 11.50	S 11.55
.....
.....	10.28	12.21	11.19	11.23	11.53	11.58
.....	S 11.26	S 12.01
.....	S 11.29	S 11.58	S 12.04
.....	10.34	12.25	11.23	11.30	12.00	12.06
.....	S 11.34	S 12.04	S 12.10
.....
.....	S 11.38	S 12.08	S 12.14
.....
.....	10.40	12.29	11.27	11.39	12.09	12.15
.....	S 12.12
.....	MU	S 12.15	MU
.....
.....	10.48	12.20
.....	S 10.51	S 12.22
.....	S 10.55	S 12.26
.....	S 11.43	S 12.21
.....	12.34	11.32	S 11.47	MU	S 12.25
.....	S 12.29
.....	S 11.38	S 11.53	S 12.34
.....	12.40	11.41
.....	S 11.57	S 12.38
.....
.....	12.47	11.48
.....	12.52	S 11.55
.....	12.59	12.02
.....	1.01	S 12.05
	P.M.	A.M.	A.M.	A.M.	A.M.	A.M.	
						Will Run Nov. 27 Dec. 25 Jan. 1 Feb. 23	

TRENTON TO NEW YORK

240

STATIONS	FIRST CLASS				
	‡ ● 3844	● 286	● 176	194	
	Daily	Sunday Only	Daily	Daily	
				Mail & Express	
LEAVE	A.M.	A.M.	A.M.	A.M.	
TRENTON (Eastern Reg.)..	S 12.17	S 1.41	S 1.21	E 2.38
MILLHAM (Eastern Reg.)..	12.20	1.44	1.24	2.41
PRINCETON	12.28	1.52	1.31	2.47
MONMOUTH JCT.	12.34	1.56	1.39	2.52
DEANS
ADAMS
JERSEY AVENUE
COUNTY	12.42	2.02	1.46	2.59
NEW BRUNSWICK	S 12.46			
EDISON
METUCHEN	12.52	2.07	1.53	3.05
ISELIN
COLONIA
SOUTH AMBOY {	N.Y. & L.B. R.R.				
PERTH AMBOY {					
WC					
GENASCO	P.A. & W. Br.	MU			
WOODBIDGE {					
EDGAR					
AVENEL					
UNION	{	12.57	2.12	1.58	3.10
RAHWAY					
NORTH RAHWAY					
LINDEN					
SOUTH ELIZABETH		1.01	2.16	2.02	3.14
ELIZABETH					
NORTH ELIZABETH					
HUNTER		1.05	2.20	2.06	3.18
SOUTH ST. (Newark)					
NEWARK	{	S 1.10	S 2.25	S 2.09	E 3.21
				# 2.15	# 3.30
HUDSON		1.13	2.28	2.18	3.33
NEW YORK	{	S 1.25	S 2.40	S 2.30	E 3.45
				3.15	
ARRIVE	A.M.	A.M.	A.M.	A.M.	

Time shown at Trenton and Millham is for information only.

NORTHWARD – EASTWARD

241

FIRST CLASS							
	C.N.J. †●5300 Daily Ex. Sat. & Sun.	†●3602 Daily Ex. Sun.	●3704 Daily	●140 Daily	†●3810 Daily Ex. Sat. & Sun.	C.N.J. †●5302 Daily Ex. Sat. & Sun.	†●3706 Daily Ex. Sat. & Sun.
	A.M.	A.M.	A.M.	A.M.	A.M.	A.M.	A.M.
				D 5.55 5.58	S 5.35 5.37		
				6.05 6.10	S 5.45 S 5.52		
			S 5.37				S 6.07
			S 5.42 N 5.46 MU S 5.50 S 5.54 M 5.56	6.17 6.22	6.02 S 6.05 6.12		S 6.11 S 6.15 S 6.19 S 6.23 S 6.26
	S 5.30 S 5.34 5.37	S 5.36 S 5.40 5.43				S 6.17 S 6.21 6.24	
		S 5.48 S 5.51	MU		MU		MU
	5.45 S 5.55 5.51	5.54 S 5.55	5.59 S 6.01 M 6.03 S 6.06 6.09	6.27 6.31	6.18 6.23	6.32 6.38	6.29 S 6.32 S 6.36 6.39
	5.57 S 6.00 C.N.J.Yd. Harrison 6.03		S 6.11 WW 6.14 6.17 N 6.18 S 6.20 6.23 S 6.35	6.35 D 6.39 # 6.45 6.48 S 7.00	6.27 6.44 S 6.30 6.33 S 6.45	S 6.47 C.N.J.Yd. Harrison 6.50	S 6.42 S 6.45 6.48 S 6.49 S 6.51 6.54 S 7.07
	A.M.	A.M.	A.M.	A.M.	A.M.	A.M.	A.M.

TRENTON TO NEW YORK

242

STATIONS	FIRST CLASS				
	C.N.J. ●5350 Saturday Only	●3812 Saturday Only	‡●3606 Daily Ex. Sat. & Sun.	22 Daily	
LEAVE	A.M.	A.M.	A.M.	A.M.	
TRENTON (Eastern Reg.)		S 5.58		S 6.21	
MILLHAM (Eastern Reg.)		6.00		6.30	
PRINCETON		S 6.08		6.37	
MONMOUTH JCT.		6.14		6.42	
DEANS					
ADAMS					
JERSEY AVENUE					
COUNTY		6.22		6.49	
NEW BRUNSWICK		S 6.25			
EDISON		S 6.29			
METUCHEN		S 6.33	MU	6.55	
ISELIN		S 6.37			
COLONIA		S 6.40			
SOUTH AMBOY	N.Y. & L.B. R.R.	S 6.30	S 6.35		
PERTH AMBOY		S 6.34	S 6.40		
WC		6.37	6.43		
GENASCO	P.A. & W. Br.				
WOODBIDGE			MU	S 6.48	
EDGAR				S 6.50	
AVENEL				S 6.53	
UNION		6.45	6.43	6.57	7.00
RAHWAY			S 6.45	S 6.59	
NORTH RAHWAY				S 7.01	
LINDEN			S 6.50	S 7.04	
SOUTH ELIZABETH		6.51	6.54	7.08	7.05
ELIZABETH			S 6.56	S 7.10	
NORTH ELIZABETH			S 6.59	S 7.13	
HUNTER		6.57	7.02	7.16	7.09
SOUTH ST. (Newark)				S 7.17	
NEWARK		S 7.00			DC 7.12
			S 7.05	S 7.19	7.31
HUDSON	C.N.J. Yd.		7.08	7.22	7.34
NEW YORK	Harrison	S 7.20	S 7.34	S 7.48	
	7.03				
ARRIVE	A.M.	A.M.	A.M.	A.M.	

Time shown at Trenton and Millham is for information only.

NORTHWARD – EASTWARD

243

FIRST CLASS							
	C.N.J. ● 5380 Sunday Only	† ● 1104 Daily Ex. Sat. & Sun.	† ■ 3814 Daily Ex. Sat. & Sun.	● 1152 Saturday Only	† ● 3710 Daily Ex. Sat. & Sun.	† ● 3608 Daily Ex. Sat. & Sun.	C.N.J. † ● 5306 Daily Ex. Sat. & Sun.
	A.M.	A.M.	A.M.	A.M.	A.M.	A.M.	A.M.
			S 6.52				
			6.55				
			7.00				
			7.03				
					S 6.57		
			7.08				
					S 7.02		
					S 7.06		
			7.12		S 7.10	MU	
					S 7.14		
					S 7.17		
	S 6.54	S 6.55		S 6.55		S 7.04	
	S 6.58			S 6.59		S 7.09	S 7.20
	7.01	7.01		7.02		7.12	7.23
			MU	S 7.07	MU	S 7.18	
				S 7.10			
	7.10	7.09	7.16	7.13	7.20	7.23	7.31
				S 7.15	S 7.22	S 7.26	
				S 7.19		S 7.30	
	7.16	7.15	7.20	7.23	7.28	7.34	7.37
		S 7.17		S 7.25		S 7.36	
						S 7.39	
	7.22	7.21	7.25	7.30	7.33	7.42	7.42
						S 7.43	
							S 7.46
	S 7.25	S 7.25	D 7.29	S 7.35	S 7.37	S 7.46	
	C.N.J.Yd.	7.28	7.32	7.38	7.40	7.49	C.N.J.Yd.
	Harrison	S 7.40	S 7.44	S 7.50	S 7.52	S 8.01	Harrison
	7.28						7.49
	A.M.	A.M.	A.M.	A.M.	A.M.	A.M.	A.M.
	Will Run Nov. 27 Dec. 25 Jan. 1 Feb. 23						

TRENTON TO NEW YORK

244

STATIONS	FIRST CLASS				
	†●3712 Daily Ex. Sat. & Sun	4 Daily	†●3610 Daily Ex. Sat. & Sun.	C.N.J. ●5354 Saturday Only	
LEAVE	A.M.	A.M.	A.M.	A.M.	
TRENTON (Eastern Reg.)		D 7.05			
MILLHAM (Eastern Reg.)		7.08			
PRINCETON		7.15			
MONMOUTH JCT.		7.20			
DEANS					
ADAMS					
JERSEY AVENUE	S 7.12				
COUNTY		7.27			
NEW BRUNSWICK	S 7.17				
EDISON	S 7.21				
METUCHEN	S 7.26	7.33	MU		
ISELIN					
COLONIA					
SOUTH AMBOY	N.Y. & L.B. R.R.		S 7.20	S 7.29	
PERTH AMBOY			S 7.24	S 7.33	
WC			7.27	7.36	
GENASCO	P.A. & W. Br.				
WOODBIDGE		MU	S 7.32		
EDGAR			S 7.34		
AVENEL			S 7.36		
UNION		7.33	7.39	7.39	7.45
RAHWAY	S 7.35		S 7.41		
NORTH RAHWAY			S 7.43		
LINDEN	S 7.39		S 7.46		
SOUTH ELIZABETH		7.43	S 7.51	7.50	
ELIZABETH	S 7.45		S 7.54		
NORTH ELIZABETH	S 7.48				
HUNTER		7.51	7.48	7.59	7.56
SOUTH ST. (Newark)			S 8.02		
NEWARK	S 7.55	D 7.52		S 8.00	
		8.00	S 8.05		
HUDSON		7.58	8.03	8.08	C.N.J.Yd.
NEW YORK	S 8.10	S 8.15	S 8.21	Harrison	8.03
ARRIVE	A.M.	A.M.	A.M.	A.M.	

Time shown at Trenton and Millham is for information only.

NORTHWARD – EASTWARD

245

FIRST CLASS							
	†●1108 Daily Ex. Sat. & Sun.	†●1110 Daily Ex. Sat. & Sun.	†●3816 Daily Ex. Sat. & Sun.	†●254 Daily Ex. Sat. & Sun.	†●1112 Daily Ex. Sat. & Sun.	†●3818 Daily Ex. Sat. & Sun.	†●3904 Daily Ex. Sat. & Sun.
	A.M.	A.M.	A.M.	A.M.	A.M.	A.M.	A.M.
			S 6.58 7.00	S 7.12 7.15		S 7.30 7.32	
			S 7.08 W 7.15	S 7.25 7.32		S 7.40	
			7.24 S 7.27 G 7.31 S 7.36 S 7.40 W 7.43	7.41 S 7.45			
	7.29	S 7.40			S 7.51		
	7.37	7.47			7.56		
			MU			MU	MU
	7.46	7.54	7.46 S 7.48 G 7.52 7.53	8.01 8.06	8.03 8.08	8.09	7.55 S 8.03 S 8.05 S 8.09 8.13
	7.58	8.04	S 7.59 S 8.02 8.05 S 8.06	8.10	S 8.10 8.15		S 8.16 S 8.19 8.22 S 8.23
	S 8.02 8.05 S 8.18	S 8.08 8.11 S 8.24	S 8.11 8.14 S 8.27	S 8.14 8.17 S 8.30	S 8.19 8.22 S 8.35	S 8.23 8.26 S 8.38	S 8.25 8.28 S 8.40
	A.M.	A.M.	A.M.	A.M.	A.M.	A.M.	A.M.

TRENTON TO NEW YORK

246

STATIONS	FIRST CLASS				
	C.N.J. ‡●5314 Daily Ex. Sat. & Sun.	‡●3618 Daily Ex. Sat. & Sun.	‡●200 Daily Ex. Sat. & Sun.	●234 Saturday Only	‡●3716 Daily Ex. Sat. & Sun.
LEAVE	A.M.	A.M.	A.M.	A.M.	A.M.
TRENTON (Eastern Reg.)			S 7.40	S 7.40	
MILLHAM (Eastern Reg.)			7.43	7.43	
PRINCETON			S 7.52	S 7.50	
MONMOUTH JCT.			7.58	7.56	
DEANS					
ADAMS					
JERSEY AVENUE					S 7.55
COUNTY			8.05	8.03	
NEW BRUNSWICK			S 8.08	S 8.06	S 8.00
EDISON					S 8.04
METUCHEN		MU	8.15	S 8.13	8.10
ISELIN					
COLONIA					
SOUTH AMBOY { N.Y. &		S 7.58			
PERTH AMBOY { L.B. S 7.59 S 8.02					
WC { R.R. 8.02 8.05					
GENASCO					
WOODBIDGE { P.A. &		S 8.10			
EDGAR { W. Br.					
AVENEL		S 8.14			
UNION {	8.12	8.18	8.20	8.19	8.16
RAHWAY		S 8.20		S 8.22	
NORTH RAHWAY					
LINDEN					
SOUTH ELIZABETH	8.18	8.27	8.24	8.28	8.21
ELIZABETH					
NORTH ELIZABETH					
HUNTER	8.24	8.32	8.28	8.33	8.25
SOUTH ST. (Newark)					
NEWARK {					
	S 8.27	S 8.37	S 8.32	S 8.37	S 8.28
HUDSON	C.N.J.Yd. 8.40	8.40	8.35	8.40	8.31
NEW YORK { Harrison S 8.52 S 8.47 S 8.52 S 8.43					
	8.30				
ARRIVE	A.M.	A.M.	A.M.	A.M.	A.M.

Time shown at Trenton and Millham is for information only.

NORTHWARD – EASTWARD

247

FIRST CLASS							
	C.N.J. ‡●5316 Daily Ex. Sat. & Sun.	●1156 Saturday Only	‡●3720 Daily Ex. Sat. & Sun.	●4244 Sunday Only	‡●3820 Daily Ex. Sat. & Sun.	●3822 Saturday Only	◇ 30 Daily
	A.M.	A.M.	A.M.	A.M.	A.M.	A.M.	A.M.
.....	S 7.55	S 8.15	8.22
.....	7.58	8.18	8.24
.....	S 8.06	S 8.26
.....	8.12	8.33
.....
.....	S 8.06	S 8.10
.....	8.21	8.41	8.42
.....	S 8.11	S 8.14	S 8.24	S 8.44
.....
.....	S 8.17	S 8.20	S 8.32	S 8.51	8.48
.....	S 8.20	S 8.24
.....	S 8.23
.....	S 8.15	S 8.12
.....	S 8.20	S 8.16
.....	8.23	8.19
.....	S 8.24	MU	MU	MU	MU
.....
.....	8.31	8.29	8.26	8.28	8.39	8.57	8.53
.....	S 8.32	S 8.28	S 8.30	S 8.42	S 8.59
.....	S 8.31
.....	S 8.34	S 8.34	S 9.04
.....	8.37	8.39	8.37	8.37	8.48	9.08	8.57
.....	S 8.41	S 8.40	S 8.40	S 8.50	S 9.10
.....	S 8.43	8.43	S 8.53	S 9.13
.....	8.42	8.46	8.46	8.46	8.56	9.16	9.01
.....	8.47	S 8.57
.....	S 8.45
.....	S 8.50	S 8.50	S 8.50	S 9.00	S 9.20	D 9.05
.....	C.N.J.Yd.	8.53	8.53	8.53	9.03	9.23	9.08
.....	Harrison	S 9.05	S 9.05	S 9.05	S 9.15	S 9.35	S 9.20
.....	8.48
	A.M.	A.M.	A.M.	A.M.	A.M.	A.M.	A.M.
				Will Run Nov. 27 Dec. 25 Jan. 1 Feb. 23			

TRENTON TO NEW YORK

248

STATIONS	FIRST CLASS				
	◇ 48 Daily	‡ ● 202 Daily Ex. Sat. & Sun.	‡ ● 1118 Daily Ex. Sat. & Sun.	‡ ● 3912 Daily Ex. Sat. & Sun.	
LEAVE	A.M.	A.M.	A.M.	A.M.	
TRENTON (Eastern Reg.)..	D 8.48	8.37
MILLHAM (Eastern Reg.)..	8.53	8.39
PRINCETON	8.59
MONMOUTH JCT.	9.04
DEANS
ADAMS
JERSEY AVENUE
COUNTY	9.11	8.56
NEW BRUNSWICK
EDISON
METUCHEN	9.16	9.02
ISELIN
COLONIA
SOUTH AMBOY { N.Y. &	S 8.56
PERTH AMBOY { L.B.
WC { R.R.	9.02
GENASCO { P.A. &	MU
WOODBIDGE { W. Br.
EDGAR {
AVENEL {
UNION {	9.21	9.07	9.10	9.08
RAHWAY	S 9.11
NORTH RAHWAY	9.13
LINDEN	S 9.15
SOUTH ELIZABETH	9.26	9.11	9.15	9.18
ELIZABETH	S 9.17	S 9.20
NORTH ELIZABETH	S 9.23
HUNTER	9.30	9.15	9.22	9.26
SOUTH ST. (Newark)
NEWARK {	D 9.34	S 9.18	S 9.25	S 9.29
HUDSON	9.38	9.22	9.28	9.32
NEW YORK {	S 9.50	S 9.35	S 9.40	S 9.45
ARRIVE	A.M.	A.M.	A.M.	A.M.	

Time shown at Trenton and Millham is for information only.

NORTHWARD – EASTWARD

249

FIRST CLASS							
	C.N.J. ● 5358 Saturday Only	● 4202 Sunday Only	‡ ● 256 Daily Ex. Sun.	‡ ● 3724 Daily Ex. Sat. & Sun.	‡ ● 3622 Daily Ex. Sat. & Sun.	142 Daily	● 3770 Saturday Only
	A.M.	A.M.	A.M.	A.M.	A.M.	A.M.	A.M.
		S 8.38 8.41	S 8.45 8.48			P 9.14 9.17	
		S 8.49 8.55	S 8.55 9.01			9.24 9.29	
				S 9.17			S 9.34
		9.05 S 9.08	9.08 S 9.11			9.36	S 9.38
		S 9.15	S 9.18	S 9.21 S 9.28 S 9.32	MU	9.42	S 9.46 S 9.50
	S 9.02 S 9.06 9.09				S 9.23 S 9.27 9.30		
		MU		MU	S 9.35 S 9.38		MU
	9.16	9.21 S 9.23	9.25	9.36 S 9.38	9.41 S 9.43 S 9.45 S 9.48	9.47	9.54 S 9.57
	9.22	S 9.26 9.29	9.30	9.43	9.51	9.52	S 10.01 10.04
		S 9.31			S 9.54 S 9.57		S 10.06
	9.28	9.36	9.34	9.48	10.00	9.57	10.11
	S 9.33						
		S 9.40	S 9.38	S 9.53	S 10.03	P 10.00	S 10.15
	C.N.J.Yd. Harrison	9.43	9.42	9.56	10.06	10.03	10.18
	9.36	S 9.55	S 9.55	S 10.08	S 10.20	P 10.15	S 10.30
	A.M.	A.M.	A.M.	A.M.	A.M.	A.M.	A.M.
<div>Will Run Nov. 27 Dec. 25 Jan. 1 Feb. 23</div>							

TRENTON TO NEW YORK

250

STATIONS	FIRST CLASS				
	☑ 100 Daily Ex. Sat. & Sun.	‡●204 Daily Ex. Sun.	●280 Sunday Only	‡●3726 Daily Ex. Sat. & Sun.	
LEAVE	A.M.	A.M.	A.M.	A.M.	
TRENTON (Eastern Reg.)..	9.22	S 9.40	S 9.44		
MILLHAM (Eastern Reg.)..	9.24	9.43	9.47		
PRINCETON		S 9.51	S 9.55		
MONMOUTH JCT.		9.57	10.00		
DEANS					
ADAMS					
JERSEY AVENUE				S 10.07	
COUNTY	9.34	10.04	10.07		
NEW BRUNSWICK		S 10.07	S 10.10	S 10.12	
EDISON				S 10.15	
METUCHEN		10.14	S 10.17	S 10.19	
ISELIN				S 10.23	
COLONIA					
SOUTH AMBOY { N.Y. &					
PERTH AMBOY { L.B.					
WC { R.R.					
GENASCO					
WOODBIDGE { P.A. &				MU	
EDGAR { W. Br.					
AVENEL					
UNION	9.41	10.19	10.23	10.28	
RAHWAY			S 10.26	S 10.30	
NORTH RAHWAY					
LINDEN					
SOUTH ELIZABETH		10.23	10.32	10.36	
ELIZABETH			S 10.35		
NORTH ELIZABETH					
HUNTER		10.27	10.40	10.41	
SOUTH ST. (Newark)					
NEWARK	9.48	S 10.32	S 10.45	S 10.44	
HUDSON	9.50	10.35	10.48	10.47	
NEW YORK	S 10.00	S 10.47	S 11.00	S 10.59	
ARRIVE	A.M.	A.M.	A.M.	A.M.	

Will Not Run Feb. 23	Will Run Nov. 27 Dec. 25 Jan. 1 Feb. 23
----------------------------	---

Time shown at Trenton and Millham is for information only.

NORTHWARD – EASTWARD

251

FIRST CLASS							
	170	144	1120	3916	3824	102	1182
	Daily	Daily	Daily Ex. Sun	Daily Ex. Sat. & Sun.	Saturday Only	Daily	Sunday Only
	A.M.	A.M.	A.M.	A.M.	A.M.	A.M.	A.M.
S 9.55	P 10.08			S 10.12	S 10.39		
9.57	10.11			10.15	10.42		
10.05	10.17			S 10.22			
10.10	10.22			10.28			
10.17	10.29			10.36	10.57		
				S 10.40			
10.23	10.34			S 10.47			
				S 10.51			
			S 10.19				S 10.47
			S 10.24				S 10.51
			10.27				10.54
			S 10.30	MU	MU		S 10.59
10.29	10.39	10.36	10.37	10.55	11.05	11.04	
		G 10.38	S 10.39	S 10.57		S 11.06	
			S 10.43	S 11.01			
10.33	10.44	10.43	10.47	11.04		11.12	
		S 10.45	S 10.49	S 11.06		S 11.15	
				S 11.09			
10.37	10.49	10.49	10.54	11.12		11.19	
S 10.40	P 10.53	S 10.52	S 10.57	S 11.15	D 11.16	S 11.23	
10.43	10.56	10.55	11.00	11.18	11.19	11.26	
S 10.55	P 11.10	S 11.08	S 11.14	S 11.30	S 11.29	S 11.38	
11.20							
	A.M.	A.M.	A.M.	A.M.	A.M.	A.M.	A.M.
							Will Run Nov. 27 Dec. 25 Jan. 1 Feb. 23

TRENTON TO NEW YORK

252

STATIONS	FIRST CLASS				
	†●206	†●3728	†●3918	†●3922	
	Daily Ex. Sun.	Daily Ex. Sat. & Sun.	Daily Ex. Sat. & Sun.	Daily Ex. Sat. & Sun.	
LEAVE	A.M.	A.M.	A.M.	A.M.	
TRENTON (Eastern Reg.)..	S 10.54
MILLHAM (Eastern Reg.)..	10.57
PRINCETON	11.03
MONMOUTH JCT.	11.08
DEANS
ADAMS
JERSEY AVENUE	S 11.18
COUNTY	11.15
NEW BRUNSWICK	S 11.19	S 11.21
EDISON	S 11.25
METUCHEN	11.26	S 11.29
ISELIN	S 11.33
COLONIA
SOUTH AMBOY { N.Y. &
PERTH AMBOY { L.B.
WC { R.R.
GENASCO
WOODBIDGE { P.A. &	MU	MU	MU
EDGAR { W. Br.
AVENEL
UNION	11.31	11.38	10.57	11.44
RAHWAY	S 11.40	S 11.00	S 11.46
NORTH RAHWAY	S 11.02
LINDEN	S 11.05	S 11.50
SOUTH ELIZABETH	11.36	11.46	11.08	11.53
ELIZABETH	S 11.10	S 11.55
NORTH ELIZABETH	S 11.13
HUNTER	11.41	11.51	11.16	12.00
SOUTH ST. (Newark)
NEWARK	S 11.45	S 11.54	S 11.20	S 12.05
HUDSON	11.48	11.57	11.23	12.08
NEW YORK	S 12.00	S 12.09	S 11.35	S 12.20
ARRIVE	NOON	P.M.	A.M.	P.M.	

Time shown at Trenton and Millham is for information only.

NORTHWARD – EASTWARD

253

FIRST CLASS							
	◇126 Daily	C.N.J. ●5362 Saturday Only	‡●3730 Daily Ex. Sun.	‡●3924 Daily Ex. Sat. & Sun.	C.N.J. ‡●5322 Daily Ex. Sat. & Sun.	‡●3736 Daily Ex. Sat. & Sun.	●4246 Sunday Only
	A.M.	A.M.	A.M.	P.M.	P.M.	P.M.	P.M.
.....	S 11.25
.....	11.28
.....	11.34
.....	11.39
.....
.....	S 11.44	S 12.32	S 12.40
.....	11.47
.....	S 11.48	S 12.36	S 12.44
.....
.....	11.53	S 11.55	S 12.43	S 12.50
.....	S 12.47	S 12.54
.....	S 11.44	S 12.35
.....	S 11.48	S 12.40
.....	11.51	12.43
.....	MU	MU	MU	MU
.....
.....	11.58	11.59	12.01	12.24	12.51	12.51	12.58
.....	S 12.03	S 12.26	S 12.53	S 1.00
.....	12.28
.....	S 12.07	S 12.31	S 12.57	S 1.04
.....	12.02	12.05	12.10	12.34	12.57	1.00	1.07
.....	S 12.12	S 12.36	S 1.02	S 1.09
.....	S 1.12
.....	12.06	12.11	12.17	12.41	1.02	1.15
.....	1.07
.....	S 1.05
.....	D 12.10	S 12.15	S 12.20	S 12.44	S 1.10	S 1.19
.....	12.13	C.N.J.Yd.	12.23	12.47	C.N.J.Yd.	1.13	1.22
.....	S 12.25	Harrison	S 12.35	S 12.59	Harrison	S 1.25	S 1.34
.....	12.18	1.08
	P.M.	P.M.	P.M.	P.M.	P.M.	P.M.	P.M.
							Will Run Nov. 27 Dec. 25 Jan. 1 Feb. 23

TRENTON TO NEW YORK

254

STATIONS	FIRST CLASS				
	●172 Daily	●3626 Saturday Only	‡3828 Daily Ex. Sun.	‡3738 Daily Ex. Sat. & Sun.	
LEAVE	P.M.	P.M.	P.M.	P.M.	
TRENTON (Eastern Reg.)..	S 12.51	S 1.03
MILLHAM (Eastern Reg.)..	12.54	1.05
PRINCETON	1.00	S 1.14
MONMOUTH JCT.	1.05	1.20
DEANS
ADAMS
JERSEY AVENUE	S 1.36
COUNTY	1.12	1.29
NEW BRUNSWICK	S 1.34	S 1.40
EDISON	G 1.38
METUCHEN	1.18	MU	S 1.41	S 1.48
ISELIN	G 1.44	S 1.52
COLONIA
SOUTH AMBOY { N.Y. &	S 1.20
PERTH AMBOY { L.B.	S 1.24
WC { R.R.	1.27
GENASCO
WOODBIDGE { P.A. &	S 1.32	MU	MU
EDGAR { W. Br.
AVENEL	S 1.35
UNION {	1.23	1.40	1.47	1.56
RAHWAY	S 1.42	S 1.49	S 1.58
NORTH RAHWAY
LINDEN	S 1.53	S 2.02
SOUTH ELIZABETH	1.27	1.57	2.05
ELIZABETH	S 1.59	S 2.07
NORTH ELIZABETH	G 2.02
HUNTER	1.31	2.05	2.12
SOUTH ST. (Newark)
NEWARK {	S 1.35	S 2.08	S 2.15
HUDSON	1.38	2.11	2.18
NEW YORK {	S 1.50	S 2.23	S 2.30
.....	2.10
ARRIVE	P.M.	P.M.	P.M.	P.M.	

Time shown at Trenton and Millham is for information only.

NORTHWARD – EASTWARD

255

FIRST CLASS							
	50 Daily	3926 Daily Ex. Sat. & Sun.	212 Daily	C.N.J. 5384 Sunday Only	104 Daily	3740 Daily	1164 Saturday Only
	P.M.	P.M.	P.M.	P.M.	P.M.	P.M.	P.M.
	D 12.55		S 1.39		S 2.09		
	12.58		1.42		2.12		
	1.06		S 1.50				
	1.11		1.55				
						S 2.09	
	1.19		2.03		2.24		
			S 2.06			S 2.13	
	1.26		2.13			S 2.20	
						Q 2.23	
				S 2.11			S 2.25
				S 2.15			S 2.30
				2.18			2.33
		MU				MU	S 2.38
	1.32	2.10	2.18	2.27	2.33	2.27	2.42
		S 2.13				S 2.29	S 2.44
		S 2.16					
		S 2.19				S 2.33	
	1.37	2.22	2.23	2.33		2.37	2.50
		S 2.24				S 2.39	S 2.52
	1.41	2.29	2.27	2.39		2.44	2.57
				S 2.42			
	D 1.45	S 2.32	S 2.30		D 2.46	S 2.47	S 3.00
	1.48	2.35	2.33	C.N.J. Yd	2.48	2.50	3.03
	S 2.00	S 2.47	S 2.45	Harrison	S 2.59	S 3.03	S 3.15
				2.45			
	P.M.	P.M.	P.M.	P.M.	P.M.	P.M.	P.M.
				Will Run Nov. 27 Dec. 25 Jan. 1 Feb. 23			

TRENTON TO NEW YORK

256

STATIONS	FIRST CLASS				
	†1124	†03742	●130	†03928	10
	Daily Ex. Sat. & Sun.	Daily Ex. Sat. & Sun.	Daily	Daily Ex. Sat. & Sun.	Daily
LEAVE	P.M.	P.M.	P.M.	P.M.	P.M.
TRENTON (Eastern Reg.)	S 2.45	2.13
MILLHAM (Eastern Reg.)	2.48	2.16
PRINCETON	2.54	2.25
MONMOUTH JCT.	2.59	2.32
DEANS
ADAMS
JERSEY AVENUE	S 2.40
COUNTY	3.06	2.42
NEW BRUNSWICK	S 2.44
EDISON
METUCHEN	S 2.51	3.12	2.50
ISELIN	S 2.55
COLONIA
SOUTH AMBOY	N.Y. & L.B. R.R.	S 2.27
PERTH AMBOY		S 2.32
WC		2.36
GENASCO	P.A. & W. Br.	S 2.39	MU	MU
WOODBIDGE	
EDGAR	
AVENEL	
UNION	}	2.58
RAHWAY		2.44	2.59	3.17	3.14
NORTH RAHWAY	}	S 2.45	S 3.01	S 3.17
LINDEN		S 3.04	S 3.19
SOUTH ELIZABETH	}	2.51	3.07	3.22	3.25
ELIZABETH		S 2.53	S 3.09	S 3.27
NORTH ELIZABETH	}
HUNTER		2.56	3.14	3.26	3.32
SOUTH ST. (Newark)	}
NEWARK		S 2.59	S 3.17	S 3.30	S 3.35
HUDSON	}	3.03	3.20	3.33	3.38
NEW YORK		S 3.15	S 3.33	S 3.45	S 3.50
ARRIVE	P.M.	P.M.	P.M.	P.M.	P.M.

Arrive
Karny
3.40
P.M.

Time shown at Trenton and Millham is for information only.

NORTHWARD - EASTWARD

257

FIRST CLASS							
	●3830 Saturday Only	†●3744 Daily Ex. Sat. & Sun.	●4250 Sunday Only	†●3746 Daily Ex. Sat. & Sun.	☒ 106 Daily	●146 Daily	†●218 Daily
	P.M.	P.M.	P.M.	P.M.	P.M.	P.M.	P.M.
.....	S 2.48	S 3.09	P 3.24	S 3.38
.....	2.50	3.12	3.27	3.41
.....	S 2.59	3.33	K 3.48
.....	3.06	3.38	3.53
.....
.....	S 3.11	S 3.29	S 3.34
.....	3.14	3.24	3.45	4.00
.....	S 3.17	S 3.15	S 3.33	S 3.38
.....	S 3.19	F 3.37	S 3.42
.....	S 3.24	S 3.24	S 3.41	S 3.46	3.52	4.06
.....	S 3.28	S 3.45	S 3.50
.....
.....
.....	MU	MU	MU	MU
.....
.....	3.33
.....	3.31	3.32	3.49	3.54	3.57	4.11
.....	S 3.33	S 3.34	S 3.51	S 3.56
.....	S 3.37
.....	S 3.37	S 3.40	S 3.55	S 4.00
.....	3.40	3.43	3.59	4.03	4.02
.....	S 3.42	S 3.45	S 4.01	S 4.05	4.15
.....	S 3.45	S 3.48	S 4.08
.....	3.48	3.51	4.07	4.11	4.07	4.19
.....
.....	S 3.53	S 3.54	S 4.10	S 4.14	D 3.46	P 4.10	S 4.23
.....	3.56	3.57	4.13	4.17	3.48	4.12	4.25
.....	S 4.08	S 4.09	S 4.25	S 4.29	S 3.59	S 4.25	S 4.38
.....
	P.M.	P.M.	P.M.	P.M.	P.M.	P.M.	P.M.
			Will Run Nov. 27 Dec. 25 Jan. 1 Feb. 23		First Trip Dec. 21 Last Trip April 13		

TRENTON TO NEW YORK

258

STATIONS	FIRST CLASS				
	†●1126 Daily Ex. Sat. & Sun.	†●3748 Daily Ex. Sat. & Sun.	C.N.J. ●5366 Saturday Only	●3846 Saturday Only	
LEAVE	P.M.	P.M.	P.M.	P.M.	
TRENTON (Eastern Reg.)	S 3.51
MILLHAM (Eastern Reg.)	3.53
PRINCETON	S 4.01
MONMOUTH JCT.	4.08
DEANS
ADAMS
JERSEY AVENUE	S 4.05
COUNTY	4.16
NEW BRUNSWICK	S 4.09	S 4.20
EDISON	F 4.12
METUCHEN	S 4.16	S 4.27
ISELIN	S 4.20
COLONIA
SOUTH AMBOY { N.Y. &	S 4.04	S 4.14
PERTH AMBOY { L.B.	S 4.09	S 4.18
WC { R.R.	4.12	4.21
GENASCO
WOODBIDGE { P.A. &	MU	MU
EDGAR { W. Br.
AVENEL
UNION {	4.19	4.24	4.30	4.33
RAHWAY S	4.20	S 4.26
NORTH RAHWAY	S 4.30
LINDEN
SOUTH ELIZABETH	4.27	4.33	4.36	4.38
ELIZABETH S	4.29	S 4.35	S 4.40
NORTH ELIZABETH
HUNTER	4.34	4.40	4.42	4.45
SOUTH ST. (Newark)
NEWARK {	S 4.37	S 4.43	S 4.45	S 4.49
HUDSON	4.41	4.46	C.N.J. Yd.	4.52
NEW YORK {	S 4.53	S 4.58	Harrison 4.48	S 5.04
ARRIVE	P.M.	P.M.	P.M.	P.M.	

Time shown at Trenton and Millham is for information only.

NORTHWARD – EASTWARD

259

FIRST CLASS							
	●4234 Sunday Only	†●3832 Daily Ex. Sat. & Sun.	†●3750 Daily Ex. Sat. & Sun.	C.N.J. ●5386 Sunday Only	†●3630 Daily Ex. Sat. & Sun.	●174 Daily	●4252 Sunday Only
	P.M.	P.M.	P.M.	P.M.	P.M.	P.M.	P.M.
		S 4.01 4.03				S 4.39 4.42	
		S 4.12 4.19					
			S 4.33				S 5.04
		4.28				5.00	
		S 4.32	S 4.37				S 5.08
			S 4.41				S 5.12
	MU	S 4.39	S 4.45		MU	5.06	S 5.16
							S 5.20
	S 4.20			S 4.45	S 4.45		
	S 4.24			S 4.49	S 4.49		
	4.27			4.52	4.52		
	S 4.32	MU	MU		S 4.58		MU
	S 4.35				S 5.02		
	4.38	4.46	4.52	5.00	5.05	5.11	5.23
	S 4.40		S 4.54		S 5.07		S 5.27
			S 4.56		S 5.09		
	S 4.44		S 4.59		S 5.12		S 5.31
	4.48	4.51	5.03	5.06	5.16	5.15	5.35
	S 4.50	S 4.53	S 5.05		S 5.18		S 5.37
			S 5.08		S 5.21		
	4.55	4.57	5.11	5.12	5.24	5.19	5.42
			S 5.12		S 5.25		
	S 4.59	S 5.00	S 5.15	S 5.16	S 5.27	S 5.24	S 5.45
	5.02	5.03	5.18	C.N.J.Yd.	5.30	5.27	5.48
	S 5.15	S 5.15	S 5.30	Harrison	S 5.43	S 5.40	S 6.00
				5.19		6.00	
	P.M.	P.M.	P.M.	P.M.	P.M.	P.M.	P.M.
	Will Run Nov. 27 Dec. 25 Jan. 1 Feb. 23			Will Run Nov. 27 Dec. 25 Jan. 1 Feb. 23			Will Run Nov. 27 Dec. 25 Jan. 1 Feb. 23

TRENTON TO NEW YORK

260

STATIONS	FIRST CLASS				
	†●3834 Daily Ex. Sat. & Sun.	†●3752 Daily Ex. Sun		●54 Daily	
LEAVE	P.M.	P.M.		P.M.	
TRENTON (Eastern Reg.)..	S 4.52	D 5.10
MILLHAM (Eastern Reg.)..	4.55	5.13
PRINCETON	S 5.03	5.20
MONMOUTH JCT.	5.10	5.25
DEANS
ADAMS
JERSEY AVENUE	S 5.23
COUNTY	5.19	5.33
NEW BRUNSWICK	S 5.22	S 5.27
EDISON	S 5.31
METUCHEN	S 5.29	S 5.35	5.40
ISELIN	S 5.38
COLONIA
SOUTH AMBOY {	N.Y. &
PERTH AMBOY {	L.B.
WC	R.R.
GENASCO	P.A. & W. Br.
WOODBIDGE		MU	MU
EDGAR
AVENEL
UNION	5.35	5.43	5.46
RAHWAY		S 5.46
NORTH RAHWAY		5.49
LINDEN		S 5.51
SOUTH ELIZABETH	5.40	5.54	5.51
ELIZABETH	S 5.42	S 5.56
NORTH ELIZABETH	S 5.59
HUNTER	5.46	6.02	5.56
SOUTH ST. (Newark)
NEWARK	S 5.49	S 6.05	D 6.00
HUDSON		5.52	6.08	6.03
NEW YORK		S 6.04	S 6.20	S 6.15
ARRIVE	P.M.	P.M.		P.M.	

Time shown at Trenton and Millham is for information only.

NORTHWARD – EASTWARD

261

FIRST CLASS							
	†●3634 Daily Ex. Sat. & Sun.	C.N.J. †●5328 Daily Ex. Sat. & Sun.	†●220 Daily Ex. Sat. & Sun.	●132 Daily	●3838 Daily	●1168 Sat. & Sunday Only	☒ ●108 Daily
	P.M.	P.M.	P.M.	P.M.	P.M.	P.M.	P.M.
.....			S 5.37	S 5.47	S 5.50	S 6.20
.....			5.40	5.50	5.53	6.21
.....			S 5.47	R 5.56	S 6.00
.....			5.53	6.06
.....							
.....			6.00	6.08	6.15	6.33
.....					S 6.18	
.....	MU				N 6.21	
.....			6.06	6.14	S 6.25	
.....					S 6.29	
.....	S 5.39	S 5.54	S 6.34
.....	S 5.43	S 5.58	S 6.38
.....	5.46	6.01	6.41
.....	S 5.50	MU	S 6.46
.....	S 5.53
.....	5.56	6.10	6.11	6.19	6.33	6.51	6.40
.....	S 5.58	S 6.35	S 6.53
.....	S 6.00
.....	S 6.03	S 6.39	G 6.57
.....	6.07	6.16	6.15	6.23	6.42	7.00
.....	S 6.09	S 6.44	S 7.02
.....	S 6.12
.....	6.15	6.21	6.19	6.27	6.49	7.07
.....
.....	S 6.17	S 6.25	S 6.23	S 6.30	S 6.53	S 7.10	D 6.48
.....	6.20	C.N.J.Yd.	6.25	6.33	6.56	7.13	6.50
.....	S 6.33	Harrison	S 6.38	S 6.45	S 7.08	S 7.25	S 7.00
.....	6.28
	P.M.	P.M.	P.M.	P.M.	P.M.	P.M.	P.M.
						Will Run Nov. 27 Dec. 25 Jan. 1 Feb. 23	

TRENTON TO NEW YORK

262

202

STATIONS	FIRST CLASS				
	†●3858 Daily Ex. Sat. & Sun.	●152 Daily	●4254 Sunday Only		
LEAVE	P.M.	P.M.	P.M.		
TRENTON (Eastern Reg.)	S 6.25	N 6.47			
MILLHAM (Eastern Reg.)	6.28	6.50			
PRINCETON	S 6.36	MM 6.56			
MONMOUTH JCT.	6.42	7.01			
DEANS					
ADAMS					
JERSEY AVENUE			S 7.08		
COUNTY	6.51	7.08			
NEW BRUNSWICK	S 6.53	MM 7.10	S 7.12		
EDISON					
METUCHEN	S 7.00	7.14	S 7.19		
ISELIN			S 7.23		
COLONIA					
SOUTH AMBOY	N.Y. & L.B. R.R.				
PERTH AMBOY					
WC					
GENASCO	P.A. & W. Br.				
WOODBIDGE				MU	
EDGAR					
AVENEL					
UNION	}	7.07	7.19	7.27	
RAHWAY		S 7.09		S 7.29	
NORTH RAHWAY					
LINDEN			S 7.33		
SOUTH ELIZABETH		7.15	7.24	7.36	
ELIZABETH	S 7.17		S 7.38		
NORTH ELIZABETH					
HUNTER		7.22	7.29	7.43	
SOUTH ST. (Newark)					
NEWARK	}	S 7.25	S 7.35	S 7.47	
HUDSON		7.28	7.38	7.50	
NEW YORK	}	S 7.40	S 7.50	S 8.02	
ARRIVE	P.M.	P.M.	P.M.		
			Will Run Nov. 27 Dec. 25 Jan. 1 Feb. 23		

Time shown at Trenton and Millham is for information only.

NORTHWARD – EASTWARD

263

FIRST CLASS							
	†●3758 Daily Ex. Sat. & Sun.	M178 Daily Ex. Sun.	†●3638 Daily Ex. Sat. & Sun.	●3778 Saturday Only	●298 Sunday Only	●3760 Daily Ex. Sat.	
	P.M.	P.M.	P.M.	P.M.	P.M.	P.M.	
					S 7.39		
					7.42		
					S 7.50		
					7.56		
	S 7.22			S 7.46		S 8.05	
					8.03		
	S 7.26			S 7.50	S 8.06	S 8.09	
	S 7.33		MU	S 7.57	8.12	S 8.16	
				S 8.01		R 8.19	
			S 7.42				
			S 7.46				
			7.49				
	MU		S 7.54	MU		MU	
			S 7.57				
	7.39		8.00	8.05	8.17	8.23	
	S 7.41		S 8.02	S 8.07		S 8.25	
	S 7.43						
	S 7.46		S 8.06	S 8.11		S 8.29	
	7.49		8.09	8.15	8.21	8.33	
	S 7.51		S 8.12	S 8.17		S 8.35	
	S 7.54						
	7.57		8.17	8.22	8.26	8.40	
	S 8.00		S 8.20	S 8.25	S 8.30	S 8.43	
	8.03		8.23	8.28	8.33	8.46	
	S 8.15		S 8.35	S 8.40	S 8.45	S 8.58	
		S 8.30					
	P.M.	P.M.	P.M.	P.M.	P.M.	P.M.	
					Will Run Nov. 27 Dec. 25 Jan. 1 Feb. 23		

TRENTON TO NEW YORK

264

STATIONS	FIRST CLASS				
	● 154 Daily Ex. Sat.	● 272 Saturday Only	‡ ● 3840 Daily Ex. Sat. & Sun.	● 3850 Saturday Only	
LEAVE	P.M.	P.M.	P.M.	P.M.	
TRENTON (Eastern Reg.)..	S 7.55	S 7.55	S 8.00	S 8.02
MILLHAM (Eastern Reg.)..	7.58	7.58	8.03	8.04
PRINCETON	8.06	8.06	S 8.10	S 8.12
MONMOUTH JCT.	8.11	8.11	8.16	8.17
DEANS
ADAMS
JERSEY AVENUE
COUNTY	8.18	8.18	8.24	8.25
NEW BRUNSWICK			S 8.27	S 8.28
EDISON
METUCHEN	8.24	8.24	8.33	S 8.35
ISELIN				S 8.39
COLONIA
SOUTH AMBOY { N.Y. & PERTH AMBOY { L.B. WC { R.R.				
GENASCO { WOODBIDGE { P.A. & EDGAR { W. Br. AVENEL {			MU	MU
UNION { RAHWAY { NORTH RAHWAY { LINDEN { SOUTH ELIZABETH {	8.29	8.29	8.38	8.43
ELIZABETH				S 8.55
NORTH ELIZABETH
HUNTER	8.37	8.37	8.46	9.00
SOUTH ST. (Newark).....				
NEWARK { HUDSON { NEW YORK {	S 8.40	S 8.40	S 8.49	S 9.04
	8.43	8.43	8.52	9.07
	S 8.55	S 8.55	S 9.03	S 9.20
ARRIVE	P.M.	P.M.	P.M.	P.M.	
<div>Will Run Nov. 27 Dec. 25 Jan. 1 Feb. 23</div>					
Time shown at Trenton and Millham is for information only.					

NORTHWARD – EASTWARD

265

FIRST CLASS							
	☒ 110 Daily Ex. Sat. & Sun.	†●3762 Daily Ex. Sat. & Sun.	●1190 Sunday Only	◇ 16 Daily	●284 Daily Ex. Sat. & Sun.	●166 Sat. & Sunday Only	†●1130 Daily Ex. Sat. & Sun.
	P.M.	P.M.	P.M.	P.M.	P.M.	P.M.	P.M.
.....	S 8.09	S 8.24	S 8.41	S 8.58
.....	8.12	8.27	8.43	9.01
.....	8.34	S 8.51	9.09
.....	8.39	8.58	9.16
.....
.....	S 8.34
.....	8.29	8.46	9.05	9.23
.....	S 8.38	S 9.09	S 9.27
.....
.....	S 8.45	8.52	9.15	9.33
.....	S 8.49
.....	S 8.39	S 9.12
.....	S 8.43	S 9.16
.....	8.46	9.19
.....	MU	S 8.51
.....
.....	8.37	8.53	8.56	8.57	9.20	9.38	9.28
.....	S 8.55	S 8.58
.....	S 8.59
.....	9.03	9.05	9.01	9.24	9.42	9.34
.....	S 9.05	S 9.07	S 9.37
.....	S 9.08
.....	9.11	9.12	9.05	9.28	9.46	9.42
.....
.....	D 8.46	S 9.14	S 9.15	D 9.09	S 9.32	S 9.50	S 9.45
.....	8.49	9.17	9.18	9.12	9.35	9.53	9.48
.....	S 8.59	S 9.30	S 9.30	S 9.25	S 9.47	S 10.05	S 10.00
.....
	P.M.	P.M.	P.M.	P.M.	P.M.	P.M.	P.M.
			Will Run Nov. 27 Dec. 25 Jan. 1 Feb. 23				

TRENTON TO NEW YORK

266

STATIONS	FIRST CLASS				
		●4210 Sat. & Sunday Only	‡●3842 Daily Ex. Sat. & Sun.	●282 Sunday Only	●1170 Saturday Only
LEAVE		P.M.	P.M.	P.M.	P.M.
TRENTON (Eastern Reg.)		S 9.00	S 9.12	S 9.56
MILLHAM (Eastern Reg.)		9.03	9.15	9.59
PRINCETON		S 9.11	S 9.23	S 10.06
MONMOUTH JCT.		9.17	9.29	10.12
DEANS
ADAMS
JERSEY AVENUE
COUNTY		9.26	9.38	10.19
NEW BRUNSWICK		S 9.29	S 9.41	S 10.22
EDISON
METUCHEN		S 9.36	S 9.48	S 10.29
ISELIN			S 9.51	
COLONIA
SOUTH AMBOY { N.Y. &					S 10.26
PERTH AMBOY { L.B.					S 10.30
WC { R.R.					10.33
GENASCO {					
WOODBIDGE { P.A. &		MU	MU		S 10.38
EDGAR { W. Br.					
AVENEL {					
UNION {		9.43	9.55	10.36	10.42
RAHWAY		S 9.45	S 9.57	S 10.38	S 10.44
NORTH RAHWAY
LINDEN		S 9.49	S 10.01	
SOUTH ELIZABETH		9.53	10.05	10.45	10.50
ELIZABETH		S 9.55	S 10.07	S 10.47	S 10.52
NORTH ELIZABETH			S 10.10	
HUNTER		10.00	10.13	10.52	10.57
SOUTH ST. (Newark)
NEWARK {		S 10.03	S 10.16	S 10.55	S 11.00
HUDSON		10.06	10.19	10.58	11.03
NEW YORK {		S 10.18	S 10.31	S 11.10	S 11.15
ARRIVE		P.M.	P.M.	P.M.	P.M.
		Will Run Nov. 27 Dec. 25 Jan. 1 Feb. 23		Will Run Nov. 27 Dec. 25 Jan. 1 Feb. 23	
Time shown at Trenton and Millham is for information only.					

NORTHWARD – EASTWARD

267

FIRST CLASS							
	‡●3766 Daily Ex. Sun.	M180 Daily Ex. Sat.	●158 Daily	‡●1132 Daily Ex. Sat. & Sun.	●1192 Sunday Only	●3768 Daily	
	P.M.	P.M.	P.M.	P.M.	P.M.	P.M.	
			S 10.21 10.24				
			WW10.32 10.37				
	S 10.29					S 11.42	
			10.45 WW10.48			S 11.46	
	S 10.33 W 10.37 S 10.41 W 10.45		10.54			S 11.53 S 11.57	
				S 10.52 S 10.56 10.59	S 11.02 S 11.06 11.09		
	MU			S 11.03	S 11.14	MU	
	10.50 S 10.52 S 10.55 10.58		10.59 11.03	11.08 S 11.10 11.16	11.19 S 11.21 11.29	12.00 S 12.02 S 12.06 12.09	
	S 11.01 11.07 S 11.10 11.13 S 11.25		WW11.05 11.11 S 11.15 11.18 S 11.30	S 11.18 11.22 S 11.25 11.28 S 11.40	S 11.32 11.37 S 11.40 11.43 S 11.55	S 12.11 12.16 S 12.20 12.23 S 12.35	
	P.M.	P.M.	P.M.		P.M.	A.M.	

Will Run
Nov. 27
Dec. 25
Jan. 1
Feb. 23

HARRISON C. N. J. YARD TO NK-L.V.R.R.—WESTWARD

FIRST CLASS

STATIONS	C. N. J.	C. N. J.	C. N. J.	C. N. J.	C. N. J.	C. N. J.	C. N. J.	C. N. J.	C. N. J.	C. N. J.	C. N. J.	C. N. J.	C. N. J.	C. N. J.	C. N. J.
	#5401 Daily Ex. Sat. & Sun.	5501 Saturday Only	5551 Sunday Only	5553 Sunday Only	5503 Saturday Only	#5403 Daily Ex. Sat. & Sun.	#5903 Daily Ex. Sat. & Sun.	#5445 Daily Ex. Sat. & Sun.	5505 Saturday Only	5555 Sunday Only	#5405 Daily Ex. Sat. & Sun.	5507 Saturday Only	#5407 Daily Ex. Sat. & Sun.	5557 Sunday Only	#5409 Daily Ex. Sat. & Sun.
HARRISON C.N.J. YD.	A. M.	A. M.	A. M.	A. M.	A. M.	A. M.	A. M.	A. M.	A. M.	A. M.	A. M.	A. M.	A. M.	A. M.	A. M.
NEWARK	\$12.58	\$12.58	\$12.58	\$ 6.30	\$ 6.40	\$ 6.40	\$ 7.06	\$ 7.33	\$ 7.40	\$ 7.50	\$ 8.13	\$ 8.30	\$ 8.58	\$ 9.05	\$ 9.30
HUNTER	1.01	1.01	1.01	6.33	6.43	6.44	7.10	7.36	7.43	7.53	8.17	8.33	9.02	9.08	9.33
NK-L.V.R.R.	1.04	1.04	1.04	6.36	6.46	6.47	7.13	7.39	7.46	7.56	8.20	8.36	9.06	9.11	9.36
	A. M.	A. M.	A. M.	A. M.	A. M.	A. M.	A. M.	A. M.	A. M.	A. M.	A. M.	A. M.	A. M.	A. M.	A. M.

FIRST CLASS

STATIONS	C. N. J.	C. N. J.	C. N. J.	C. N. J.	C. N. J.	C. N. J.	C. N. J.	C. N. J.	C. N. J.	C. N. J.	C. N. J.	C. N. J.	C. N. J.	C. N. J.	C. N. J.
	5509 Saturday Only	5559 Sunday Only	#5411 Daily Ex. Sat. & Sun.	5511 Saturday Only	5513 Saturday Only	#5413 Daily Ex. Sat. & Sun.	5561 Sunday Only	#5415 Daily Ex. Sat. & Sun.	5515 Saturday Only	5563 Sunday Only	#5417 Daily Ex. Sat. & Sun.	5517 Saturday Only	#5419 Daily Ex. Sat. & Sun.	5519 Saturday Only	
HARRISON O.N.J. YD.	A. M.	A. M.	A. M.	A. M.	A. M.	A. M.	A. M.	A. M.	A. M.	A. M.	A. M.	A. M.	A. M.	A. M.	
NEWARK	9.37	9.52	\$10.07	\$10.45	\$11.40	\$11.45	\$12.06	\$12.45	\$1.10	\$1.35	\$1.55	\$2.22	\$3.23	\$3.24	
HUNTER	9.56	10.10	10.48	10.48	11.43	11.48	12.08	12.48	1.13	1.38	1.58	2.25	3.26	3.27	
NK-L.V.R.R.	9.58	10.13	10.51	10.51	11.46	11.51	12.11	12.51	1.16	1.41	2.01	2.28	3.29	3.30	
	A. M.	A. M.	A. M.	A. M.	A. M.	A. M.	A. M.	A. M.	A. M.	A. M.	A. M.	A. M.	A. M.	A. M.	

Trains Nos. 5551, 5553, 5555, 5557, 5559, 5561 and 5563 will run Nov. 27, Dec. 25, Jan. 1 and Feb. 23.

HARRISON C. N. J. YARD TO NK-L.V.R.R.—WESTWARD

STATIONS	FIRST CLASS													
	C. N. J.	C. N. J.	C. N. J.	C. N. J.	C. N. J.	C. N. J.	C. N. J.	C. N. J.	C. N. J.	C. N. J.	C. N. J.	C. N. J.	C. N. J.	C. N. J.
HARRISON C.N.J. YD..	● 5565 Sunday Only	● 5521 Saturday Only	● 5421 Daily Ex. Sat. & Sun.	● 5619 Daily Ex. Sat. & Sun.	● 5921 Daily Ex. Sat. & Sun.	● 5923 Daily Ex. Sat. & Sun.	● 5523 Saturday Only	● 5567 Sunday Only	● 5703 Daily Ex. Sat. & Sun.	● 5425 Daily Ex. Sat. & Sun.	● 5621 Daily Ex. Sat. & Sun.	● 5427 Daily Ex. Sat. & Sun.	● 5707 Daily Ex. Sat. & Sun.	● 5569 Sunday Only
NEWARK.....	P. M.	P. M.	P. M.	P. M.	P. M.	P. M.	P. M.	P. M.	P. M.	P. M.	P. M.	P. M.	P. M.	P. M.
HUNTER.....	\$ 3.57	\$ 4.22	\$ 4.15	\$ 4.27	\$ 4.54	\$ 4.69	\$ 5.22	\$ 5.25	\$ 5.27	\$ 5.34	\$ 5.45	\$ 5.56	\$ 6.00	\$ 6.22
NK-L.V.R.R.....	4.00	4.25	4.31	4.34	4.57	5.03	5.25	5.28	5.31	5.34	5.49	6.00	6.04	6.25
	4.03	4.28	4.34	4.34	5.00	5.07	5.25	5.28	5.31	5.34	5.42	6.04	6.07	6.28
	P. M.	P. M.	P. M.	P. M.	P. M.	P. M.	P. M.	P. M.	P. M.	P. M.	P. M.	P. M.	P. M.	P. M.

STATIONS	FIRST CLASS													
	C. N. J.	C. N. J.	C. N. J.	C. N. J.	C. N. J.	C. N. J.	C. N. J.	C. N. J.	C. N. J.	C. N. J.	C. N. J.	C. N. J.	C. N. J.	C. N. J.
HARRISON C.N.J. YD..	● 5525 Saturday Only	● 5431 Daily Ex. Sat. & Sun.	● 5433 Daily Ex. Sat. & Sun.	● 5527 Saturday Only	● 5435 Daily Ex. Sat. & Sun.	● 5571 Sunday Only	● 5529 Saturday Only	● 5531 Saturday Only	● 5437 Daily Ex. Sat. & Sun.	● 5573 Sunday Only	● 5533 Saturday Only	● 5575 Sunday Only	● 5439 Daily Ex. Sat. & Sun.	● 5535 Saturday Only
NEWARK.....	P. M.	P. M.	P. M.	P. M.	P. M.	P. M.	P. M.	P. M.	P. M.	P. M.	P. M.	P. M.	P. M.	P. M.
HUNTER.....	\$ 6.10	\$ 6.53	\$ 7.25	\$ 7.22	\$ 8.26	\$ 8.26	\$ 8.27	\$ 9.22	\$ 9.45	\$ 10.22	\$ 10.26	\$ 11.22	\$ 11.25	\$ 11.59
NK-L.V.R.R.....	6.28	6.57	7.29	7.26	8.29	8.29	8.30	9.26	9.48	10.26	10.29	11.25	11.28	12.02
	6.31	7.01	7.32	7.28	8.32	8.32	8.33	9.28	9.51	10.28	10.32	11.28	11.31	12.05
	P. M.	P. M.	P. M.	P. M.	P. M.	P. M.	P. M.	P. M.	P. M.	P. M.	P. M.	P. M.	P. M.	A. M.

Trains Nos. 5565, 5567, 5571, 5573 and 5575 will run Nov. 27, Dec. 25, Jan. 1 and Feb. 23.

NK-L.V.R.R. TO HARRISON C. N. J. YARD—EASTWARD

FIRST CLASS

	C. N. J.	C. N. J.	C. N. J.	C. N. J.	C. N. J.	C. N. J.	C. N. J.	C. N. J.	C. N. J.	C. N. J.	C. N. J.	C. N. J.	C. N. J.
STATIONS	#5440	#5536	#5576	#5402	#5502	#5552	#5504	#5404	#5406	#5554	#5708	#5448	#5408
	Daily Ex.	Sunday	Monday	Daily Ex.	Saturday	Sunday	Saturday	Daily Ex.	Daily Ex.	Sunday	Daily Ex.	Daily Ex.	Saturday
	Sat. & Sun.	Sun. & Mon.	Only	Sat. & Sun.	Only	Only	Only	Sat. & Sun.	Sat. & Sun.	Only	Sat. & Sun.	Sat. & Sun.	Sat. & Sun.
NK-L.V.R.R.	A. M.	A. M.	A. M.	A. M.	A. M.	A. M.	A. M.	A. M.	A. M.	A. M.	A. M.	A. M.	A. M.
	12.04	12.07	12.04	6.07	6.09	6.09	6.50	6.51	7.20	7.22	7.43	7.47	7.52
HUNTER	12.07	12.11	12.07	6.10	6.12	6.12	6.54	6.54	7.23	7.25	7.47	7.51	7.56
NEWARK	12.10	12.15	12.10	6.14	6.15	6.15	6.57	6.58	7.27	7.28	7.50	7.55	8.00
HARRISON C.N.J. YD.	A. M.	A. M.	A. M.	A. M.	A. M.	A. M.	A. M.	A. M.	A. M.	A. M.	A. M.	A. M.	A. M.

FIRST CLASS

	C. N. J.	C. N. J.	C. N. J.	C. N. J.	C. N. J.	C. N. J.	C. N. J.	C. N. J.	C. N. J.	C. N. J.	C. N. J.	C. N. J.	C. N. J.
STATIONS	#5910	#5600	#5712	#5412	#5556	#5508	#5602	#5414	#5558	#5510	#5416	#5560	#5512
	Daily Ex.	Daily Ex.	Daily Ex.	Daily Ex.	Sunday	Saturday	Daily Ex.	Daily Ex.	Sunday	Saturday	Daily Ex.	Sunday	Saturday
	Sat. & Sun.	Sat. & Sun.	Sat. & Sun.	Sat. & Sun.	Only	Only	Sat. & Sun.	Sat. & Sun.	Only	Only	Sat. & Sun.	Only	Only
NK-L.V.R.R.	A. M.	A. M.	A. M.	A. M.	A. M.	A. M.	A. M.	A. M.	A. M.	A. M.	A. M.	A. M.	A. M.
	8.09	8.13	8.26	8.40	8.37	9.06	9.15	9.18	9.29	10.06	10.18	11.07	11.08
HUNTER	8.12	8.16	8.29	8.43	8.40	9.09	9.18	9.21	9.32	10.09	10.21	11.10	11.11
NEWARK	8.16	8.19	8.33	8.47	8.43	9.12	9.21	9.25	9.35	10.12	10.25	11.13	11.14
HARRISON C.N.J. YD.	8.19	8.22	8.36	8.52	8.52	9.15	9.24	9.28	9.38	10.12	10.25	11.13	11.14
	A. M.	A. M.	A. M.	A. M.	A. M.	A. M.	A. M.	A. M.	A. M.	A. M.	A. M.	A. M.	A. M.

Trains Nos. 5536, 5552, 5554, 5556, 5558 and 5560 will run Nov. 27, Dec. 25, Jan. 1 and Feb. 23.

NK-L.V.R.R. TO HARRISON C. N. J. YARD—EASTWARD

FIRST CLASS

STATIONS	C. N. J.	C. N. J.	C. N. J.	C. N. J.	C. N. J.	C. N. J.	C. N. J.	C. N. J.	C. N. J.	C. N. J.	C. N. J.	C. N. J.	C. N. J.
	#5420	#5562	#5422	#5516	#5424	#5518	#5564	#5520	#5426	#5522	#5566	#5428	#5524
	Daily Ex.	Sunday Only	Daily Ex.	Saturday Only	Daily Ex.	Saturday Only	Sunday Only	Saturday Only	Daily Ex.	Saturday Only	Sunday Only	Daily Ex.	Saturday Only
	P. M.	P. M.	P. M.	P. M.	P. M.	P. M.	P. M.	P. M.	P. M.	P. M.	P. M.	P. M.	P. M.
NK-L.V.R.R.	12.09	1.04	1.23	1.24	2.28	2.37	3.09	3.36	3.41	4.38	4.47	5.28	6.61
HUNTER	12.12	1.07	1.26	1.27	2.31	2.40	3.12	3.39	3.44	4.41	4.50	5.29	6.64
NEWARK	12.16	\$ 1.10	\$ 1.29	\$ 1.30	\$ 2.34	\$ 2.44	\$ 3.15	\$ 3.42	\$ 3.48	\$ 4.44	\$ 4.53	\$ 5.34	\$ 6.67
HARRISON C.N.J. YD.	12.18	1.13	1.32		2.37				3.51			5.37	6.00
	P. M.	P. M.	P. M.	P. M.	P. M.	P. M.	P. M.	P. M.	P. M.	P. M.	P. M.	P. M.	P. M.

FIRST CLASS

STATIONS	C. N. J.	C. N. J.	C. N. J.	C. N. J.	C. N. J.	C. N. J.	C. N. J.	C. N. J.	C. N. J.	C. N. J.	C. N. J.	C. N. J.	C. N. J.
	#5930	#5932	#5526	#5432	#5570	#5434	#5528	#5530	#5436	#5572	#5532	#5438	#5574
	Daily Ex.	Daily Ex.	Saturday Only	Daily Ex.	Sunday Only	Daily Ex.	Saturday Only	Saturday Only	Daily Ex.	Sunday Only	Saturday Only	Daily Ex.	Saturday Only
	P. M.	P. M.	P. M.	P. M.	P. M.	P. M.	P. M.	P. M.	P. M.	P. M.	P. M.	P. M.	P. M.
NK-L.V.R.R.	6.08	6.33	6.39	6.39	7.34	7.59	7.47	8.52	9.04	9.24	9.51	10.46	10.61
HUNTER	6.11	6.37	6.42	6.43	7.37	8.02	7.60	8.56	9.07	9.27	9.54	10.49	10.54
NEWARK	\$ 6.16	\$ 6.41	\$ 6.45	\$ 6.47	\$ 7.40	\$ 8.06	\$ 7.53	\$ 8.58	\$ 9.10	\$ 9.30	\$ 9.57	\$10.52	\$10.57
HARRISON O.N.J. YD.				6.50					9.13			10.55	11.00
	P. M.	P. M.	P. M.	P. M.	P. M.	P. M.	P. M.	P. M.	P. M.	P. M.	P. M.	P. M.	P. M.

Trains Nos. 5562, 5564, 5566, 5570, 5572 and 5574 will run Nov. 27, Dec. 25, Jan. 1 and Feb. 23.

PRINCETON BRANCH—SOUTHWARD

FIRST CLASS

STATIONS	#4133 Daily Ex. Sat. & Sun. A. M.	#4135 Daily Ex. Sun. A. M.	#4137 Daily Ex. Sun. A. M.	4103 Saturday Only A. M.	4261 Sunday Only A. M.	#4139 Daily Ex. Sun. A. M.	#4141 Daily Ex. Sun. A. M.	4143 Daily A. M.	4105 Saturday Only A. M.	4265 Sunday Only A. M.	4147 Daily P. M.	#4149 Daily Ex. Sun. P. M.	4151 Daily P. M.	#4153 Daily Ex. Sun. P. M.	4107 Saturday Only P. M.
PRINCETON UNIV.	\$ 7.15	\$ 7.42	\$ 7.59	\$ 8.19	\$ 8.41	\$ 8.48	\$ 8.59	\$ 9.39	\$10.12	\$10.45	\$12.32	\$12.55	\$ 1.40	\$ 2.04	\$ 2.47
PENNS NECK	\$ 7.20	\$ 7.47	\$ 8.04	\$ 8.24	\$ 8.46	\$ 8.52	\$ 9.04	\$ 9.44	\$10.17	\$10.50	\$12.37	\$ 1.00	\$ 1.45	\$ 2.09	\$ 2.52
PRINCETON	A. M.	A. M.	A. M.	A. M.	A. M.	A. M.	A. M.	A. M.	A. M.	A. M.	P. M.	P. M.	P. M.	P. M.	P. M.

FIRST CLASS

STATIONS	#4155 Daily Ex. Sat. & Sun. P. M.	4109 Sat. & Sun. Only P. M.	#4157 Daily Ex. Sat. & Sun. P. M.	4267 Sunday Only P. M.	#4159 Daily Ex. Sun. P. M.	#4161 Daily Ex. Sat. & Sun. P. M.	4111 Saturday Only P. M.	#4163 Daily Ex. Sat. P. M.	4113 Sat. & Sun. Only P. M.	#4165 Daily Ex. Sat. & Sun. P. M.	#4169 Daily Ex. Sat. & Sun. P. M.	#4171 Daily P. M.	#4173 Daily Ex. Sat. & Sun. P. M.	#4175 Daily P. M.	#4177 Daily Ex. Sun. P. M.	4269 Sunday Only P. M.
PRINCETON UNIV.	\$ 3.05	\$ 3.38	\$ 4.01	\$ 4.33	\$ 4.40	\$ 5.01	\$ 5.24	\$ 5.37	\$ 5.54	\$ 6.05	\$ 6.22	\$ 6.53	\$ 7.12	\$ 7.40	\$ 8.02	\$ 8.42
PENNS NECK	\$ 3.10	\$ 3.43	\$ 4.06	\$ 4.38	\$ 4.45	\$ 5.06	\$ 5.29	\$ 5.42	\$ 5.59	\$ 6.10	\$ 6.27	\$ 6.58	\$ 7.17	\$ 7.45	\$ 8.07	\$ 8.47
PRINCETON	P. M.	P. M.	P. M.	P. M.	P. M.	P. M.	P. M.	P. M.	P. M.	P. M.	P. M.	P. M.	P. M.	P. M.	P. M.	P. M.

FIRST CLASS

STATIONS	4115 Sat. & Sun. Only P. M.	#4179 Daily Ex. Sat. & Sun. P. M.	4181 Daily P. M.	4271 Sunday Only P. M.	#4183 Daily Ex. Sun. P. M.	4275 Sunday Only P. M.	4185 Daily P. M.
PRINCETON UNIV.	\$ 9.00	\$ 9.15	\$ 9.45	\$10.01	\$10.25	\$10.45	\$11.48
PENNS NECK	\$ 9.05	\$ 9.20	\$ 9.50	\$10.06	\$10.30	\$10.50	\$11.53
PRINCETON	P. M.	P. M.	P. M.	P. M.	P. M.	P. M.	P. M.

Regular trains on Princeton Branch operate with MU equipment and will not carry baggage.

Trains Nos. 4261, 4265, 4109, 4267, 4113, 4269, 4115, 4271 and 4275 will run Nov. 27, Dec. 25, Jan. 1 and Feb. 23.

PRINCETON BRANCH—NORTHWARD

FIRST CLASS

STATIONS	#4134	#4136	#4138	4104	4140	#4142	4144	4106	4266	4148	#4150	4152	#4154	4108
	Daily Ex. Sat. & Sun. A. M.	Daily Ex. Sun. A. M.	Daily Ex. Sun. A. M.	Saturday Only A. M.	Daily A. M.	Daily Ex. Sun. A. M.	Daily A. M.	Saturday Only A. M.	Sunday Only A. M.	Daily A. M.	Daily Ex. Sun. P. M.	Daily P. M.	Daily Ex. Sun. P. M.	Saturday Only P. M.
PRINCETON	\$ 7.32	\$ 7.53	\$ 8.09	\$ 8.30	\$ 8.53	\$ 9.09	\$ 9.56	\$10.23	\$10.58	\$12.44	\$ 1.18	\$ 1.53	\$ 2.14	\$ 3.04
PENNS NECK	\$ 7.37	\$ 7.58	\$ 8.14	\$ 8.35	\$ 8.58	\$ 9.14	\$10.01	\$10.28	\$11.03	\$12.49	\$ 1.23	\$ 1.58	\$ 2.19	\$ 3.09
PRINCETON UNIV.	A. M.	A. M.	A. M.	A. M.	A. M.	A. M.	A. M.	A. M.	A. M.	P. M.	P. M.	P. M.	P. M.	P. M.

FIRST CLASS

STATIONS	#4156	4110	#4158	4268	#4160	#4162	4112	#4164	4114	#4166	#4168	#4172	#4174	#4176	#4178	4270
	Daily Ex. Sat. & Sun. P. M.	Sat. & Sun. Only P. M.	Daily Ex. Sat. & Sun. P. M.	Sunday Only P. M.	Daily Ex. Sun. P. M.	Daily Ex. Sat. & Sun. P. M.	Saturday Only P. M.	Daily Ex. Sat. P. M.	Sat. & Sun. Only P. M.	Daily Ex. Sat. & Sun. P. M.	Daily Ex. Sat. & Sun. P. M.	Daily P. M.	Daily Ex. Sat. & Sun. P. M.	Daily P. M.	Daily Ex. Sun. P. M.	Sunday Only P. M.
PRINCETON	\$ 3.14	\$ 4.02	\$ 4.30	\$ 4.51	\$ 4.55	\$ 5.10	\$ 5.37	\$ 5.48	\$ 6.08	\$ 6.18	\$ 6.28	\$ 7.05	\$ 7.20	\$ 7.55	\$ 8.14	\$ 8.54
PENNS NECK	\$ 3.19	\$ 4.07	\$ 4.35	\$ 4.56	\$ 5.00	\$ 5.15	\$ 5.42	\$ 5.53	\$ 6.13	\$ 6.21	\$ 6.33	\$ 7.10	\$ 7.25	\$ 8.00	\$ 8.19	\$ 8.59
PRINCETON UNIV.	P. M.	P. M.	P. M.	P. M.	P. M.	P. M.	P. M.	P. M.	P. M.	P. M.	P. M.	P. M.	P. M.	P. M.	P. M.	P. M.

FIRST CLASS

STATIONS	4116	#4180	4182	4272	#4184	4276	4186
	Sat. & Sun. Only P. M.	Daily Ex. Sat. & Sun. P. M.	Daily P. M.	Sunday Only P. M.	Daily Ex. Sun. P. M.	Sunday Only P. M.	Daily P. M.
PRINCETON	\$ 9.21	\$ 9.25	\$ 9.55	\$10.10	\$10.38	\$10.55	\$11.58
PENNS NECK	\$ 9.26	\$ 9.30	\$10.00	\$10.15	\$10.43	\$11.00	\$12.02
PRINCETON UNIV.	P. M.	P. M.	P. M.	P. M.	P. M.	P. M.	A. M.

Trains Nos. 4266, 4110, 4268, 4114, 4270, 4116, 4272 and 4276 will run Nov. 27,
Dec. 25, Jan. 1 and Feb. 23.

Regular trains on Princeton Branch operate with MU equipment and will not carry
baggage.

RS TO DV – WESTWARD					
FIRST CLASS					
STATIONS	● 5 Daily				
	Mail & Express				
LEAVE	A.M.				
30th STREET	4.00				
RS	4.20				
130th STREET	# 5.15				
DV	5.38				
ARRIVE	A.M.				
DV TO RS – EASTWARD					
FIRST CLASS					
STATIONS	● 6 Daily				
	Mail & Express				
LEAVE	A.M.				
DV	11.33				
130th STREET	# 12.45				
RS	12.55				
30th STREET	E 1.30				
ARRIVE	P.M.				
Time shown at W. 30th street is for information only.					

WALLKILL VALLEY BRANCH

EASTWARD			FIRST CLASS	WESTWARD		
	RV-2		STATIONS		RV-9	
	Freight				Freight	
	Daily				Daily	
Leave	A.M.				P.M.	Arrive
	9:30		Kingston		4:30	
			Rosendale New Paltz Gardiner			
	12:31		Wallkill Walden Montgomery		1:30	
Arrive	P.M.				P.M.	Leave

Note: Train RV-2 may return as RV-9 from an intermediate Station on verbal permission from the train dispatcher.

CATSKILL MOUNTAIN BRANCH

WESTWARD			FIRST CLASS	EASTWARD		
	BK-1 Note 1	BK-1 Note 2			BK-2 Notes 2 & 3	
	Freight	Freight			Freight	
	Mon. & Thurs. only	Tues. & Fri. only			Tues. & Fri. only	
Leave	A.M.	A.M.			P.M.	
	10:45		Kingston West Hurley Mt. Pleasant Phoenicia Big Indian Fleischmans Arkville Roxbury Grand Gorge Stamford Hobart Bloomville		2:00	
	5:00	6:30 7:30			8:00	
Arrive	P.M.	A.M.			A.M.	

NOTE 3: May leave Stamford eastward at 6:30 a.m. if no work between Stamford & Bloomville with verbal permission from train Dispatcher.

OFFICES OPEN FOR SALE OF TICKETS

HUDSON DIVISION

Station	Monday to Friday	Saturday	Sunday and Holidays
G.C.T., Upper Level	7:00 A.M. to 11:00 P.M.	7:00 A.M. to 11:00 P.M.	7:00 A.M. to 11:00 P.M.
G.C.T., Lower Level	7:30 A.M. to 8:00 P.M.	Closed	Closed
125th St.	6:30 A.M. to 10:30 P.M.	6:30 A.M. to 10:30 P.M.	6:30 A.M. to 10:30 P.M.
Marble Hill	6:00 A.M. to 3:00 P.M.	Closed	Closed
Yonkers	6:30 A.M. to 9:30 P.M.	Closed	Closed
Hastings-on-Hudson	7:00 A.M. to 4:00 P.M.	Closed	Closed
Dobbs Ferry	7:00 A.M. to 4:00 P.M.	Closed	Closed
Ardsley-on-Hudson	6:50 A.M. to 3:50 P.M.	Closed	Closed
Tarrytown	7:00 A.M. to 4:00 P.M.	Closed	Closed
Ossining	7:00 A.M. to 4:00 P.M.	Closed	Closed
Croton-Harmon	7:10 A.M. to 11:05 P.M.	7:10 A.M. to 11:05 P.M.	7:10 A.M. to 11:05 P.M.
Peekskill	6:45 A.M. to 3:45 P.M.	6:45 A.M. to 3:45 P.M.	6:45 A.M. to 3:45 P.M.
Beacon	8:00 A.M. to 5:00 P.M.	8:00 A.M. to 5:00 P.M.	8:00 A.M. to 5:00 P.M.
Poughkeepsie	7:30 A.M. to 10:00 P.M.	7:30 A.M. to 10:00 P.M.	7:30 A.M. to 10:00 P.M.
Rhinecliff	10:00 A.M. to 7:00 P.M.	10:00 A.M. to 7:00 P.M.	10:00 A.M. to 7:00 P.M.
Hudson	7:59 A.M. to 10:00 P.M.	7:59 A.M. to 10:00 P.M.	7:59 A.M. to 10:00 P.M.
Fordham	7:00 A.M. to 4:00 P.M.	Closed	Closed
Mt. Vernon	6:15 A.M. to 3:15 P.M.	Closed	Closed
Fleetwood	6:45 A.M. to 3:45 P.M.	Closed	Closed
Bronxville	7:05 A.M. to 4:05 P.M.	Closed	Closed
Tuckahoe	7:00 A.M. to 4:00 P.M.	Closed	Closed
Crestwood	7:00 A.M. to 10:00 P.M.	Closed	Closed
Scarsdale	6:45 A.M. to 10:15 P.M.	6:45 A.M. to 2:45 P.M.	6:45 A.M. to 2:45 P.M.
Hartsdale	7:05 A.M. to 4:05 P.M.	Closed	Closed
White Plains	6:30 A.M. to 10:00 P.M.	6:30 A.M. to 10:00 P.M.	6:30 A.M. to 10:00 P.M.
White Plains No. Sta.	6:40 A.M. to 3:40 P.M.	Closed	Closed
Chappaqua	6:00 A.M. to 3:00 P.M.	Closed	Closed
Mt. Kisco	7:30 A.M. to 4:30 P.M.	Closed	Closed
Pawling	5:00 A.M. to 1:20 P.M. 2:00 P.M. to 10:00	6:00 A.M. to 10:00 P.M.	
Dover Plains	6:00 A.M. to 3:30 P.M.	8:35 A.M. to 4:35 P.M.	10:45 A.M. to 12:45 P.M.
Millerton	8:00 A.M. to 5:00 P.M.	Closed	Closed

OFFICES OPEN FOR SALE OF TICKETS

NEW JERSEY DIVISION

Station	Monday to Friday	Saturday	Sunday and Holidays
New York	6:10 A.M. to 11:30 P.M.	6:10 A.M. to 11:30 P.M.	6:10 A.M. to 11:30 P.M.
Newark, N.J.	6:00 A.M. to 11:00 P.M.	6:00 A.M. to 11:00 P.M.	6:00 A.M. to 11:00 P.M.
N. Elizabeth	6:30 A.M. to 8:45 A.M.	Closed	Closed
Elizabeth	6:00 A.M. to 5:00 P.M.	9:00 A.M. to 5:00 P.M.	Closed
Linden	6:50 A.M. to 2:35 P.M.	Closed	Closed
Rahway	6:30 A.M. to 2:30 P.M.	8:30 A.M. to 4:00 P.M.	Closed
Woodbridge	6:30 A.M. to 8:15 A.M.	Closed	Closed
Iselin	6:30 A.M. to 8:15 A.M.	Closed	Closed
Metuchen	6:30 A.M. to 2:30 P.M.	Closed	Closed
New Brunswick	6:00 A.M. to 8:00 P.M.	6:00 A.M. to 8:00 P.M.	11:30 A.M. to 8:00 P.M.
Jersey Avenue	6:45 A.M. to 10:45 A.M.	Closed	Closed
Monmouth Jct.	8:00 A.M. to 10:00 A.M.	Closed	Closed
Princeton	7:15 A.M. to 10:00 A.M.	Closed	Closed
Princeton Univ.	7:00 A.M. to 5:00 P.M.	7:00 A.M. to 4:00 P.M.	Closed
West Point	8:00 A.M. to 5:00 P.M.	Closed	Closed

EXTRA STOPS – PASSENGER TRAINS

278

MAIN LINE (Hudson Division)		
Train No.	Stop At	For
8804	Croton No. Station (Sunday Only)	Employees
586	138th Street	Employees
762	Philipse Manor	Employees
451, 453	Mott Haven Jct.	Employees
HARLEM BRANCH		
9550	Melrose	Employees
973 974	Putnam Jct.	Employees
9207 9208	Putnam Jct.	Employees
9009 976	Putnam Jct.	Employees
975 984	Putnam Jct.	Employees
9019 9220	Putnam Jct.	Employees
9221 9222	Putnam Jct.	Employees
989 982	Putnam Jct.	Employees
9225 9030	Putnam Jct.	Employees
935 9234	Putnam Jct.	Employees
981 9238	Putnam Jct.	Employees
9233 992	Putnam Jct.	Employees
983 988	Putnam Jct.	Employees
957 9039	Putnam Jct.	Employees
9014 922	Putnam Jct.	Employees
(New Jersey Division)		
3812	Portal Block Station	Employees
3706	Portal Block Station	Employees
4241	Portal Block Station	Employees
3740	Portal Block Station	Employees
3767	Portal Block Station	Employees
3789	Portal Block Station	Employees
3606 } 3723 }	Switch Leading to Engine Track, Meadows, East End Hudson Inter- locking }	Employees
3607	Waverly Freight Station, Haynes Ave.	Employees
3731	Waverly Freight Station, Haynes Ave.	Employees
4210	County Block Station	Employees
3815	County Block Station	Employees

TRAINS WAIT FOR CONNECTIONS

(Hudson Division)

279

CROTON — HARMON

WESTWARD				EASTWARD			
Train No.	Due to Leave	Conne- ction	Due to Arrive	Train No.	Due to Leave	Conne- ction	Due to Arrive
	A.M.		A.M.		A.M.		A.M.
8839	1.21	8339	1.19	830	6.35	890	6.28
825	1.31	787	1.28	830	6.35	860	6.30
801	6.17	701	6.15	8302	6.50	8802	6.45
807	7.45	707	7.40	832	7.00	892	6.55
8801	8.40	8301	8.39	832	7.00	862	6.57
813	9.25	713	9.20	836	7.46	864	7.43
* 71	9.22	713	9.20	8304	7.50	8804	7.45
* 71	9.22	8709	9.19	782	8.20	838	8.12
8805	10.40	8305	10.39	782	8.20	868	8.14
* 81	11.22	717	11.19	8306	8.50	8806	8.45
* 81	11.22	8717	11.19	840	9.10	870	9.05
861	11.32	831	11.30	840	9.10	850	9.03
	P.M.		P.M.	854	10.40	894	10.35
8809	12.40	8309	12.39	854	10.40	808	10.37
* 73	1.22	723	1.18	8310	10.50	8810	10.45
* 73	1.22	8725	1.19		P.M.		P.M.
863	1.41	833	1.39	8314	12.50	8814	12.45
823	2.22	731	2.19	750	1.40	810	1.35
8813	2.40	8313	2.39	8318	2.50	8818	2.45
815	3.25	733	3.20	756	3.10	814	3.00
* 75	3.22	733	3.20	756	3.10	812	3.04
* 75	3.22	8733	3.19	760	4.40	816	4.35
885	4.33	835	4.30	8322	4.50	8822	4.45
865	4.35	835	4.30	762	5.10	818	5.05
8817	4.40	8317	4.39	8326	6.50	8826	6.45
* 83	5.22	8741	5.19	768	8.10	858	8.05
855	5.34	741	5.30	8330	8.50	8830	8.45
899	5.51	839	5.49	772	9.10	824	9.05
869	5.54	839	5.49	8334	10.50	8834	10.45
747	6.12	841	6.11	778	11.10	896	11.05
893	6.34	843	6.30				
873	6.35	843	6.30				
8823	6.40	8323	6.39				
* 61	7.22	8749	7.19				
* 61	7.22	767	7.21				
895	7.32	845	7.29				
875	7.35	845	7.29				
8827	7.40	8081	7.39				
8831	8.40	8831	8.39				
897	8.42	847	8.39				
* 85	9.22	8757	9.19				
* 85	9.22	777	9.20				
879	9.42	849	9.39				
8835	10.40	8335	10.39				
821	11.31	781	11.19				
* 63	11.30	781	11.19				
* 63	11.30	8765	11.19				

TARRYTOWN

809	A.M. 8.10	709	A.M. 8.07	706 710 734	A.M. 6.50 7.17 8.40	830 832 782	A.M. 6.48 7.15 8.36
-----	--------------	-----	--------------	-------------------	------------------------------	-------------------	------------------------------

YONKERS

709	A.M. 7.47	449	A.M. 7.35	708	A.M. 7.14	706	A.M. 7.09
713	8.47	451	8.40	712	7.44	710	7.38
715	9.47	453	9.40	732	8.23	728	8.18
717	10.47	455	10.40	450	9.04	734	9.00
719	11.47	457	11.40	452	9.50	736	9.41
	P.M.		P.M.	454	10.50	740	10.41
723	12.47	459	12.40	456	11.50	742	11.41
731	1.47	461	1.40		P.M.		P.M.
733	2.47	463	2.40	458	12.50	744	12.41
735	3.47	465	3.40	460	1.50	748	1.41
739	4.27	467	4.19	462	2.50	754	2.41
741	4.58	481	4.49	464	3.50	756	3.41
765	6.25	487	6.15	466	4.50	758	4.41

TRAINS WAIT FOR CONNECTIONS

(Hudson Division)

280

YONKERS (Cont.)

WESTWARD				EASTWARD			
Train No.	Due to Leave	Conne- ction	Due to Arrive	Train No.	Due to Leave	Conne- ction	Due to Arrive
	P.M.		P.M.		P.M.		P.M.
767	6.47	489	6.39	476	5.50	762	5.41
771	7.48	491	7.40	478	6.50	764	6.41
777	8.47	469	8.40	480	7.50	766	7.41
779	9.47	471	9.40	468	8.50	768	8.41
781	10.47	473	10.40	470	9.50	772	9.41
783	11.47	475	11.40	472	10.50	776	10.41
				474	11.50	778	11.41

BREWSTER

	A.M.		A.M.		A.M.		A.M.
973	9.52	907	9.47	906	6.44	974	6.40
9207	9.58	9007	9.53	9008	7.15	9208	7.12
975	12.55	915	12.50	916	8.01	976	7.57
	P.M.		P.M.		P.M.		P.M.
9221	3.53	9021	3.51	934	12.15	984	12.12
989	4.55	929	4.47	9020	12.15	9220	12.12
9225	5.55	9025	5.53	9022	1.15	9222	1.11
981	6.57	943	6.52	942	4.19	982	4.16
9233	7.56	9033	7.51	9034	5.15	9234	5.11
983	8.18	953	8.12	9038	7.15	9238	7.11
				956	8.15	992	8.11
				9044	9.15	9244	9.11
				964	10.15	988	10.11

WHITE PLAINS NORTH STATION (Holland Avenue)

901	A.M. 1.58	611	A.M. 1.57				
-----	---------------------	-----	---------------------	--	--	--	--

CRESTWOOD

				630	A.M. 8.53	546	A.M. 8.51
--	--	--	--	-----	---------------------	-----	---------------------

MOUNT VERNON

	A.M.		A.M.		A.M.		A.M.
9547	12.23	9647	12.16	9648	12.48	9548	12.40
511	7.59	509	7.56	504	6.53	900	6.53
9507	8.23	9607	8.16	510	7.14	506	7.12
515	9.00	633	8.52	520	7.43	512	7.39
9513	10.23	9613	10.16	9608	8.42	9508	8.40
	P.M.		P.M.	554	9.06	630	9.03
9517	12.23	9617	12.16	9614	10.42	9514	10.40
9521	2.23	9621	2.16		P.M.		P.M.
9525	4.23	9625	4.16	9618	12.42	9518	12.40
545	4.25	543	4.18	9622	2.42	9522	2.40
9533	6.23	9633	6.16	552	4.42	594	4.40
585	6.54	583	6.48	9626	4.42	9526	4.40
589	7.23	587	7.19	600	5.15	596	5.10
9537	8.23	9637	8.16	604	5.42	602	5.40
9543	10.23	9643	10.16	9634	6.42	9534	6.40
				636	7.42	612	7.40
				9638	8.42	9538	8.40
				9644	10.42	9544	10.40

NOTE — *Not to wait for connection unless otherwise instructed.
Conductor of trains waiting for connection will call chief train dispatcher if connection train has not arrived on time, except eastbound and westbound at Croton — Harman, westbound at Mt. Vernon, and eastbound at Crestwood where their departure will be governed by signal indication.

TRAINS WAIT FOR CONNECTIONS

(New Jersey Division)

281

RAHWAY							
Train No.	Due to Leave	Will Wait 5 Minutes for Train No.	Due	Train No.	Due to Leave	Will Wait 5 Minutes for Train No.	Due
3704	A.M. 6.01	3602	A.M. 5.55	3617	P.M. 2.30	3831	P.M. 2.27
3611	8.32	3821	8.28	3621	5.00	3839	4.55
	P.M.		P.M.	3637	7.13	3785	7.08
3828	1.49	3626	1.42	3641	9.49	3757	9.43
PRINCETON							
254	A.M. 7.25	4133	A.M. 7.25	4134	A.M. 7.32	254	A.M. 7.25
200	7.52	4135	7.47	4136	7.53	200	7.52
234	7.50	4135	7.47	4136	7.53	234	7.50
201	7.51	4135	7.47	4138	8.09	3817	7.55
3817	7.55	4135	7.47	4138	8.09	3820	8.06
3820	8.06	4137	8.04	4104	8.30	3822	8.26
3822	8.26	4103	8.24	4140	8.53	4202	8.49
4202	8.49	4261	8.46	4142	9.09	256	8.55
256	8.55	4139	8.52	4142	9.09	3819	9.08
3821	9.05	4141	9.04	4142	9.09	3821	9.05
3819	9.08	4141	9.04	4144	9.56	280	9.55
280	9.55	4143	9.44	4144	9.56	3823	9.46
3823	9.46	4143	9.44	4144	9.56	204	9.51
204	9.51	4143	9.44	4106	10.23	3824	10.22
3824	10.22	4105	10.17	4266	10.55	4203	10.54
4203	10.54	4265	10.50		P.M.		P.M.
	P.M.		P.M.	4148	12.49	211	12.39
211	12.39	4147	12.37	4150	1.15	3825	1.06
3825	1.06	4149	1.00	4150	1.15	3828	1.14
3828	1.14	4149	1.00	4152	1.53	212	1.50
212	1.50	4151	1.45	4154	2.14	3827	2.11
3827	2.11	4153	2.09	4108	3.04	3830	2.59
3830	2.59	4107	2.52	4108	3.04	3831	3.01
3831	3.01	4107	2.52	4156	3.14	3829	3.12
3829	3.12	4155	3.10	4110	3.50	218	3.48
218	3.48	4109	3.43	4158	4.30	3832	4.12
3846	4.01	4109	3.43	4267	4.38	4205	4.41
3832	4.12	4157	4.06	4268	4.43	4205	4.41
4267	4.38	4205	4.41	4160	4.55	4205	4.41
4205	4.41	4267	4.38	4162	5.10	3834	5.03
219	4.50	4159	4.45	4112	5.37	3839	5.35
3834	5.03	4159	4.45	4164	5.48	220	5.47
3837	5.09	4161	5.06	4164	5.48	221	5.50
3839	5.35	4111	5.29	4168	6.28	223	6.24
220	5.47	4163	5.42	4172	7.05	225	6.58
221	5.50	4163	5.42	4174	7.20	3849	7.19
3838	6.00	4163	5.42	4176	7.55	298	7.48
3841	6.08	4113	5.59	4178	8.14	3850	8.12
223	6.24	4165	6.10	4178	8.14	3840	8.10
225	6.58	4171	6.58	4270	8.54	284	8.51
222	7.05	4171	6.58	4116	9.21	4210	9.11
298	7.48	4175	7.45	4180	9.25	3842	9.23
227	7.54	4175	7.45	4182	9.55	141	9.55
3840	8.10	4177	8.07	4272	10.10	282	10.06
3850	8.12	4177	8.07	4184	10.38	158	10.32
284	8.51	4269	8.47	4276	10.55	161	10.54
4210	9.11	4115	9.05	4186	11.56	231	11.55
3851	9.19	4115	9.05				
3842	9.23	4179	9.20				
141	9.55	4181	9.50				
282	10.06	4271	10.04				
158	10.32	4183	10.30				
161	10.54	4275	10.50				
231	11.55	4185	11.53				

HUDSON DIVISION — ARRANGED FREIGHT TRAIN SERVICE — WESTWARD

The time shown conveys no timetable authority

STATIONS	SV-1 (2)	LS-1 (3)	NV-3 (4)	CH-3 (1)	SLX-1 (5)				
WEST 33rd ST	A.M.								
WEST 72nd ST		12.50							
WESTCHESTER AVE.....			3.00	5.30	8.00				
HIGH BRIDGE	12.20								
SPUYTEN DUYVIL	12.35	1.20	4.00		8.30				
YONKERS									
TARRYTOWN			6.00						
CROTON NO. STA		2.05	6.30		10.00				
POUGHKEEPSIE									
HUDSON									
CP 132	2.45	4.20	9.00	11.30	12.15				
	A.M.	A.M.	A.M.	A.M.	A.M.				

Note - 1 Daily
 Note - 2 Daily Except Monday and Nov. 28, Dec. 26, Jan. 2 and Feb. 24
 Note - 3 Daily Except Sunday and Nov. 28, Dec. 26, Jan. 2 and Feb. 24
 Note - 4 Daily Except Sun. and Mon. and Nov. 28, Dec. 26, Jan. 2 and Feb. 24
 Note - 5 Daily Except Sunday and Nov. 27, Dec. 25, Jan. 1 and Feb. 23
 Note - 6 Daily Except Friday and Saturday
 Note - 7 Operates Sunday and Nov. 27, Dec. 25, Jan. 1 and Feb. 23
 Note - 8 Daily Except Sunday
 Note - 9 Daily Except Friday, Saturday
 Note - 10 Operates Fri., Sat..

HUDSON DIVISION – ARRANGED FREIGHT TRAIN SERVICE – EASTWARD

The time shown conveys no timetable authority

STATIONS	NY-4 DCN-2 (6)	SV-2 DCN-2 (7)	VN-4 DCN-2 (8)	CH-4 (1)	NY DCN-2 (9)	XN DCN-2 (10)	SV-2 (5)		
	A.M.	A.M.	A.M.	P.M.	P.M.	P.M.	P.M.		
CP132	5.57	4.35	11.30	12.15	6.57	10.15	10.35		
HUDSON									
POUGHKEEPSIE									
CROTON NORTH STATION..	9.45		4.00		10.45	2.45			
TARRYTOWN									
YONKERS	11.00				12.01				
SPUYTEN DUYVIL	11.30	7.45	6.00		12.30	4.00	2.00		
HIGH BRIDGE		8.00					2.30		
WESTCHESTER AVE.....	12.15		6.30	4.30	1.15	5.00			
WEST 72nd ST			7.30						
WEST 33rd ST	1.30				2.30	6.00			
	P.M.	A.M.	P.M.	P.M.	A.M.	A.M.	A.M.		

Frequency Notes are shown on preceding page.

NEW JERSEY DIVISION — ARRANGED FREIGHT TRAIN SERVICE — EASTWARD

The time shown conveys no timetable authority

STATIONS Note	NS-1 (9)	NS-1 (9)	WS-2 (1)	SV-10 (7)	ML-12 (1)	SV-12 (6)
CP 132	5.30		P.M.	P.M.	P.M.	P.M.
RAVENA			3.57	8.25	9.15	10.40
ALSEN						
KINGSTON	7.00		6.00	9.30	10.50	11.59
NEWBURGH						
WEST HAVERSTRAW						
LITTLE FERRY					3.00	
NORTH BERGEN				12.59		3.30
WEEHAWKEN	10.15	11.15	10.00			
	A.M.	A.M.	P.M.	A.M.	A.M.	A.M.

Note - 1 Daily

Note - 2 Daily Except Sunday

Note - 3 Daily Except Sunday and Monday

Note - 4 Will Run Tuesday, Thursday, and Saturday

Note - 5 Will Run Saturday Only

Note - 6 Daily Except Monday

Note - 7 Daily Except Friday and Saturday

Note - 8 Will Run Monday, Wednesday and Friday

Note - 9 Operates via Bayline Weehawken to Waverly & Potomac yard.

NEW JERSEY DIVISION – ARRANGED FREIGHT TRAIN SERVICE – WESTWARD

The time shown conveys no timetable authority

STATIONS Note	SV-9 (3)	WV-1 (1)				NE-2 (1)	SV-11 (5)	ML-9 (1)
	A.M.	A.M.				P.M.	P.M.	P.M.
WEEHAWKEN		4.30				5.30		
NORTH BERGEN	1.00						9.15	
LITTLE FERRY								9.30
WEST HAVERSTRAW								
NEWBURGH								
KINGSTON	4.30	9.30				9.00	12.01	12.15
ALSEN								
RAVENA								
CP 132	5.30	11.00				10.30	1.30	1.45
	A.M.	A.M.				P.M.	A.M.	A.M.

Frequency Notes are shown on preceding page.

NEW JERSEY DIVISION—ARRANGED FREIGHT TRAIN SERVICE—WESTWARD

The time shown conveys no timetable authority

STATIONS Note	PR-9 (2-X)	TT-3 (2-X)	PR-7 (2-X)	TT-23 (2)	EA-1 (1)	N-13 (2)	N-3 (4)	P-5 (2-X)				
	P.M.	P.M.	P.M.	P.M.	P.M.	P.M.	P.M.	P.M.				
Harsimus Cove		9.45	10.45					11.59				
Meadows	8.30	10.45		11.00				1.00				
Greenville						2.00	11.30					
Waverly	9.30					3.15	1.00	1.30				
County						5.15						
South Amboy					11.15							
Phillipsburg												
Millham	10.30	12.25	12.20	12.40	1.00	7.35	2.00	4.20				
	P.M.	A.M.	A.M.	A.M.	A.M.	A.M.	A.M.	A.M.				

NOTE:

- 1-Daily.
- 2-Daily Except Sunday.
- 4-Daily Except Saturday.
- X-PR-7-9, P-5, TT-3-23, will not operate on seven recognized Holidays.
- TT-1 will not operate day following seven recognized Holidays.

NEW JERSEY DIVISION—ARRANGED FREIGHT TRAIN SERVICE—WESTWARD

The time shown conveys no timetable authority

STATIONS Note	TT-1 (2-X)	N-15 (4)	A-1 (2)	TT-15 (3)	P-3 (1)	SWC-1 (1)	NWC-1 (1)	NS-1 (6)	MD-13 (1)		
	A.M.	A.M.	A.M.	A.M.	A.M.	P.M.	P.M.	P.M.	P.M.		
Harsimus Cove						2.00					
Meadows	12.30			1.30		3.00			12.01		
Greenville					10.00		3.00				
Waverly		2.30			11.30		4.30	5.15	1.15		
County		4.15									
South Amboy			3.00								
Phillipsburg											
Millham	1.50		6.30	3.10	2.35	6.40	7.10	7.00	2.45		
	A.M.	A.M.	A.M.	A.M.	P.M.	P.M.	P.M.	P.M.	P.M.		

NOTE:

- 1-Daily.
- 2-Daily Except Sunday.
- 3-Daily Except Monday and Saturday and days following Holidays.
- 4-Daily Except Saturday
- X-PR 7-9, P-5, TT-3-23, will not operate on seven recognized Holiday.
- TT-1 will not operate day following seven recognized Holidays.
- 6-NS-1 Operates via Bayline to Waverly & Potomac yard.

NEW JERSEY DIVISION – ARRANGED FREIGHT TRAIN SERVICE – EASTWARD

The time shown conveys no timetable authority

STATIONS Note	CG-2 (1)	TT-2 (5-X)	TT-4 (5-X)	N-12 (3)	N-14 (4)	TT-6 (5-X)	A-2 (2)	N-28 (3)	CNY-4 (1)		
Harsimus Cove	A.M.	A.M.	A.M.	A.M.	A.M.	A.M.	A.M.	A.M.	P.M.		
Meadows						8.40					
Greenville	3.30	2.45	4.25	2.45		7.40		10.30	1.00		
Waverly	2.30	2.20		1.30	6.45	6.25		9.15	11.30		
Linden									10.30		
Metuchen									9.00		
County	1.35			1.00	6.00						
South Amboy							12.30				
Phillipsburg											
Millham	1.05	1.20	3.00	9.10		5.20	9.30	8.15	8.15		
	A.M.	A.M.	A.M.	A.M.	A.M.	A.M.	A.M.	A.M.	A.M.		

NOTE:

- 1-Daily.
- 2-Daily Except Sunday.
- 3-Daily Except Monday
- X-TT-2-4-6 will not operate second day following seven recognized Holidays.
- 4-Daily Except Saturday.
- 5-Daily Except Tuesday.

NEW JERSEY DIVISION – ARRANGED FREIGHT TRAIN SERVICE – EASTWARD										
The time shown conveys no timetable authority										
STATIONS Note	NE-2 (6)	NE-2 (6)	CS-8 (1)	TT-24 (12)	MD-18 (1)	AST-4 (1)				
	A.M.	P.M.	P.M.	A.M.	A.M.	A.M.				
Harsimus Cove										
Meadows					12.15	1.45				
Greenville	11.45		4.30	12.45	11.15	1.00				
Waverly	10.30	2.00								
Linden					10.10	11.59				
Metuchen										
County										
South Amboy										
Phillipsburg										
Millham	9.45		2.30	9.30	9.00	10.35				
	A.M.	P.M.	P.M.	P.M.	P.M.	P.M.				

Note:
 1-Daily
 12-Daily except Monday and Tuesday
 6-NE-2 operate via Bayline to Weehawken & CP132

SPECIAL INSTRUCTIONS

GENERAL RULES

100A-A1 (New Jersey Division) Trainmen assigned to yard service and their assignment does not contemplate entering or using Main or Secondary tracks, will not be required to carry their timetables with them while in such service provided that they have them on their person when reporting for duty, so they can be posted, and keep them within easy access.

100C-A Employees are required to have dates of their last Book of Rules, Timetable, Physical and Air Brake Examination listed in the proper place on the Qualified For Service page of their Timetable.

Uniforms (New Jersey Division)

100J-A1 Designated uniformed employees must wear the standard uniform November 1 to April 30, inclusive.

The uniform designated for summer use only may be worn May 1 to October 31, inclusive.

Coats must be buttoned except when trainmen are actually engaged in lifting transportation.

A black four-in-hand or black clip-on bow tie of dacron-wool material with square ends, 4½ inches long and 1¾ inches wide may be worn.

Passenger trainmen in suburban commuter service and on Race trains may perform their duties without uniform coats and vests during the period May 1 to October 31, inclusive, or at any time when outside temperature exceeds 80 degrees. They must wear a clean, plain white broadcloth shirt with long or short elbow-length sleeves (trainmen who have objectionable markings on the forearm, tattoos, etc., must not wear short elbow length sleeves), black belt, black hose and black shoes.

Paraphernalia must be carried in such manner as to assure a neat appearance at all times.

Tunnel Alarm System—(New Jersey Division)

100L-A1 Tunnel alarm system consists of alarm boxes, indicated by blue light, located not more than 800 feet apart on opposite bench walls to signals which govern movements with current of traffic, and are connected to indicators in offices of Power Director as well as Sub-Stations and Interlocking Stations controlling operation of trains in respective tunnels, where each series of alarm boxes is located.

Each box is numbered and contains two levers, one BLUE and one RED. Blue lever is marked POWER and when pulled trips circuit breakers controlling Third Rail Section adjacent to box, thus cutting off power, and at same time sending in two alarms to connected indicators. Red lever is marked FIRE and when pulled performs same functions as power lever, but sends in two additional alarms.

Appliances belonging to this system must not be tampered with, and must be used only in an emergency which makes it necessary for preservation of life or property to remove energy from Third Rail.

Person who pulls lever must at once telephone circumstances to Train Director at A.

Employees charged with movement of trains, maintenance of or repair to track or signals, or engaged in any kind of work in tunnels, must familiarize themselves with location and use of tunnel alarm boxes.

When Power Director, New York, receives indication from box of tunnel alarm system, he must notify Train Director at A, who will arrange for holding all trains out of tunnel involved.

Tunnel alarm bells, located at various automatic signals which govern movement with current of traffic in East River Tunnels, are so connected that when power leaves Third Rail of section in advance of signal, signal will display its most restrictive indication and alarm bell will ring until power is restored. Train must not pass signal while alarm bell is ringing without authority from Train Director at A.

Tunnel Flood Gates — (New Jersey Division)

100L-B1 Gates have been installed at the Tenth Avenue Portals of the North River Tunnels and at the Sixth Avenue Portals of the East River Tunnels. These gates can be closed to confine water to each individual tunnel in case of breakage or damage to the tunnel.

The Train Director at A must be notified immediately of any damage or water in tunnels that would interfere with the safe passage of trains, and will arrange for the closing of gate or gates when necessary.

Fire in Tunnels — (New Jersey Division)

100L-C1 In event of fire or serious flashing on trains in East or North River Tunnels every effort must be made to get train out of tunnel as quickly as possible. Engineman must be notified at once but train must not be stopped unless there is reason to believe that derailment or personal injury may otherwise result.

Trainmen must close all doors, windows and ventilators as quickly as possible.

If fire should occur in interior of any car or threaten to communicate to it, passengers must be removed from this car to an adjacent car as quickly as possible but no more doors must be opened than necessary to make expeditious transfer.

After this is done, fire extinguishers may be used to put out fire, using discretion to insure the least amount of inconvenience and discomfort to passengers.

In event of electrical trouble, Engineman must be at once advised and his instructions carried out.

In case Engineman discovers fire of any magnitude on roadway in East or North River Tunnels, he must attempt to stop train within reasonable distance before reaching fire in order that smoke or fumes may not reach train. If it is found to be impossible to stop train before reaching fire, train should proceed until it has passed beyond fire, provided that condition of track is such that it is safe to proceed. Should train be stopped by an emergency application close to or over fire, train must be started as quickly as possible and moved to a safe distance beyond fire.

Tunnel Emergency Exits

100L-D1 Emergency exits are provided at the following locations:

East River Tunnels

Track	Location	Bench Wall	
1	1st Ave.	South	400 feet west of signal 1-E-12
1	L.I. City (Shaft)	South	810 feet west of signal 1-E-22
1	L.I. City (Portal)	South	30 feet east of signal 1-E-28
2	L.I. City (Portal)	Both	500 feet west of home signal for F
2	L.I. City (Shaft)	Both	945 feet west of signal 2-E-21
2	1st Ave.	Both	515 feet east of signal 2-E-11
3	1st Ave.	South	1060 feet west of signal 3-E-14
3	L.I. City (Shaft)	South	810 feet east of signal 3-E-18
3	L.I. City (Portal)	North	420 feet west of signal E-28
4	L.I. City (Portal)	Both	1280 feet east of signal 4-E-25
4	L.I. City (Shaft)	Both	25 feet west of signal 4-E-19
4	1st Ave.	Both	570 feet east of signal 4-E-11

North River Tunnels

Track	Location	Bench Wall	
1	Weehawken (Shaft) North		860 feet east of signal W-18
1	11th Ave. (Shaft) Both		700 feet east of signal W-06
1	10th Ave. (Portal) South Side of Gate		Ladder only
2	10th Ave. (Portal) North Side of Gate		Ladder only
2	11th Ave. (Shaft) Both		80 feet west of signal W-05
2	Weehawken (Shaft) South		580 feet west of signal W-17

Park Avenue Tunnel

Track	Location	
4, 3	59th Street	400 feet west of U
4, 3	72nd Street	150 feet east of signals 174 & 173
4, 3	86th Street	at signals 224 & 223

In the event of accident or irregularity occurring to tunnel or train which would endanger safety of passengers or train, immediate action must be taken to get passengers to place of safety. If train cannot be moved, passengers should be escorted to an exit.

Snow Melting Oil – Use of

100L-F1(New Jersey Division) Oil for melting snow is used on switches of interlockings.

Unauthorized employes are prohibited from handling hydrocarbon (snow melting oil) or containers, regardless of whether they are loaded or empty.

Smoking or using open flame (including oil hand lanterns) where this oil is stored is prohibited.

Safety Rule Book S-7-A

100M-A1 Train, Engine and other Transportation Employees (Except Station Employees) are required to know the safety Rule of the day which is printed in this timetable. They are also required to know the meaning, intent and application of the Rule.

Conductors and Enginemen will assure themselves that members of their crew also know and fully understand the Rule.

Employees Permitted to Ride on Engines, etc.

100 O-A1 Referring to **Rule O**, the following designated employes will be permitted to ride on engines, freight trains and front and rear ends of passenger trains.

Staff Officers and Assistants.

Movement Directors.

Chief Train Dispatchers

Asst. Movement Directors.

Asst. Supervisors Movement.

Train Dispatchers.

Asst. Chief Train Dispatcher.

Yardmasters and Assistants, in their districts.

Supervisors C. and S. and Assistants, C. and S. Inspectors, C. and S. Foremen and Assistants, Power Directors and Assistants, E. T. Gang Foremen, Linemen and Maintainers in their districts.

Supervisors of Track, Assistants and Foremen in their districts.

Air-Brake Instructor.

Rules Examiners.

Supervisor of Structures and Assistants.

Railroad Police Officers in discharge of their duties.

Transportation Supervisors.

Persons holding Proper Transportation issued by System Pass Bureau, General Manager or Superintendent.

It is desired that not more than three men ride in the cab of an engine hauling a passenger train.

Under no circumstances are more than four men to be allowed to ride in the operating cab of an engine hauling a passenger train, two men in addition to the crew.

Personal Injuries

100R-A1 Injuries to persons or employees must be reported immediately to the Superintendent by wire or telephone and a full report made to the head of the department within twenty-four hours.

100R-A2 Medical Officers and Surgeons

All examinations in the Medical Department are performed by appointment only, except in case of emergency or to secure return to duty form.

LOCATION	NAME AND ADDRESS	TELEPHONE NO.
Albany, N.Y.	Nicholas P. Teresi, 4 Ten Eyck Avenue J. H. Heim, 9 Northern Blvd. T.I. Tyrell, 375 State St. W. F. Tibbitts, 149 Washington Avenue H. M. Judge 634 Madison Avenue	Office & Res. HO 3-3978 Office & Res. 465-9966 Office HO 3-1832 Office HO 3-4913 Office 434-6731
Bayonne, N. J.	Salvatore J. La Pilusa M. D. 858 Avenue "C"	339-2283
Beacon, N.Y.	J. W. Overton 229 Liberty St., Newburgh J. M. Supple 226 Fishkill Avenue H. L. Kaplan 16 North Elm St.	Office & Res. 561-3260 Office & Res. 831-0470 Office & Res. 831-2450
Brewster, N.Y.	Robert C. Eliot, 18 North Main Street	Office BR 9-3411 Res. BR 9-3169
Chatham, N.Y.	Oscar Wilcox Jr. 24 Woodbridge Avenue	Office & Res. CH 2-4411
Coxsackie, N.Y.	S. Yarvin 145 Mansion Street	Office 731-8359
Crestwood, N.Y.	Richard H. Stevens, 124 Scarsdale Road	Office & Res. SP 9-4827
Croton No. Sta. N.Y.	George Vogel, 87 Grand Street	Office CR 1-4845 Res. CR 1-4873
Dumont, N.J.	S. Siegel 167 Washington Avenue	Office 384-3493
Haverstraw, N.Y.	H. Karlan 55 New Main Street	Office 429-2222
Hoboken, N.J.	Charles E. Woltmann 805 Garden Street	659-6532
Hudson, N.Y.	R. F. Spencer, 555 Union Street	Office TA 8-7631 Res. TL 1-3401
Jersey City, N. J.	Geo. J. Brick 43 Cottage Street R. G. Rhoner Christ Hospital	653-4138 653-1220
Long Island City, N.Y.	James Morrissey 28-19 Dittmars Boulevard Astoria, Long Island	AS 4-8855 AS 8-2149
Kingston, N.Y.	Fred K. Snyder 44 Clinton Avenue J. Mahdavian 140 Pine St. G. D. Van Gaasbeck 78 Maiden Lane	Office 331-0715 Office 338-9488 Office 338-2121

LOCATION	NAME AND ADDRESS	TELEPHONE NO.
Mount Kisco, N.Y.	LeRoy S. Heck 8 North Moger Avenue (Injury cases only)	Office 656-5523 Res. 656-7877
Neptune City, N. J.	Wm. D'Elia, M. D. 2100 Corlies Avenue	755-5811
Newark, N. J.	Henry Reich 89 Lincoln Park Hossein Eslami, M.D. 62 Jefferson Street R. G. Rhoner St. James Hospital	623-3568 643-2332 643-1300
New Brunswick, N. J.	Wm. George Kuhn 251 Powers Street	249-1300
Newburgh, N.Y.	J. W. Overton 229 Liberty Street E. H. Douglass, Jr. 286 Liberty Street D. R. Shapiro 27 West Street	Office 561-3260 Office 562-0626 Office 562-5450
New York, N.Y.	Nathan L. Levine, 27 East 124th Street Darrell G. Voorhees, 29A East 63rd Street (Ear, Nose and Throat) Brian J. Curtin, 115 East 61st Street Gerald B. Kara 654 Madison Avenue N. Siragusa § E.V. Bizzaro, Lower Level, GCT - Res. 2219 - 47 St., Astoria, L. I. § R.C. Blackwell, Lower Level, GCT Res. 39 East 37th st. § A. R. Copely M. D. Divisional Medical Officer Pennsylvania Station	Office 534-1136 Res. 722-5642 Office 838-1737 Office 838-2820 Office 838-9011 Office 839-3135 Office 340-2533 Res. 728-5096 Office 340-2533 Res. 685-7776 484-2451 Extension 2451
North Bergen, N. J.	F. R. Arndt, 7500 Bergenline Avenue	Office 863-6601
Ocean Grove, N. J.	Theo. Schlossbach 94 S. Main Street	775-7657
Oneonta, N.Y.	A. F. Carson, 26 Watkins Avenue	Office 432-2110
Ossining, N.Y.	Jack Eisert, 14 Church Street (Dermatologist) Michael G. Giatzis, 7 Maurice Avenue H. W. Kipp, 48 S. Highland Avenue Res. Browning Drive Martin G. Marmon, 14 Church Street (Dermatologist) Maurice T. Tannenbaum 50 South Highland Avenue	941-4559 941-3240 Office 941-2244 Res. 941-2703 941-4559 762-1402

LOCATION	NAME AND ADDRESS	TELEPHONE NO.
Pawling, N.Y.	M. B. Morrison, Jr. 24 Smith Street	Office 855-1020
Peekskill, N.Y.	David C. Lack, 201 No. Broad St. Maurice T. Tannenbaum 1006 Brown Ave. W.S. Martens 122 Nelson Avenue John A. McGurty, 136 Union Avenue	737-6360 737-1948 Office & Res. 737-0110 737-2828
Perth Amboy, N. J.	Albert A. Schwartz, M.D. (Surgeon) 280 Hobart Street	826-7676
Pleasantville, N.Y.	Milton P. Hunter, 329 Bedford Road	Office & Res. 759-0067
Bayhead, N.J.	H. Irving Dunn 720 Main Avenue Bayhead, N. J.	892-2255
Poughkeepsie, N.Y.	L. Stoller, 90 Academy Street E. Stoller, 90 Academy Street Willis E. Travis, 90 So. Hamilton Street	454-0610 452-8850 Office 454-0210
Rahway, N. J.	Richard Newman 104 W. Milton Avenue	388-6484
Ravena, N.Y.	J. F. Mosher, Coeymans, N. Y. I. D. LeFevre, Coeymans, N. Y.	Office 756-2151 Office 756-2151
Rensselaer, N.Y.	Burton W. Wilcke, 212 Washington Avenue Res. 203 Washington Avenue	Office 463-7271
Saugerties, N.Y.	B. W. Gifford 80 Ulster Avenue	Office 246-2014
Scarsdale, N.Y.	Harry E. Voss, 5 Oakwood Place	723-0657
Sharon, Connecticut	G. S. Gudernatch, Sharon Hospital	364-5200
Spring Lake, N. J.	Wm. J. D'Elia 57 Pitney Road.	449-5881
Tarrytown, N.Y.	Jack Eisert 200 South Broadway (Dermatologist) B. L. Sweet, Jr., 200 South Broadway Medical Arts Center Martin G. Marmon, 200 South Broadway (Dermatologist)	631-4666 Office 631-2726 Res. 631-3183 631-4666
Union City, N.J.	J. D. Napoli 2815 Summit Avenue	Office 863-1015
White Plains, N.Y.	John A. C. Hamill, Medical Center Building Herbert L. Gould 90 Greenridge Avenue	949-3761 Office 949-2404
Yonkers, N.Y.	Albert E. Roberto 25 Buckingham Road Res. 32 Fowler Avenue	Office 476-0210 Res. 476-0210

LOCATION	NAME AND ADDRESS	TELEPHONE NO.
N. Y. City,	AMBULANCE (Employee Cases) Manhattan: Call Scully-Walton Ambulance	876-6100
	Bronx: Call Scully-Walton Ambulance	635-4651

NOTE — Medical Officers will not have office hours on Saturdays and Sundays, New Year's, Washington's Birthday, Memorial, Independence, Labor, Thanksgiving and Christmas Days, or on Monday following when any of these holidays fall on Sunday.

§Available to employees for periodic or other physical examinations, or to secure completed Form MD40 or MD3 (Return to Duty Form) during their office hours or by appointment.

100R — A3 Location of Hospitals

LOCATION	NAME AND ADDRESS	TELEPHONE NO.
Albany, N.Y.	Memorial Northern Boulevard	462-5661
	St. Peter's New Scotland Avenue	438-7811
	Albany Medical Center New Scotland Avenue	462-7521
Beacon, N.Y.	Highland, Delavan Avenue	831-3500
Bronxville, N.Y.	Lawrence Pondfield Road West	337-7300
Cold Spring, N.Y.	Julia Butterfield Memorial, Paulding Avenue	265-3642
Cornwall, N.Y.	Cornwall Laurel Avenue	534-3240
Dobbs Ferry, N.Y.	Dobbs Ferry, 128 Ashford Avenue	693-0700
Elizabeth N. J.	Elizabeth General 925 East Jersey Street	289-8600
Hackensack, N.J.	Hackensack 22 Hospital Place	487-4000
Hoboken, N. J.	St. Mary's 4th and Willow Avenue	792-3300
Hudson, N.Y.	Columbia Memorial, 71 Prospect Avenue	828-7601
Jersey City, N. J.	Medical Center Baldwin Avenue	434-1058
	St. Francis East Hamilton Place	653-1050
	Christ Hospital 176 Palisade Avenue	653-1220
Kingston, N.Y.	City of Kingston 396 Broadway	331-3131
Lakewood, N.J.	Paul Kimball River Avenue	526-1600
Long Island City, N. Y.	St. Johns 90-02 Queens Boulevard Elmhurst, L. I.	457-1300
Mount Kisco, N.Y.	Northern Westchester Hospital Assn., Main Street	666-4163
Mount Vernon, N.Y.	Mount Vernon, No. 8th Ave., and Valentine Street	664-8000

LOCATION	NAME AND ADDRESS	TELEPHONE NO.
Newark, N. J.	Beth-Israel 201 Lyons Avenue	923-6000
	St. James 142 Jefferson Avenue	643-1300
New Brunswick, N. J.	Middlesex General Somerset Street	555-8200
	St. Peters Easton Avenue	555-8000
New York, N. Y.	Beekman Downtown Hospital 170 William Street	233-5300
	New York Hospital 525 E. 68th Street	879-9000
	Harlem Eye & Ear Hospital 2099 Lexington Avenue	534-7400
	French 324 W. 30th Street	524-3060
	St. Lukes 113th St. and Morningside Dr.	870-6000
	Lutheran Medical Center 4520 4th Avenue Brooklyn	492-3200
	University 20th Street and 2nd Avenue	679-3200
	Midtown Hospital 309 East 49th St. (Call Scully-Walton Ambulance)	355-6490 876-6100
	Parkchester General Hospital Westchester Ave. & Parker St.	823-7700
	Knickerbocker, 70 Convent Avenue	281-4100
	New York Eye and Ear In- firmery, 218 Second Avenue (Call Scully-Walton Am- bulance)	477-6040 876-6100
	St. Clair's, 415 West 51 St.	586-1500
	Westchester Square Hospital 2475 St. Raymond Avenue	828-6600
	St. Elizabeth, Fort Washing- ton & W. 190 St. (Call Scully-Walton Ambulance)	795-3900 635-4651
	St. Vincent's, 11th St. & 7th Avenue	675-0500
	Union, 260 East 188 St. (Call Scully-Walton Am- bulance)	295-1100 635-4651
Nyack, N.Y.	Nyack N. Midland Avenue	358-6200
Peekskill, N. Y.	Community 1980 Crompond Road	737-9000
Perth Amboy, N. J.	Perth Amboy General 530 New Brunswick Avenue	442-3700
Poughkeepsie, N. Y.	St. Francis, North Road	471-2000
	Vassar Brothers, Lincoln Ave.	452-3000
Rahway, N. J.	Rahway-Jefferson Avenue	381-4200
Sharon, Connecticut	Sharon	364-5511
South Amboy, N. J.	South Amboy Bordentown Avenue	751-1000

LOCATION	NAME AND ADDRESS	TELEPHONE NO.
Tarrytown, N. Y.	The Phelps Memorial	631-5100
Teaneck, N. J.	Holy Name 718 Teaneck Road	837-3070
Weehawken, N. J.	North Hudson 4300 Park Avenue	863-1900
White Plains, N. Y.	White Plains, 41 East Post Road	949-4500
Yonkers N. Y.	St. Johns Riverside, 967 North Broadway	963-3535

100R-A4 First Aid Room, Lower Level, G.C.T. open daily except Saturday, Sunday and Holidays 8:30 A.M. to 5:30 P.M.

100R-A5 Gas Masks – (New Jersey Division) Gas masks for emergency use in tunnels are located as follows:

New Jersey Division:

- 2 at "A" Block and Interlocking Station.
- 2 at "JO" Block and Interlocking Station.
- 2 at "Q" Interlocking Station (Sunnyside Yard).
- 2 at Sub-Station #3(West end of North River Tubes).

OPERATING RULES

STANDARD TIME

1001-A1 Eastern Standard Time applies in this Region.

TIMETABLES

1004-A All First Class trains on pages 24 to 273 are passenger trains unless otherwise indicated.

Letters and Characters

1004-B The following letter and characters in schedules indicate:

- S** – Regular Stop.
- F** – Stop on signal to receive or discharge passengers.
- A** – Stop on signal to receive passengers.
- B** – Stop on signal to discharge passengers.
- C** – Regular stop to receive passengers.
- D** – Regular stop to discharge passengers.
- E** – Regular stop for express, mail or newspapers.
- G** – Regular stop, Saturday only.
- H** – Regular stop, Saturday only, to receive passengers.
- J** – Regular stop, Saturday only, to discharge passengers.
- K** – Regular stop, Sunday only.
- L** – Stop on signal, Sunday only, to receive or discharge passengers.
- M** – Regular stop daily except Saturday and Sunday.
- N** – Regular stop daily except Sunday.
- – No Baggage service.
- – No Baggage service Sunday.
- ✚ – Passenger train—rail motor car.
- * – Passenger train—with passenger and freight equipment.
- ◇ – Passenger train—No train baggageman.
- ‡ – Will not run on Nov. 27, Dec. 25, Jan. 1 and Feb. 23.
- # – Train may leave at scheduled arriving time when station work is completed.

1004-B1 (Hudson Division)

MU – Multiple Unit

X – Will make regular stop at platform adjacent to Track No. 5 east of dwarf signal No. 12.

CC – Will make regular stop at platform adjacent to Track No. 5 east of dwarf signal No. 12 in addition to stop at White Plains North Station.

FF – Stop to receive or discharge passengers.

- – Use Track No. 3 westward or Track No. 4 eastward. Track No. 1 westward CD to CP 40.
- + – Use Track No. 4 westward U to MO.
- ★ – Use Track No. 3 eastward MO to U.

- R-22** – Run from Brewster, Sundays and Nov. 27, Dec. 25, Jan. 1 and Feb. 23, only.
- R-24** – Run from Brewster Saturdays only.
- R-26** – Run between Brewster & Chatham Saturday only.
- R-27** – Run to Chatham Sundays and Nov. 27, Dec. 25, Jan. 1 and Feb. 23, only.
- R-29** – Run between Pawling and Dover Plains, Thursdays.
- R-30** – Run to Chatham Fridays.
- T-2** – Use Track No. 1 at Croton-Harmon.
- T-4** – Use Track No. 2 at OW.
- T-6** – Use Track No. 3 Marble Hill to MO.
- T-7** – Use crossover Track No. 4 to Track No. 2 at Philipse Manor.
- T-8** – Use Track No. 2 at Remote Int. GD.
- T-9** – Use Track No. 2 Remote Int. VO to RK.
- T-11** – Use Track No. 6 between Fleetwood and Mt. Vernon.
- T-18** – Use Track No. 6 at Crestwood.

(New Jersey Division)

- O** – Regular stop Monday.
- P** – Regular stop to receive or discharge passengers to or from south of Washington.
- Q** – Regular stop Saturday, Sunday and Nov. 27, Dec. 25, Jan. 1 and Feb. 23.
- R** – Regular stop Sunday and Nov. 27, Dec. 25, Jan. 1 and Feb. 23.
- T** – Regular stop to receive or discharge passengers to or from south or west of Philadelphia.
- U** – Regular stop to receive passengers for west of Pittsburgh.
- V** – Regular stop Sunday only for express, mail or newspapers.
- W** – Regular stop Monday to Friday, inclusive.
- Y** – Regular stop except Saturdays, Nov. 27, Dec. 25, Jan. 1 and Feb. 23.
- Z** – Regular stop to change engines.
- DC** – Regular stop to discharge passengers daily except Sunday and Nov. 27, Dec. 25, Jan. 1, Feb. 23 and regular stop to receive and discharge passengers Sunday and Nov. 27, Dec. 25, Jan. 1 and Feb. 23.
- EE** – Regular stop daily except Saturday and Sunday for express, mail or newspapers.
- EM** – Regular stop daily except Monday for express, mail or newspapers.
- ES** – Regular stop daily except Sunday for express, mail or newspapers.
- EX** – Regular stop daily except Sunday and Monday for express, mail or newspapers.
- MM** – Regular stop daily except Saturday, Sunday, Nov. 27, Dec. 25, Jan. 1 and Feb. 23.
- MU** – Multiple Unit operation.
- NN** – Regular stop to discharge passengers except Sunday and Nov. 27, Dec. 25, Jan. 1 and Feb. 23.
- WW** – Regular stop daily except Sunday and Nov. 27, Dec. 25, Jan. 1 and Feb. 23.
- YY** – Regular stop daily except Saturday.
- YX** – Regular stop Saturday and Sunday only.
 - – Schedule based on a maximum speed of 100 MPH.
 - – Schedule based on a maximum speed of 110 MPH.
 - ◐ – Schedule based on a maximum speed of 115 MPH.
 - ⊠ – Schedule based on a maximum speed of 120 MPH.

1004-C1 Timetable and Book of Rules of the Long Island Railroad will apply and be the authority for movement of Long Island Railroad trains between Harold and A inclusive.

1004-C2 (Hudson Division) Timetable and Book of Rules of the Long Island Railroad will apply for PC Trains between Fremont and Bay Ridge.

SIGNALS

1007-A1 (New Jersey Division) Head Trainman (Train Baggage man where no Head Trainman is assigned, or Conductor when train crew consists of less than three (3) men) must place a red flag and white light in head car of MU and RDC trains, also trains hauled by rail-motor cars or other self-propelled cars of similar type, for use as prescribed by Rule 7.

COLOR SIGNALS

1010-A1 (Hudson Division)

High Bridge Yard

Switching movements will be governed by lights which will indicate as follows:

Green - eastward movements.

Yellow - westward movements.

Lights out - Stop.

Ludlow

When entering side track No. 408, to serve Refined Syrups and Sugars, Inc., crews will be on the lookout for revolving blue lights at the following locations. On building at east end of siding. On building at each car spot. On wall at west end of siding. If lights are revolving or flashing, crew must obtain permission from Refined Syrups and Sugars, Inc. loading and unloading force before cars are coupled onto or moved.

EMERGENCY SIGNALS AT INTERLOCKINGS AND OTHER DESIGNATED POINTS

1013-A1 Emergency Signals — whistle or horn in service as follows:

New Jersey Division

All attended interlocking stations.

Hudson Division

A, B, C, DV, MO and HM.

ENGINE WHISTLE SIGNALS

1014-(1)-A1 (Hudson Division)

o-oo Must be sounded to notify operator or train dispatcher that train or engine is stopped and will not proceed until proper indication has been received in accordance with Rule 615.

1014-A2 (Hudson Division)

o-o Shut electric power off Track No. 1.

oo- Shut electric power off Track No. 2.

ooo- Shut electric power off Track No. 3.

oooo- Shut electric power off Track No. 4.

o--o Shut electric power off other than main tracks.

oo-oo Engineman of MU train requires assistance from train crew.

-oooo Jumpers Required.

1014-A3 (New Jersey Division) Rule 14(d) (-----) will apply.

Track	Between	And
A	Union	Elmora

1014-A4 (New Jersey Division) Rule 14(e) (-----) will apply.

Track	Between	And
B	Elmora	Union

1014-A5 (New Jersey Division) Portable whistle sign (yellow disc with black letter W) will be placed to the right side of the track approximately 1250 feet in advance of the point where trackmen are working in the territory shown: **Rules 14(l) and 14(q)** will apply when portable whistle sign is displayed.

Jamesburg Branch	Arsenal Track
Amboy Secondary Track	Millstone Track
Hightstown Secondary Track	Rocky Hill Track
Passaic and Harsimus Branch	Freehold Secondary Track
Greenville Branch	Wallkill Valley Branch
Catskill Mountain Branch	Main Line (National Jct. CP 132)

TRAIN SIGNALS

1019-A Night signals will be displayed on rear of trains while passing through tunnels.

1019-A1 Trains of foreign Railroads may display train signals as required by the operating rules of their respective railroads when on this Region.

1019-A3 In the application of **Rule 19**, the use of reflectorized markers is prohibited as follows: beyond 25 miles of yard limits in State of New York by day or night.

1019-B1 (Hudson Division) East of 125th St. Trains, eastward and westward, will display marker on Lexington Ave. (east) side from location other than in corner post socket, account clearance, except trains having electric marker.

Trains enroute G.C.T. may display marker as above indicated from last station where stop is made.

Trains leaving G.C.T. may display marker as above indicated to the first station where stop is made.

1019-B2 (New Jersey Division) Night signals must be displayed by day as well as by night in New York Pennsylvania Station Area.

1026-A1 (Hudson Division) Grand Central Terminal. Car Inspectors Signals located on Tracks 11 through 37, upper level, and Tracks 101 through 117, lower level, will display two colors, amber and blue. Amber indicates no inspection being made. Blue indicates inspection being made as per Rule 26. If signal is not lighted, it must be considered a blue light and reported immediately to yardmaster at A.

USE OF SIGNALS

1030-A1 Enginemen of MU engines are relieved of sounding engine bell or whistle when engine is about to move from a station stop, except when required in an emergency.

1030-A2 Ringing of engine bell may be omitted when running through tunnels.

Fusees and Torpedoes

1035-A1 On account of fire hazard lighted fusees must not be displayed on open deck bridges or trestles, nor in the following territory unless necessary to prevent an accident:

Between East Portals of East River Tunnels and West Portals of North River Tunnels.

Between G.C.T. and Woodlawn.

1035-A2 Torpedoes must not be used between east portals of East River Tunnels and west portals of North River Tunnels or on movable bridges.

1035-B Minimum number of fusees and torpedos which must be carried as part of equipment in services indicated.

	Fusees	Torpedoes
Passenger Service	10	10
Freight Service	12	12
Engines	3	6
Engine Helper Service	6	6
Track Cars	4	8
Crossing Watchmen	3	None
Detector Cars and Burro Cranes	6	12

NOTE — In event that the supply becomes depleted during a trip, proper advance information must be given in order that the supply may be replaced at convenient points.

SUPERIORITY OF TRAINS

1072-A1 (New Jersey Division) Eastward and Northward trains are superior by direction to trains of the same class in the opposite direction.

1072-A2 (Catskill Mountain Branch) Westward trains are superior by direction to trains of the same class in the opposite direction.

1072-A3 (Harlem Branch) Between Brewster and Chatham westward trains are superior by direction to trains of the same class in the opposite direction.

1072-A4 A delayed regular train is superior by direction to an opposing regular train that is to be run by the same crew and equipment.

GENERAL ORDERS**Bulletin Boards, Employees' Registers, Standard Clocks**

1075-A1 Location of Bulletin Boards where General Orders of this region, other regions and other railroads are posted and delivered. Locations on this region of Employee's Registers and Standard clocks.

HUDSON DIVISION

Bulletin Board & Bulletin Book	Employees Register	Train Register	Standard Clock	Location	Other Regions Divisions and Railroads
.....	X	G. C. Terminal
.....	X	Conductor's Room
X	X	X	Brakeman's Room
X	X	X	Crew Dispatcher's Office (Lower Level)	Northeastern
X	X	X	Crew Disp. Office — Room B-42	New Haven
X	X	X	Yard Building Yard-master's Office
.....	X	Stationmaster's Office
X	X	Train Dispatcher's Office 466 Lexington Ave., N.Y. City	Northeastern New Haven
X	X	West 33rd St. Enginemen's Locker Room
X	X	X	West 72nd St. Engine House	Northeastern
X	X	X	37th St. Freight Station
X	X	Yonkers — Crew Locker Room
X	X	X	Croton-Harmon Engineman's Room	Northeastern
X	X	Inspection Shed
X	X	X	Yardmaster's Office	Northeastern
X	X	Croton North Station — Crew Locker Room
X	X	X	Poughkeepsie Passenger Station Foreman's Office
X	X	X	Hudson Passenger Station	Northeastern
X	X	Westchester Ave. Crew Locker Room
X	X	Harlem River Yard Office	New Haven
X	X	Oak Point Trainman Room & Eng. Dispatcher's Office	New Haven
X	X	Hunts Point Yard Office	New Haven
X	X	X	White Plains North Station Engineman's Ready Room	Northeastern
X	X	X	Trainman's Ready Room
.....	X	Brewster Ticket Office
X	X	X	Putnam Junction Engine Foreman's Office	Northeastern
.....	X	Pawling Passenger Station
.....	X	Dover Plains Passenger Station
X	X	Elmsford Freight Office

Employees going on duty at BN will register by telephone to the Agent at Elmsford.

NEW JERSEY DIVISION

Bulletin Board & Bulletin Book	Employees Register	Train Register	Standard Clock	Locations	Other Regions Divisions and Railroads
X	X	X	Weehawken General Yard Office	L.V.R.R. Northeastern
X	X	X	North Bergen Yard Office	Northeastern
X	X	X	Kingston Engine House	Northeastern
.....	X	Stamford Former Passenger Station
.....	Montgomery
.....	X	Booth on Side of Former Station
X	X	X	Sunnyside — Engine Dispatcher's Office	Eastern New Haven N.Y. & L.B.R.R. Washington Terminal
X	X	X	New York — Crew Dispatcher's Office	Eastern N.Y. & L.B.R.R. Washington Terminal
X	X	X	Jersey City — Henderson St. Yard Office	N.Y. & L.B.R.R. Eastern Washington Terminal
X	X	X	Jersey City — Green St. Yard Office	
X	X	X	Newark — Crew Dispatcher's Office	
X	X	Harrison Yard — Newark, N.J. (C.R.R.N.J.)
.....	X	Newark, N.J.—Station Master's Office
X	X	X	Meadows — No. 1 Yard Office	N.Y. & L.B.R.R. Eastern
X	X	X	Meadows — Enginehouse	Washington Terminal Eastern
X	X	X	Meadows — TrucTrain Terminal Yard Office
X	X	X	Waverly — Yard Office — WA-4	N.Y. & L.B.R.R. Eastern L.V.R.R.
X	X	X	Waverly — WA-5
X	X	X	Greenville — Yard Master's Office	N.Y. & L.B.R.R. Eastern Washington Terminal
X	X	X	Linden — Stiles St. Yard Office
X	X	X	South Amboy — Yard Office	C.R.R. of N.J. N.Y. & L.B.R.R. Eastern

NEW JERSEY DIVISION

Bulletin Board & Bulletin Book	Employees Register	Train Register	Standard Clock	Location	Other Regions Divisions and Railroads
X	X	X	Metuchen — Yard Office, Ford Yard
X	X	X	County — Yard Office	N.Y. & L.B.R.R.
X	X	Princeton Univ. - Conductor's Room

NOTE — X indicates in service

Bulletin Orders

1075-A2 With reference to **Rule 75**, paragraph 4, all Bulletin Orders issued and in effect during the period of one calendar month will expire at 12.01 A.M. on the first day of each month, all of which must be removed from Bulletin Board.

Effective at 12.01 A.M. on the first day of each month, a new Bulletin Order will be issued repeating all Bulletin Order paragraphs continuing in effect.

Standard Clocks

1075-A3 Standard clocks at other points: All Block and Interlocking Stations.

Qualification of Conductor or Engineman**1075-A4 (New Jersey Division)**

An engineman who has not made a trip in Road Service, as such, within a period of six (6) months over the portion of railroad on which he is expected to operate within the State of New Jersey must not be used on such portion of the road until he has been re-examined and qualified by the proper officer.

A fireman must not operate an engine in the State of New Jersey unless he is a promoted engineman and has qualified on the physical characteristics of the portion of the road to be used in the same manner as prescribed for an engineman. (This paragraph will not apply to engine crews assigned to yard engines while working within confines of yards).

1075-A5 (New Jersey Division)

If absent from all railroad duty for thirty (30) days or more conductors, enginemen, firemen and trainmen reporting to operate a train in road service in or through the State of New Jersey must notify the Rules Examiner of such absence. The Rules Examiner will examine the employee so reporting to ascertain the employee's knowledge and understanding of any General Orders or changes in the operating rules which may have been issued during his absence. The result of this examination will be shown on C.T. 1515 which will also show the signature of both the employee and the examiner and will be forwarded to the Superintendent.

If the employee does not qualify or reports at a point where a Rules Examiner is not on duty, the employee must communicate with the Superintendent (Train Dispatcher) for further instructions. If qualified by the Train Dispatcher the C.T. 1515 will be prepared and signed by the latter.

Passenger Crews Reporting and Registering for Duty

Number of minutes required to report prior to leaving time

1075-A6 (New Jersey Division) Passenger crews, unless otherwise instructed, must report ready for duty and register not later than the number of minutes prior to scheduled leaving time of assigned train as shown at following points:

Location	Service	Note	Passenger Trainmen	Passenger Engine Crews	
				Diesel or Electric Engines	MU Trains
Sunnyside Yard	Trains from Sunnyside Yard	1	90	75
	Trains from P.X.T.	30	90
	Trains from New York	1	90
New York	Penn Central	30	20
	New Haven Region	2	10	40
Rahway	10
New Brunswick	10
County	30	35
Princeton Univ.	30	30
South Amboy	30	50	30
Bay Head
Junction	25	50

Passenger trainmen deadheading must sign employee register 10 minutes prior to leaving time of train on which deadheading.

NOTES:

1—Prior to schedule departure.

2—Prior to scheduled arriving time of train at New York for Trainmen.

Crews Relieved. No Register

1075-A7 (New Jersey Division) Conductor of crew relieving a crew at point where there is no employees' register will be responsible for the engine and train crew when starting work, but all employees must personally register at the first opportunity after going on duty.

OBSERVATION OF TRAINS FOR DEFECTS

1076-A1 (Harlem Branch)

Third Rail Clearance Detectors.

MP 54.7

When eastward trains foul third rail telltales at MP 54.7 operator at Brewster will hold train at home signal.

Putnam Jct.

When Harlem Branch trains originating at Putnam Junction foul third rail telltales located just east of Putnam Junction the operator at Brewster will hold train and notify train crew. If obstruction cannot be removed by train crew, car inspector must be called.

Train Inspection Signal

1078-A1 (Hudson Division)

Location	Detector	Direction of Operation	Tracks	Location of Signal
MP 104.1	Hot Journal	Eastward	2	CP 94
MP 48.1	Third Rail	Eastward	1, 2	CP 40
MP 30.9	High Load	Eastward	2, 4	Signal Bridge No. 283
Note 1				1 Mile East of Scarborough
MP 104.1	Dragging Equipment Detector	Eastward	2	CP 94
MP 11.0	High Load	Eastward	1, 2	Signal Bridge 922 & 924
Note 2				

Note 1 Detectors will pass a fifteen feet 6 in. (15 ft. 6 in.) car but will not pass a car fifteen feet 6½ in. (15 ft. 6½ in.)

The engine crew, upon observing the flashing aspect, will stop and call the Train Dispatcher's office for instructions before passing MP 23, east of OW.

Note 2 This detector will pass a fifteen feet 3 in. (15 ft. 3 in.) car but will not pass a car fifteen feet 3½ in. (15 ft. 3½ in.)

The engine crew upon observing the flashing aspect will proceed at Slow Speed to the Home Signal at Remote SK and stop at that point. A member of the train crew will then call the Train Dispatcher's Office.

1078-A2 (West 30th Street Branch)

<u>Location</u>	<u>Detector</u>	<u>Direction of Operation</u>	<u>Tracks</u>	<u>Location of Signal</u>
MP 6.2	High Load	Westward	1,2,4,6	DV (Rule 292)

NOTE: This detector will pass a fifteen feet 4 in. (15 ft. 4 in.) car but will not pass a car fifteen feet 4½ in. (15 ft. 4½ in.). If a car of excessive height is detected the operator at DV will immediately inform the Train Dispatcher.

Clearance Detectors

1078-A3 (West 30th Street Branch)

Color light signals between Tracks Nos. F-1 and F-2 (Nos. 8 and 10, Old Basin Yard) at 72nd St. will go out if third rail telltales on float bridges Nos. 2, 3 or 4 are fouled.

When lights are out, float engine pulling float bridges must stop at once and correct trouble before proceeding. Push button in float bridge office must be operated to relight signal after trouble has been corrected.

Dragging Equipment Detector.

1078-A4 (New Jersey Division) When device is actuated for eastward movements at the following location:

HUNTER { Track No. 1—1200 feet west of Signal 122.
Tracks Nos. 2 and 3 at Westward Home Signal Bridge, Lane.

Cab signals will indicate Restricting and most favorable indication on fixed signals between location of device and interlocking (including interlocking home signal) will be Approach.

Trains receiving Restricting indication on cab signals in conjunction with Approach indication on fixed signals between point where device is located and interlocking must stop as proper handling of train will permit, report to Operator and be governed by his instructions.

Non-equipped trains receiving Approach indication on fixed signals between point where device is located and interlocking (including interlocking home signals) must not exceed speed of 20 miles per hour.

1078-A5 (New Jersey Division)

Dragging equipment detector indicators located at:

MAIN LINE — New York to Phila.

Track No. 1..... Signal W38

Track No. 2Signal W51

Clearance Authority

1079-A Penn Central General Notice No. 207-C-Clearance Authority for movement of all equipment and all loading on open top cars over the lines of Penn Central and PRSL in freight service, cancels Pennsylvania Railroad General Notice 207-B and supplements.

Agents, Yardmasters, Car Inspectors and others responsible for the billing, carding, routing, and handling of cars or other equipment to determine proper routing must provide themselves with a copy.

MOVEMENT OF TRAINS

1083-A1 (New Jersey Division) Except on portions of the railroad where **Rule 261** is in effect, the information as to the arrival or departure of superior trains will be furnished on form C.T. 1246 or by message, by the operator at initial stations, junctions or where trains pass from one of two or more tracks to single track or by train orders if furnished to trains before arrival at the points mentioned.

(Hudson Division) In ABS and TCS Territories Trains will leave the initial station on signal indication except that trains originating at NW are required to receive verbal permission from Operator in addition to signal indication.

1083 (d)-A1 (Harlem Branch)

Trains will not leave the following stations without Clearance Form A.

Brewster except trains terminating at **Putnam Junction**.

Trains will not leave the following initial stations without Clearance Form A.

Chatham (N.E.Reg.)

Millerton

Dover Plains

Pawling

1083 (d)-A2 (Hudson Division) West 30th Street Branch Trains will not leave **DO** without Clearance Form A.

Train Ready Indicators

1084-A1 (Hudson Division - Grand Central Terminal)

Signaling device at east end of Tracks Nos. 11 to 42 inclusive, must be operated as follows: When concourse doors are closed at leaving time of train, gateman will push key switch illuminating a green light. Trains on these tracks must not start until green light is illuminated. When train has started, gateman must extinguish green light.

If light fails, train may proceed on verbal instructions from Gateman to Train Crew.

1088-A1 Trains taking siding will take first switch, except:

HARLEM BRANCH

Pawling Eastward trains, second switch

Pawling Westward trains terminating at these stations

Dover Plains may, after receiving permission from operator, occupy Main Track east of MB signal

Movement Of Trains By Timetable And Train Order Only

1091-A1 Movement of Trains on Main Tracks by Timetable and Train Order Only Where No Form of Block Signal System is In Use.

Movement of passenger trains will be made under MBS Rules.

HUDSON DIVISION

Track	Between	And	Note
Putnam Branch South	BN	Eastview	1 - 3
Claverack	Hudson	Claverack	1 - 3

NEW JERSEY DIVISION

Main Line National Jct. CP132	CP04	CP03	1, 2, 3
Catskill Mountain Branch	Kingston Point	Kingston Yard	1 - 3
Catskill Mountain Branch	Kingston Yard	Bloomville	3
Wallkill Valley	Kingston	Montgomery	3

NOTE 1 - Rule S-97 does not apply.

NOTE 2 - In the application of Rule S-93, permission of Train Dispatcher or Operator is required for Trains or Engines to occupy Main Track.

NOTE 3 - See Special Instruction 1093-A1.

Yard Limits

1093-A1 Yard Limits Indicated by Yard Limit Signs as Follows.

HUDSON DIVISION

Track	Between	And	Note
Harlem Branch	1950 Ft. East of MP 52	525 Ft. West of MP 54	1
	1500 Ft. East of Pawling Station	1000 Ft. West of Pawling Station	
	2000 Ft. East of Dover Plains Station	2000 Ft. West of Dover Plains Station	
	1530 Ft. East of Millerton Station	MP 94	
	200 Ft. East of Union Turnpike Ghent.	Chatham	
Claverack Branch	Hudson	Claverack	
Putnam Branch South	BN	Eastview	

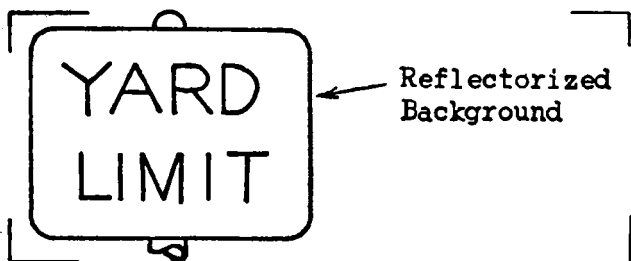
NEW JERSEY DIVISION

Main Line National Jct. To CP132	National Jct.	North Bergen	
Catskill Mt. Branch	Kingston Point	Bloomville	
Wallkill Valley Branch	Kingston	Montgomery	
Princeton Branch	Nassau Princeton	2195 feet north of Princeton 5459 feet south of Princeton Univ.	
Amboy Secondary Track	OB 7795 feet east of JG	3775 feet west of OB JG	
Hightstown Secondary	Conn. Amboy Secondary Track	5300 feet west of Conn. Amboy Secondary Track	

Note 1 - Applies only on No. 1 track.

**Yard Limits – Application of Rule S-93 –
State of New Jersey**

1093-A2 (New Jersey Division)



INDICATION – Proceed in accordance with **Rule S-93**.
NAME – Yard Limit Sign

Authority to Proceed as an Extra

1097-A1 Referring to the Note to **Rule D-97** when a train is to run as a Passenger Extra it will be notified by the operator except:

At New York or Newark by the Station Master or his representative.

Non-Interlocked Railroad Crossings at Grade

1098-A1 Movements of trains or engines on tracks of this region over non-interlocked railroad crossings at grade will be governed as follows:

NEW JERSEY DIVISION

Location	Signals, Etc. Governing Move- ments Over Crossings		Requirements	Note
	Type	Indication or Position		
Newark, N.J.: Crossing with L.V.R.R. Inter- change Track, Frelinghuysen Ave.	None	None	Before movement is made over L.V.R.R. interchange track de- rails must be operated to non-derailing posi- tion, and upon com- pletion of each move- ment both derails must be returned to the derailing position and secured with pad- locks provided on switch stand.	

PROTECTION OF TRAINS

1099-A2 APPLICATION OF RULE 99, STATE OF NEW JERSEY.

In accordance with New Jersey Board of Public Utility Commissioners Order of January 12, 1966; in the application of **Rule 152** and the Notes to **Rule 99**, in regard to flag protection, the following instructions are in effect in the State of New Jersey:

When trains are operating under Manual Block Signal System Rules the requirements of **Rule 99** for following movements will apply when **Rule 316** is in effect, and when operating under Automatic Block Signal System Rules the requirements of **Rule 99**, in so far as protecting against following trains is concerned, will have been complied with when full protection is afforded against trains moving at Restricted speed.

1103-A1 Public Crossings at Grade.

Wherever crossing protection is operated manually, it must be restored to normal after movement is completed and control boxes must be locked.

Tubular train—When tubular equipment is stopped on grade crossing protected by automatic apparatus, protection must be provided by crews against highway traffic.

Column Table for Public Crossings at Grade

X—Indicates Method of Operation

COLUMN 1—Trains or engines must stop before passing over highway crossing and a member of crew must protect the crossing in advance of each movement.

COLUMN 2—Automatic highway crossing protection provided on sidings, yard or other tracks, indicates the approach of a train.

COLUMN 3—Apparatus provided to interrupt operation of automatic highway crossing protection automatically.

COLUMN 4—Apparatus provided to interrupt operation of automatic highway crossing protection manually.

COLUMN 5—Trains or engines must stop within limit marked by yellow stripe on side of rail (approximately 70 feet each side of crossing) but clear of highway until crossing protection is operating and highway is clear. If automatic protection fails to function, member of crew must protect the crossing in advance of each movement.

COLUMN 6—Highway crossing protection must be operated manually to protect train movement.

HUDSON DIVISION

Main Line	Crossing	Track	See Column Table						Note
			1	2	3	4	5	6	
Peekskill	Hudson Ave.	1,2	X
Staatsburg	River St.	1,2	X
Barrytown	Station Rd.	1,2 Side	X	X	X	2
Hudson	Atlas Cement	1,2 Side (3)	8,9
	Broad St.	1,2 Side (2)	X	X	X	2
	So. Front St.	Main (Claverack Branch)	6
	Union Turnpike	Main (Claverack Branch)	6
Castleton	Anti-Corrosive	(3) Yard track	9
Harlem Branch	Crossing	Track	See Column Table						Note
			1	2	3	4	5	6	
White Plains North Station	Virginia Rd.	1,2	X
Valhalla	Private	1,2	8
Kensico Cemetery	Lakeview Ave.	1,2	X
	Commerce St.	1,2	8
Chappaqua	Roaring Brook Rd	1,2	X	1
Bedford Hills	Moseman's Rd.	1,2	X	1
Katonah	Katonah Rd.	1,2	X	X	1
Goldens Bridge	Store Rd.	1,2	X	X	1
Brewster	Brewster H'way	2 Yard Track	7,8
Patterson	Main St.	Main	7
Pawling	Main St.	Main	X	X	1

HUDSON DIVISION

Harlem Branch	Crossing	Track	See Column Table						Note
			1	2	3	4	5	6	
Wingdale	Wheeler St.	Main	X	3
Dover Plains	Main St.	Main	3
Wassaic	Wassaic Rd.	Main, Siding	9
Amenia	Mechanic St.	Siding	9
Millerton	Main St.	Main, Siding	...	X	X	X	X	...	1,2
Copake Falls	Station Rd.	Main, Siding	3
W. of Copake Falls	Snyder's Rd.	Main	3
Philmont	Main St.	Main	3
Ghent	Schoolhouse Rd.	Main	X	X	1
Chatham	Church St.	Main	6
	Hoffman St.	Main	1
Putnam Branch	Crossing	Track	See Column Table						Note
			1	2	3	4	5	6	
Nepperhan	Roberts Ave.	8	X
	Worth St.	8	X
	Islen St.	8	X
Nepera Pk.	Barney St.	Main	3
Chauncey	Lawrence St.	Main, Siding	3
Elmsford	White Plains Rd.	Main	X
Lake Mahopac	Mount Hope Rd.	Main	6
Mahopac	Reids	Main	6

NEW JERSEY DIVISION

Main Line	Crossing	Track	See Column Table						Note
			1	2	3	4	5	6	
Hoboken	Ferry St.	P. & F. Co. Yard track	X
	Patterson Plank Rd.	Main	...	X	...	X	X	...	2
	Ravine Rd.	Main	X
	Hoboken Ave.	Main	X
Little Ferry	Bergen Tnpk.	Main	X
Ridgefield Pk.	Mt. Vernon Ave.	Main	X
W. Englewood	New Bridge Rd.	Main, Siding	...	X	...	X	X	...	2
Bergenfield	Clinton Ave.	Main, Siding	...	X	...	X	X	...	2
	Main St.	Main, Siding	...	X	...	X	X	...	2
	Church St.	Main, Siding	...	X	...	X	X	...	2
	Central Ave.	Main, Siding	...	X	...	X	X	...	2
Dumont	Maple Ave.	Main, Siding	...	X	X	X	X	...	2
	Madison Ave.	Main, Siding	X	X
	New Milford Ave.	Main, Siding	...	X	...	X	X	...	2
Haworth	Haworth Ave.	Main	X
Harrington Park	Old Hook Rd.	Main	X
	La Roche Ave.	Main	X
	Harriot Ave.	Main	X
W. Norwood	Blanch Ave.	Main	X
	Broadway	Main	X
Northvale	Clinton Ave.	Main

NEW JERSEY DIVISION

Main Line	Crossing	Track	See Column Table						Note
			1	2	3	4	5	6	
Tappan	Andre Ave. Tappan Rd.	Main Main	X X
Orangeburgh	Orangeburgh Rd.	Main, Yard track	X	9
Valley Cottage	Main Rd.	Main, Yard track	X	9
Congers	Waringhouse Rd.	Main, Yard track	X
Haverstraw	Short Clove Rd.	Main	X
	New Main St.	Main	X	X	1
	West Side Ave.	Main	X	X	1
W. Haver- straw	Railroad Ave.	Main, Siding, (2)	X	X	X	2
	Dunnigan's	Yard track	7
Tompkins Cove	Shipyard Rd.	Siding	X	X	2
Cornwall	Hudson St.	Main	X
Newburgh	Shipyard	Main, Siding	X	X	X	2
	Renwick St.	Main	X	X
	Washington St.	Main	X	X
Highland	New Paltz 724	Main	X	X	1
Highland	New Paltz 725	Main, Siding	X	X	X	2
Kingston	Smith Ave.	Main, Siding	X	X	X	X	1,2
	Ten Broeck Ave.	Main, Siding	X	X
	Foxhall Ave.	Main, Siding	X	X	X	X	1
	Gage St.	Main, Siding	X	X	X
	Cemetery Rd.	Main, Siding	X	X	X
	Flatbush Ave.	Main, Siding	X	X	X	X	1
	Boices Lane	Main,	X
Lake Katrine	Leggs Mill Rd.	Main	X
Mount Marion	Glasco T'pike	Side	X
Saugerties	Ulster Ave.	Main, Side	X	X	X	2
Alsen	Marquette Cement	Siding, Side (2)	X	X	X	2
West Athens	Schoharie T'pike	Side	X	X	X	2
Coxsackie	Bronx Flats Rd.	Siding	X
	Bailey St.	Siding	X
Ravena	Atlantic Cement	Siding	2
	North Crossing South Crossing	Siding	2
Catskill Mt. Branch	Crossing	Track	See Column Table						Note
			1	2	3	4	5	6	
Kingston	State Route 209	Main	4
	Upper Has- brouck Ave.	Main	X
	Prince St.	Main	X
	Grand St.	Main	X
	Cornell St.	Main	X
	O'Neil St.	Main	X
Phoenicia	West of Station	Main	3
Shandaken	Route 28	Main	X
Big Indian	Route 28	Main	X
Grand Hotel Station	Grand Hotel Rd.	Main, Siding	3
Arkville	Main St.	Main	7
Austin's Bridge	1.2 miles West of Arkville	Main	X

NEW JERSEY DIVISION

Catskill Mt. Branch	Crossing	Track	See Column Table						Note
			1	2	3	4	5	6	
Roxbury	Preston's Rd.	Main, Siding	3
Grand Gorge	St. Rd.	Main, Siding	6
Hobart	Railroad Ave.	Main, Siding	3
Bloomville	Bloomville Rd.	Main, Siding	3
Wallkill Valley Branch	Crossing	Track	See Column Table						Note
			1	2	3	4	5	6	
Kingston	South Clinton Ave.	Main	6
	Rosendale Rd.	Main	5,6
Rosendale	Mountain	Main	5,6
New Paltz	Creamery	Main	7
Gardiner	Main St.	Main	6,7
	West of Station	Main, Siding	3
Walden	Grant St.	Main, Siding	3
Montgomery	Ward St.	Main	X
Main Line	Crossing	Track	See Column Table						Notes
			1	2	3	4	5	6	
Linden	Lower road to Rahway	Industrial	X
Rahway	New Brunswick Ave.	Fertl-Soll Co.	X
Perth Amboy & Woodbridge Branch	Crossing	Track	See Column Table						Notes
			1	2	3	4	5	6	
Woodbridge	Green St.	Industrial	X
	Pollion St.		X
	Main St.		X
	Factory Lane (Berry's Crossing)		X
Genasco	Amboy Ave.	Hampton Cutter	X
Amboy Secondary Track	Crossing	Track	See Column Table						Notes
			1	2	3	4	5	6	
Old Bridge— 1800 feet east of	Tile Works Crossing	Industrial	15
OB—3500 feet east of	Deep Run Rd.	No. 1 Running	X
Helmetta	Maple Ave.	G.W.Helme Co.	15
Jamesburg	Sherman St.	Wye	X
Jamesburg Branch	Crossing	Track	See Column Table						Notes
			1	2	3	4	5	6	
Dayton	New Brunswick Turnpike	Industrial	X
	Friendship Rd.	Industrial	X
Dayton—2970 feet west of	Culver Rd.	IBM	X	X

NEW JERSEY DIVISION									
Princeton Branch	Crossing	Track	See Column Table						Notes
			1	2	3	4	5	6	
Princeton Un. 2080 feet South of	Private	Yard	X	X	3
Passaic and Harsimus Branch	Crossing	Track	See Column Table						Notes
			1	2	3	4	5	6	
Waldo—3300 feet west of	Newark Ave.	Main	X
Hightstown Secondary Track	Crossing	Track	See Column Table						Notes
			1	2	3	4	5	6	
Hightstown Secondary with auto- matic pro- tection	All crossings with auto- matic protec- tion	All Tracks	12
Freehold Secondary Track	Crossing	Track	See Column Table						Notes
			1	2	3	4	5	6	
Freehold Secondary with auto- matic pro- tection	All crossings with auto- matic protec- tion	Freehold Secondary	12
Jamesburg	Gatzmer Ave.	Main	X
	Church St.		X
Freehold	Bowne Ave.	Main	X
	Monmouth Ave.		X
	Broad St.		X
	Hudson St.		X
Farmingdale	Southard Ave.	Farmers Co- operative Association	X
Other Tracks	Crossing	Track	See Column Table						Notes
			1	2	3	4	5	6	
Jersey City	Washington St.	Track leading to Washington St. Yard	X
Harrison	Fourth St.	Center St. Running	X	X
		Public Service Elec. & Gas Co.	X	13
	First St.	Center St. Running	X
	Second St.		X
	First & Essex Sts.		X
Newark	Alpine St. and Clinton Ave.	Hunter—18th Ave.	X	X	10
	Elizabeth Ave. and Peddie St.		X	10 14
	Waverly Ave.		X	X	10
	Bigelow Ave.		X	X	10
	Avon Ave.		X	X	10
	Frelinghuysen Ave.		X	X	10
	All street crossings not protected by crossing watchmen		X

NOTE 1 - Signs are provided on main tracks to indicate "End of Circuit". Trains and engines stopping on main tracks must stop back of sign. When starting, if gates are raised (or flashing lights not operating), they must proceed past sign prepared to stop and not cross highway until gates are in horizontal position. (Where flashing light signals are in service without gates, flashing lights must be operating for at least 20 seconds.

NOTE 2 - Signs are provided adjacent to highway on other than main tracks to indicate "End of Circuit." Trains and engines must not cross highway until gates are in horizontal position. (Where flashing light signals are in service without gates, the flashing lights must be operating for at least 20 seconds.

NOTE 3 - Trains or engines meeting, passing or using siding will approach crossing prepared to stop.

NOTE 4 - A member of crew must push "Stop" button located in Manual Control Box to change Highway Traffic Signal from "Green" to "Red". After it is ascertained Highway Signal is "Red" and traffic stopped, train or engine may proceed over crossing. To avoid delay to highway traffic, after movement over crossing is completed, a member of crew must push "Start" button in Manual Control Box to restore signal to "Green". Note: Highway Signal will remain "Red" for five minutes and then automatically be restored to "Green".

NOTE 5 - Westward movements only.

NOTE 6 - Trains or engines must stop before moving over crossing.

NOTE 7 - Switching movements over crossing must be protected by a member of the crew.

NOTE 8 - Trains or Engines moving against the current of traffic must stop before proceeding over the crossing.

NOTE 9 - Trains or engines using other than main tracks will approach crossing prepared to stop.

NOTE 10 - A member of the train crew must station himself on the crossing to insure full protection until the movement is completed.

NOTE 11 - In the event crossing protection fails to operate for movements on yard track a member of the crew must protect the crossing in advance of each movement over the crossing.

NOTE 12 - All trains and engines operating on Freehold Secondary Track and Hightstown Secondary Track must approach all highway crossings protected by automatic flashing lights or bells prepared to stop, unless it is known that automatic crossing protection has been operating a minimum of 30 seconds prior to occupying the crossing. In the event crossing protection fails to operate, a member of the crew must protect the crossing in advance of each movement over the crossing.

NOTE 13 - Track can only be used between the hours of 3:00 A.M. and 6:00 A.M.

NOTE 14 - Train must stop clear of crossing and movement must not be made until traffic light for Elizabeth Avenue indicates stop.

NOTE 15 - Cars must not be placed on industrial tracks between clearance posts located as follows:

150 feet east and west of Tile Works Crossing 1,800 feet east of Old Bridge.

50 feet east and west of Maple Avenue on G.W. Helme Co. Track, Helmetta.

1104-A1. Normal Position of Switches and Crossovers at Specified Locations

NEW JERSEY DIVISION

Switch Located At	Connecting	With	Normal Position is for Movements
West end No. 13 Track Hudson Interlocking	No. 13 Track	No. 14 Track	To No. 13 Track
East end No. 13 Track Hudson Interlocking	No. 13 Track	No. 14 Track	To No. 13 Track
Jamesburg	Hightstown Secondary Track	Amboy Secondary Track	On Amboy Secondary Track
Jamesburg	Freehold Secondary Track	Amboy Secondary Track	On Amboy Secondary Track
WA-2	No. 2 Track	Old Eastward Running Track	Old Eastward Running Track
Karny	Center Street Secondary Track	Engine Track	Engine Track

Switch Tenders are Stationed at and Have Charge of Main Track Switches as Indicated

1104-B1. (New Jersey Division)

LOCATION	SWITCHES	NOTE
WA-5	All Switches	

1104-C1. Operators in Charge of Main Track Hand-operated Switches when Block Station is Open

NEW JERSEY DIVISION

LOCATION	SWITCHES	NOTE
WA-2	All Switches	
WA-3	All Switches	
WA-6	All Switches	

Hand-Operated Switches Equipped With Electric Locks

1104-D1 The following switches are equipped with electric lock; permission to unlock must be obtained from operator before switch lock is removed from keeper:

NEW JERSEY DIVISION

Location	Switch	Controlled by	Note
2720 feet west of Dock	Switch in No. 4 Track leading to Alling Street Track	Dock	2
3400 feet west of Lincoln	Switch in No. 0 Track leading Wye Track	Lincoln	1
4100 feet west of Lincoln	Switch in No. 0 Track leading to No. 5, 6, 7, 8, and 9 Yard Tracks	Lincoln	1
8150 feet west of Lincoln	Switch in No. 0 Track leading to No. 5, 6, 7, 8, and 9 Yard Tracks	Lincoln	1
8843 feet west of Lincoln	Switch in No. 0 Track leading to U.S. Envelope Co. Siding	Lincoln	1
3000 feet west of Waldo	Switch in No. 2 P & H Branch leading to Marion Yard	Waldo	1
900 feet east of CY	Switch in No. 1 Track, Greenville Branch, leading to New Garden Yard	CY	1

NOTE 1 — After removing lock from keeper, wait for light located on staff adjacent to switch lock to light.

NOTE 2 — After permission from Dock is received, removal of switch lock from keeper will unlock switch for trains and engines standing on No. 4 track less than 150 feet west of switch. To enter No. 4 track from Alling Street track after permission from operator is received and switch lock is removed from keeper, switch must be thrown to reverse position and movement must not be made until interlocking signal indication is received.

1104-D2 The following switches are equipped with electric lock, not controlled by operator:

NEW JERSEY DIVISION

Location	Switch	Note
1768 feet east of WC	Switch in No. 1 Track leading to Calso Oil Co. Track	1
2300 feet west of Dayton, Jamesburg Br.	Facing switch for westward movement in Main Track leading to International Business Machine Company track	1
4080 feet west of Dayton, Jamesburg Br.	Facing switch for eastward movement in Main Track leading to International Business Machine Company track	1

NOTE 1 — The switch lock on these switches must not be removed from keeper until permission has been obtained from operator. If switch does not indicate unlocked within seven minutes after padlock is removed, or no indication is received that the switch is padlocked when the padlock is returned, the Superintendent must be notified.

1104-D3 (Hudson Division) Following switches are electrically locked controlled by operator or Dispatcher.

Location	Route	Controlled By
Tarrytown East end of Chevrolet Yard	Track No. 4 to Track No. 6	Operator at OW
Tarrytown	Track No. 4 to Hudson River Yard (South End)	Operator at OW
Tarrytown West end of Chevrolet Yard	Track No. 4 to Track No. 6 eastward and westward	Operator at OW
Tarrytown MP 26.3	Track No. 4 to Track No. 6 eastward and westward	Operator at OW
Harlem Branch		
Brewster	Track No. 2 to Track No. 126	Operator at Brewster
Putnam Jct.	Carmel yard track to siding East end.	Operator at Brewster
	Harlem Main to siding west end	Operator at Brewster
Hell Gate Line		
Market	N.Y. City T.A. Siding to No. 3 track	Operator at Market
Bay Ridge Branch		
Harlem River Yard	No. 7 track to No. 6 track	Operator at Oak

**1105-A1 Spring switches Located
HUDSON DIVISION**

Location	Normal Position	Route for Which Sprung
Croton-Harmon	Ladder E	Eastward movement No. 28A Track to Ladder E.
Croton-Harmon	Ladder E	Eastward movement No. 28 Track to Ladder E.
Croton-Harmon	Ladder E	Eastward movement No. 26 Track to Ladder E.
Croton-Harmon	Ladder E	Eastward movement No. 24 Track to Ladder E.
Croton-Harmon	Ladder E	Eastward movement No. 22 Track to Ladder E.
Croton-Harmon	Track 28A and Ladder B.	Westward movement. Wash. track to Ladder B.
Croton-Harmon	Track 38	Eastward movement Ladder C to Track 38.
Croton-Harmon	Ladder C	Westward movement on Track 8 to Ladder C.
Croton-Harmon	Track 82 to West Wye Eastward	Track 82 Westward
Croton-Harmon	East Wye	West Wye Westward

Croton-Harmon	Track 80	East Wye to track 80
5565 feet east of Hudson Station	No. 1 Track	Westward movement yard to No. 1 Track.
CP 126	No. 2 Track	Westward movement No. 1 Track to Single Track.
CP 3 - HRCR	No. 4 Track	Westward movement No. 3 Track to Single Track.
N. WHITE PLAINS YARD C	Lead to Turn Table No. 6 Track No. 7 Track	Westward movement from Fueling Track. Westward movement to No. 8 Track. Eastward movement off Enginehouse Straight.

NEW JERSEY DIVISION

Location	Normal Position	Route for Which Sprung	Notes
Sunnyside—Connecting Hump Track to Inbound Motor Track	Inbound Motor Track	Westward movements from Hump Track
South Amboy Junction—Connecting yard to Secondary Track	Secondary Track	Westward movements from yard	1
South Amboy Junction—Connecting secondary track to No. 2 Running Track	Secondary Track to No. 2 Running Track	Eastward movements from secondary track to secondary track	1
Deep Cut—	Secondary Track	Westward movement from No. 2 running track to secondary track
East End—	Secondary Track	Eastward movement from No. 1 running track to secondary track
OB—Connecting secondary track to No. 1 Running Track	Secondary Track to No. 1 Running Track	Westward movements from secondary track to secondary track

NOTE 1 — When spring switches at South Amboy Junction are hand-operated for movements to or from the yard, they must not be returned to normal position until movement has cleared signals governing movements in opposite direction.

Receiving or Discharging Traffic**1107-A1 (Hudson Division)****G.C.T.**

Between 7.15 P.M. and 7:00 A.M. Monday thru Friday and all day Saturday, Sunday and Holidays all trains arrive and leave from the Upper Level.

Trains arriving on Upper Level Tracks Nos. 38 to 42, inclusive, must when signal indications permit, stop to clear track circuits at west end of tracks.

Track capacities with rear end of train clearing circuits:

<u>TRACK</u>	<u>HIGH PLATFORM</u>	<u>HIGH AND LOW PLATFORM</u>
	<u>CARS</u>	<u>CARS</u>
38	13	14
39	12	13
40	12	14
41	11	14
42	11	14

Clearance indicators are in service on Upper Level Tracks Nos. 38 to 42, inclusive.

Two indicators are located on each track and are lighted when train enters and extinguished when train clears track circuit at west end of track. East indicator will display, in white, track number over the letter "C".

Location of indicators are as follows:

<u>Track No.</u>	<u>First Indicator</u>	<u>Second Indicator</u>
38	At signal 1EB	On wall at signal 2E
39	At signal 1EA	On wall at signal 2E
40	On wall 154 ft. west of signal 3E	At signal 3E
41	On column 102 ft. west of signal 5EB	At signal 5E
42	On wall 107 ft. west of signal 5EA	At signal 5EA

These indicators do not supersede signal indications.

When engines are detached from trains arriving on Track Nos. 38 to 42, inclusive, conductor must see that hand brakes are set on easterly car and blocks used when necessary. Crews must use care when coupling and remove blocks before cars are moved.

When a train is placed for loading or unloading of passengers with car vestibule door opposite curve in station platform, thus creating a wide opening between platform and trap door, train crew must place loading plank over opening or keep vestibule door closed.

When available, station forces will assist in handling loading planks which, when not in use, must be stored in receptacles where provided for the purpose on platform, or safely placed upright against the column.

Crews of trains arriving at G.C.T., after knowing all passengers have detrained, will be governed as follows: Close side vestibule doors of all cars.

HUDSON: In the application of Rule 107, the following will apply:

Eastward station approach signal is located below the number plate on Automatic signal No. 11502 displaying a lunar white indication when lighted.

Eastward trains on Track No. 2 making station stop at Hudson will not proceed to station platform until station approach signal is lighted and Automatic Signal No. 11502 displays a proceed indication or unless permission is received by telephone from the Train Dispatcher.

Westward trains on Track No. 1 passing Automatic Signal No. 1131 displaying Rule No. 285 or on Westward Siding at the same location passing dwarf signal displaying Rule No. 288, will proceed to station expecting to find train on Track No. 2 performing station work. If Automatic Signal No. 1131 displays Rule No. 291, or Dwarf signal displays Rule No. 292, permission to proceed must be obtained by telephone from the Train Dispatcher.

Eastward passenger, mail and express trains making other than a schedule stop or an extra passenger train stopping to receive or discharge passengers, Conductors will notify Enginemen by signal 16-(d) and Engineman will stop at Automatic Signal 11502 and receive permission by telephone from Train Dispatcher to proceed and make station stop.

1107-A2 (New Jersey Division) ----- In the application of Rule 107, between Dock and Division Post (Philadelphia Division) a passenger train, routed to a track which will result in a station stop for receiving or discharging traffic across a main track between that train and station platform, must stop as soon as known it is so routed and obtain assurance from operator that other trains involved will be notified of the stopping of that train on that track at the station, unless this assurance has been previously furnished in writing or by radio.

SWITCHING PASSENGER EQUIPMENT

1130-A1 (New Jersey Division) In the application of Rule 130a, all passenger equipment must be considered occupied.

Moving Cars on Tracks Where Loading or Unloading is Done

1130-A2 (New Jersey Division) When mail, baggage or express is being loaded or unloaded from cars on tracks 1, 2, 3, 4, 7, 8, 9, 10, 13, 14, 1D, and 3D, Pennsylvania Station, New York, a red lamp will be placed on the west end of 1, 2, 3 and 4 and on the east and west end of such cars on tracks 7, 8, 9, 10, 13, 14, 1D and 3D. When red lights are displayed shifting crews must not couple to or move the cars until they have contacted the Baggage Foreman and he has removed the light.

TRACK ASSIGNMENTS

1151-A1 Single Track

HUDSON DIVISION

TRACK	BETWEEN	AND
Main	CP 126	Division Post (Syracuse Div.)
Hudson River Connecting Railroad	CP 3	Division Post (Syracuse Div.)
Harlem Branch	Brewster	Division Post (Springfield Div.)
Claverack Branch	Hudson	Claverack
Putnam Branch South	BN	Eastview

NEW JERSEY DIVISION

Main	National Jct.	Division Post (Syracuse Div.)
Catskill Mountain Branch	Kingston Point	Bloomville
Wallkill Valley Branch	Kingston	Montgomery
Princeton Branch	Nassau	Princeton Univ.
Jamesburg Branch	JG	Midway

1151-B1 Two or more tracks

Current of traffic or TCS as follows:

HUDSON DIVISION

Main Line Between	No. 4 Track	No. 2 Track	No. 1 Track	No. 3 Track
U and MO	East	East	West	West
MO and FH	TCS			TCS
MO and SK		TCS	TCS	
SK and FH		East	West	
FH and DV		TCS	TCS	
DV and GD	East	East	West	West
GD and MP 19.3	TCS	East	West	West
MP 19.3 and CD	East	East	West	West
CD and CP 40	TCS	TCS	TCS	
CP 40 and CP 89		TCS	TCS	
CP 89 and 94		East	West	TCS
94 and CP126		East	West	
Hudson River Connecting R.R. 123 and CP3				West
CP 3 and 125	East			
Harlem Branch MO and VO	East	East	West	West
VO and NW		TCS	TCS	
NW and Brewster		East	West	
West 30th St. Branch RS and DV		East	West	

	No. 1 Track	No. 2 Track	No. 3 Track	No. 4 Track	No. 5 Track	No. 6 Track
Bay Ridge Branch Pelham Bay and Fremont					West	East
Hell Gate Line Div. Post. (N.H. Div.) and Pelham Bay	West	East				
Pelham Bay and Harold (L.I.R.R.)			West	East		

Tracks are numbered from South to North or East to West, No. 3, 1, 2 and 4 except No. 3 track between CP89 and 94 located between No. 2 and No. 1 tracks.

Tracks on Hell Gate Line and Bay Ridge Branch are numbered from West to East.

NEW JERSEY DIVISION

Main Line Between:	Track B	No. 4 Track	No. 3 Track	No. 2 Track	No. 1 Track	No. 0 Track	Track A
Harold and JO or C		West'd	East'd	West'd	East'd		
A and Hudson				West'd	East'd		
Hudson and Dock			West'd	East'd	East'd		
Dock and Hunter		West'd	West'd	East'd	East'd		
Hunter and Elmora		West'd	West'd	East'd	East'd		
Elmora and Union	West'd	West'd	West'd	East'd	East'd		East'd
Edison and Lincoln						East'd	
Union and Div. Post (Phila. Division)		West'd	West'd	East'd	East'd		
Passaic and Harsimus Branch Between:							
Waldo and WA-3				West'd	East'd		
Greenville Br. Branch Between:	Track B	No. 4 Track	No. 3 Track	No. 2 Track	No. 1 Track	No. 0 Track	Track A
Bay and Lane				West'd	East'd		
Perth Amboy & Woodbridge Branch Between:							
Union and WC				West'd	East'd		

NOTE: Tracks are numbered from south to north or east to west.

NOTE: Within Dock Interlocking

Track 5 — Westward Passenger

Track A — Eastward Passenger

MOVEMENTS AGAINST THE CURRENT
OF TRAFFIC WITHOUT TRAIN ORDERS

1151-B2 At the following locations the third paragraph of **Rule D-151** will not apply and movements may be made as indicated below at Reduced Speed. Trains or engines may operate against the current of traffic without train orders, under manual block signal system rules, in the following territories when authorized by the Train Dispatcher. The conductor or engineman must obtain permission to use the track only from the employe in charge of track as designated below.

HUDSON DIVISION

BAY RIDGE BRANCH	TO	FROM	When authorized by Train Dispatcher on Verbal Permission	NOTE
TRACK NO. 6	Market	Hunts Point Term. hand operated switch	Operator at Market	1
TRACK NO. 5	Market	Oak	Operator at Market	1

NEW JERSEY DIVISION

P & H BRANCH	TO	FROM	When authorized by Train Dispatcher on Verbal Permission	NOTE
TRACK NO. 2	WALDO	Switch Leading to Marion Yard	Operator at Waldo	1
TRACK No. 2	HACK	Switch 1500 feet West of Hack	Operator at Hack	1

Where Block Operator Controls the Track.

Note 1. The Train Dispatcher must determine that the block is clear of all opposing movements. Form J Train Order must be issued to the operator in charge of track. The operator must apply blocking devices, with signal in Stop position, at station where opposing movements must be held. Notation confirming this procedure must be made on the Train Dispatcher's train sheet and the operator's Record of Train Movement sheet before permission is granted.

1151-C1 Secondary Tracks of Assigned Direction

NEW JERSEY DIVISION

Track	From	To	Assigned Direction	Controlled by	Note
Connecting Track	Q	Harold	Eastward	Q	1
Loop Track No. 1	F	R	Eastward	R	1
Loop Track No. 2	F	R	Eastward	R	1
Sub Track No. 1	Q	F	Westward	Q	2
Sub Track No. 2	Q	F	Westward	Q	2
Sub Track No. 3	Q	F	Westward	Q	2
Sub Track No. 4	Q	F	Westward	Q	2
Center St. Track	Hudson	Karny	Eastward	Hudson	3
Engine Track	Hudson	Karny	Eastward	Hudson	3
No. 0 Track	Hudson	Karny	Eastward	Hudson	3
Track A	WA-6	WA-3	Eastward	WA-6	4
No. 0 Track	Union	Stiles St.	Eastward	Union	

NOTES:

- Signal indication is authority for westward movements.
- Eastward movements made on signal indication at F. To use this track at any intermediate point between F and Q permission must be secured from Q.
- Westward movements may be made on hand signal from Operator at Karny.
- Westward movement made on permission of Operator WA-6 or hand signal from Operator WA-3.
Trains or engines entering or leaving this track at intermediate points must obtain permission and report clear to WA-6.

1151-D1 Secondary Tracks of No Assigned Direction

NEW JERSEY DIVISION

Track	Between	And	Controlled by	Note
Grape Lead (W)	Hack	West Conn Naught Track	Hack	1-5
No. 1		Produce Yd.		
Ice-House (W)	Grape Lead	Lead	Karny	2-5
Produce Yd.	No. 1	Government		
Lead (W)	Icehouse	Lead	Karny	2-5
Government	Produce Yd.			
Lead (W)	Lead	Karny	Karny	1-2-5
Naught (W)	East Conn	Karny	Karny	5
	Grape Lead			
Set-Off (W)	WA-5	WA-3	WA-5	3-5
Oak Island (W)	CY	WA-2	WA-2	1-5-8
Hightstown (W)	Conn. Amboy	End of Block	SA	5-6
	Sec. Trk.	(1380 feet west of K)		
Amboy (W)	SA	JG	SA	1-5-6-7
Set-Off (W)	WA-3	WA-6	WA-6	4-5

NEW JERSEY DIVISION

Track	Between	And	Controlled by	Note
Connecting (W)	No. 0 Track	Yard Running Track	Lincoln	1-5
Freehold (E)	Conn. Amboy Sec. Trk.	Edison End of Block Sign, 2745 feet east of Farmingdale	SA	5-6

(E) (W) indicates timetable direction from point first named.

NOTES.

1. Where fixed signal governs movement, it will be the authority to occupy this track.
2. Fixed signal indication for eastward movement to enter Government Lead will also be the authority to use Produce Yard Lead and No. 1 Ice House.
3. Westward movement from WA-5 made on hand signal from switch-tender; Eastward movement from WA-3 made on hand signal from operator.
4. Westward movement from WA-3 made on hand signal from operator.
5. When movement has been completed it must be reported clear except when clearing at an interlocking or block station.
6. Extra trains, except passenger extras, will run on verbal permission of the operator when authorized by the Superintendent; authority for movement of passenger extras must be in writing.
7. In the application of **Rule 326**, crews of westward trains or engines, enroute to a point west of Midway, must report clear at GO, unless otherwise instructed. If instructed not to report clear at GO and stop signal is displayed at Midway or train stops at any point between GO and Midway, crew must immediately report train clear of GO to Operator SA.

Crews of Westward trains or engines, enroute to any point east of Midway, must report clear at GO.

8. Controlled by WA-3 when WA-2 is not in service and by WA-5 when WA-3 and WA-2 is not in service.

1151-E1 (New Jersey Division) Employees in Charge of Sidings of Assigned Direction.

Siding	Employee in charge	Note
Jamesburg—Eastward	Operator at SA	1

Note 1 Siding must not be used without permission from designated employee.

1151-F1 (Hudson Division) Employees in charge of Sidings of No Assigned Direction.

Harlem River Yard

Westward trains or engines before using tracks No. 7 and 8 between Oak and Yardmaster's shanty, Harlem River Yard must obtain permission from operator at Oak. Operator must obtain permission from the Yardmaster, Harlem River Yard.

Yonkers

Eastward trains and engines, before using Track No. 6 between Babcock Place, Yonkers and DV, must obtain permission from operator at DV. Permission must be obtained by operator from Train Dispatcher.

Westward trains and engines, using Track No. 6, must stop at east end of Yonkers Station and call Yard Clerk for permission to pass Babcock Place.

Croton North Station

Westward movements from Croton West Yard on Track No. 6 must not be made without permission from operator CD on authority of Train Dispatcher.

1151-H1 Running Tracks of No Assigned Direction NEW JERSEY DIVISION

Track	Between	And	Controlled by	Note
Nos. 5-6-9-10	At Hudson		Operator Hudson	1
Center Street	Hudson	Center Street	Operator Hudson	1
(W)		Movable Bridge		
No. 5 (W)	Hunter	Lane	Operator Hunter	
Naught (W)	Elmora	Linden Park Yard	Operator Elmora	1
Arsenal (N)	Lincoln	Raritan Arsenal	Operator Lincoln	1
No. 5 (W)	Baldwin St. Yard	County	Operator County	1
Millstone (W)	County	East Millstone	Operator County	1
Rocky Hill (W)	Midway	Rocky Hill	Operator Midway	1
No. 1 (W)	Connection to Engine track	West End Waldo Ave. Yard	Yard Master Har. Cove.	
(Waldo Ave. Yd.)				
Running (W)	West End Waldo Ave. Yard	Waldo	Operator Waldo	1
No. 6 Ele- vation (E)	Brunswick St. Harsimus Cove	Henderson St. Harsimus Cove	Yard Master Har. Cove	1
Cove (W)	Brunswick St. (Harsimus Cove)	Waldo	Yard Master Harsimus Cove	1-2
Susquehanna (E)	East End Marion	Eastward Main NYS & WRR	Operator Waldo	1
Morris (W)	Hack	Crossover 100 feet east of east end of cabin track	Yard Master Meadows	1
Morris (W)	Crossover 100 feet east of east end of cabin track	Karny	Operator Karny	1
No. 7 Old Receiving Yard-Meadows (E)	Karny	No. 1 Office Meadows	Yard Master Meadows	1
Old Eastward				
New York (E)	WA-5	WA-2	Yard Master WA-5	1
Bay Line R.R.				
Speedway (W)	WA-5	WA-6	Yard Master WA-4	1-3
Naught (W)	WA-5	WA-6	Yard Master WA-5	1-3
Running 1 (W)	WA-5	WA-6	Yard Master WA-4	1-3
Float Running	Greenville Yard	Connection No. 11	Yard Master Greenville	1
No. 1-Greenville (E)	Bay	Track Departure Yard Greenville	Yard Master Greenville	1
Departure Yd. Lead	Greenville Yd.		Yard Master Greenville	1
Southwest Lead	Greenville Yd.		Yard Master Greenville	1
WC-Perth				
Amboy (W)	WC	End of track	Operator WC	1
Yard Running (Via Loop) (E)	Edison	Kilmer	Operator Lincoln	1

NEW JERSEY DIVISION

Track	Between	And	Controlled by	Note
No. 12 (E) South Amboy	Connection to Secondary Track	Yard Office	Yard Master South Amboy	1
No. 1 (E) Running	OB	East End	Operator SA	1
No. 2 (N) Running	CQ	Deep Cut	Operator SA	1

(E) (W) (N) (S) Indicates timetable direction from first point named.

Note 1—Permission must be secured or proper signal indication received to use these tracks at any point. When movement has been completed it must be reported clear except when clearing at an interlocking or Block Station.

Note 2—At Brunswick street, eastward trains and engines must stop clear of all switches at that point and call Yardmaster at No. 10 office for instructions. Eastward trains and engines using Cove running track Waldo to Brunswick Street, must advise operator At Waldo when clear of this track at Brunswick Street. Westward trains and engines must stop clear of all switches at Brunswick Street and obtain permission from operator at Waldo to proceed west of that point.

Note 3—Hand signal from either end will be the authority to move on track.

PASSENGER TRAIN OPERATION

1154-A1 (Hudson Division) Make-up of Passenger, Mail, Express and Deadhead Equipment Trains.

Cars equipped with steam train line must have steam connectors securely connected to adjacent cars or secured by use of wire to assure proper clearance above rail except steam connector on rear of rear car may be secured by use of chain support without use of wire.

Passenger equipped Flexi-Vans which are used as the rear car on passenger, mail, express and/or deadhead equipment trains are to be limited to Loaded Vans only.

Following is a list of cars of foreign ownership, which in addition to NYC 9200, 9300 and 9400 series, are equipped with A-3 ride control truck and are subject to restrictions as shown below:

EL 2111 to 2121 inc., 10,000 to 10,089 inc.

Milw. 1600 series

CBQ 8600, 8700 and 8800 series

GN 2500 series

ATSF 4100, 4200, 4300, 9700 series

B & O 468230, 1850 to 1887 inc.

REX 1002 to 1025 inc., 6600 to 6899 inc.

REX 8200 to 8299 inc., 3401 to 3423 inc.

(a) Cannot be handled as the rear car on any passenger trains whether loaded or empty.

(b) When handled empty in body of train, train is restricted to 60 MPH as per current timetable.

(c) No restriction when loaded and handled in body of train.

1154-A2 (Hudson Division) PC MU Equipment

When preparing train for service, engineman must close master control switch on operating end of forward car and main switch on each car.

When leaving cars, engineman must remove controller key and close cut-out cock under brake valve, open main and compressor switches on all cars, open master control and vestibule heater switches and close doors and windows in operating cab and remove brake valve handle.

Member of train crew must close all other doors, windows and ventilators to avoid damage by weather conditions.

Engineman must not lock controller handle while train is in motion.

Jumpers when not in use, must be stored in westerly car, in baggage compartment or under westerly seat.

Motor generator switch marked "M.G. Switch" must be left closed.

When preparing a train for service, engineman must pass through train from front to rear, close all compressor switches and close all cut-out cocks under brake valves except under brake valve at rear of train, which must be open. Place brake valve handle in running position on brake valve on rear end of train. When brake system is charged to at least 70 pounds pressure, brakes must be applied with a service brake pipe reduction from brake valve on rear car and left applied. Close cut-out cock under brake valve, remove handle from brake valve, return to front end of train, and use power forward to determine that brakes are applied and electric control line continuous and then release brakes.

During INITIAL TERMINAL TEST of "MU" equipment train, if the Electro-Pneumatic brake equipment does not function as intended, this feature is to be cut out and train operated with the automatic air brake.

Engineman must know by test that emergency air brake attachment is operative on master controller to be used and headlights working properly.

If emergency button of master controller on MU car is inoperative and car cannot be cut out an employee must be assigned to ride with engineman.

Engineman of eastward MU trains must leave brakes applied. If inspectors release brakes they must know that brakes are applied before they leave the cars.

When switching MU equipment, except in G.C.T., before moving forward or back, whistle must be sounded in accordance with Rule 14 (h) or 14 (i).

All doors on head and rear end must be kept closed while train is running and curtain kept down on aisle door on head end.

Enginemen of eastward trains may lock aisle door on head end after leaving 125th St.

Member of train crew must see that panel doors on cars are properly latched.

Compressor switches must be open when cars are stored and closed at all other times.

When making running test of brakes, controller handle must be moved to off position and then to series and held in this position until running test is complete.

When making switching movement, before cars are moved and after brake system is fully recharged enginemen must make a 15 pound brake pipe reduction and use power forward to determine that brakes are applied and that cars do not move.

Communicating whistle must be in service when MU cars are being switched.

If necessary to operate a MU train from other than head car, conductor and engineman will confer, and be held jointly responsible for safe movement of train, at speed permitting full control.

MU cars equipped with electro-pneumatic brakes must use pneumatic brake when stopping on grades for a reverse movement.

When necessary to make backup movement with MU train, with engineman operating from end opposite to direction of movement, conductor will be located on leading platform of train with member of train crew at conductor's valve in that car.

1154-A3 (Hudson Division) PC Electric Engines

Air brakes must be operative on all engines when two or more engines are coupled.

After brakes have been tested, release hand brakes and see that blocks have been removed.

In case the automatic features fail to control the starting of air compressor on class T engines, same may be started by closing compressor contactor No. 103 with flat stick or similar non-conducting object, the contactor must be firmly held in closed position until desired main reservoir pressure is obtained, then must be released and permitted to drop quickly to open position.

The cut-out cock in air pipe leading to overhead shoe on electric engines must be closed when not in use.

Movable ventilators or ventilator curtains must be kept closed during heavy snow and rain storms in winter, and open at other times.

When taking engine for service, engineman must know that switches on engine, jumpers, third rail shoes and overhead contact shoes are in proper position, and compressors, blowers and headlights working properly.

Enginemen of trains other than MU must, after making station stop, increase brake pipe reduction to 20 pounds and leave brakes applied on train. When leaving engine, independent brake valve must be placed in application position.

Traction motor blowers must not be run while engine is standing at block, except on engines on trains arriving on Tracks Nos. 38 to 42, inclusive, when train is to be taken out without change of power.

	Classes	
Operation of Controller	S-1, S-2	T-1, T-2, T-3
Amperage used must not exceed, except for short periods when necessary	1000	1500

Blowers

Traction motor blowers must be run continuously as follows:

Class	
T	When handling cars. When running light or standing, after handling train of 9 or more cars.

CROTON-HARMON

Enginemen on electric engines will be governed as shown below to avoid causing application of automatic train stop to diesel engine trains moving between Croton-Harmon and Croton No. Station.

- Avoid shutting off controller abruptly
- Have controller shut off before going on gap.
- Avoid operation which may cause circuit breaker on equipment to open.

1154-A4 (Hudson Division) Electric Engines and MU Equipment

Electrically propelled trains must not be operated through water when it is above the top of the running rail.

When third rail shoes are broken off, shoe fuses and broken shoes must be removed.

When overhead shoes are broken off, train or engine must come to a stop immediately and broken parts must be removed from track and train.

1154-A5 (Hudson Division) Train Starting**G.C.T.:**

Westward engines or MU cars must not start to move from stub end tracks without telephone permission from Int. director, except when interlocking signal for their movement is observed giving proceed indication, or when following a preceding movement in view on same track.

1154-A6 (Hudson Division) Train Announcements**G.C.T. and 125th Street:**

On other than suburban trains, include that the train is about to depart.

On inbound trains, station announcement must not be made until trains are about to stop at platform.

Outbound trains must be announced from station platform as "Penn Central train" and in a manner, to indicate destination and principal stops.

1154-A7 Emergency Operation of MU Equipment and Engines.

MU equipment, Diesel engines, electric engines or rail motor cars must be operated with engineman located on end in direction of movement when conditions permit.

When necessary to make backup movement with Diesel or electric engines, with engineman operating from end opposite to direction of movement, other members of crew must be located to observe conditions ahead and pass hand signals to engineman.

1. In Penna. Station, N.Y., Engineman must operate from control station on nearest operable car in direction of movement. If there is no operative control station on lead car, a member of crew will protect movement.

1154-A8 (Hudson Division) Heating, Lighting and Ventilation of cars.

Steam Train lines will be shut off and pressure released as follows:

Approaching	Direction	Open Rear End Train Pipe Valve	Engineman Shut off Steam At
G.C.T.	Eastward	After passing High Bridge or 183rd St. platform	Bronx Term. Market or Morrisania
Croton-Harmon	Westward	After passing Ossining	CR
Croton Harmon	Eastward	At CD	Loop Bridge
White Plains No. Sta.	Westward	After passing White Plains	Signal 2291
White Plains No. Sta.	Eastward	After passing Valhalla	Signal 2472
W. 105th St.	Eastward	After passing W. 125th St.	W. 105th St.
Poughkeepsie	Westward	New Hamburg	CP 72
Albany - Rensselaer	Westward	MP. 140.5	MP. 142.3

Before steam pressure is connected to standing cars, train line valve must be closed at opposite end of line.

G.C.T.:

Steam must be blown through steam line on engine as near leaving time as possible.

BETWEEN CROTON-HARMON AND G.C.T.:

Steam heat to provide hot water will be furnished as follows:

Eastward Train Nos. 64-62-80-70-82-72-84-74

Westward Train Nos. 71-81-73-75-83-61-85-63

CROTON-HARMON:

Conductor will instruct train crew as to switches to be cut in on MU cars to provide proper temperature.

All cooling and heater switches on MU cars must be opened on arrival at terminal, except in extreme weather when switches should not be opened in cars to be used outbound soon after arrival. On trains enroute to G.C.T. this may be done after passing 125th St.

EAST OF BOTANICAL GARDEN AND MARBLE HILL

Cars occupied by passengers must be fully lighted at all times.

G.C.T.:

Electric light switches must be opened on PC MU cars by electric inspector after cars have been placed on storage track. **TERMINALS OTHER THAN G.C.T.:**

Light switches must not be opened until train is on storage track, but promptly thereafter. On arrival on storage track, engineman of MU trains will see that light switches in operating cab are open.

Crews reporting for duty must not turn on lights until 30 minutes before leaving time.

When leaving cars, trainmen will see that electric light switches are open except as otherwise arranged.

Proper illumination must be furnished as conditions warrant.

Conductor must make daily check with crew to know that lights are not in use other than authorized.

Employees requiring lights on to perform work must open electric light switches when work is completed.

Doors, ventilators, fans, windows and shades must be properly adjusted at terminals and enroute to provide maximum comfort to passengers according to existing weather conditions.

Electric fans will be shut off on arrival at terminal by train crews if cars are to be stored.

1154-A9 Toilet Room Doors

Toilet doors must be kept locked between the following stations to comply with regulations.

G.C.T. and Mott Haven Jct.

Chappaqua and Patterson

Hillsdale and Philmont

Sunnyside and Newark

North and South Elizabeth

Testing Air Brakes.

1154-A10 (New Jersey Division) Referring to Instruction 10b Brake and Train Air Signal Instructions (EC-99), enginemen receiving M.P. 261-C in duplicate from car-inspector after brake test has been completed in Sunnyside will deliver one copy to conductor at New York.

1154-A11 (New Jersey Division) All engine crews operating in passenger service, when moving between Sunnyside Engine-house and Yard, after arrival at signal for reverse movement,

will change to leading end of engine for reverse movement to enginehouse or train.

Braking Trains at Speeds in Excess of 80 M.P.H.

1154-A12 (New Jersey Division)

Where necessary to reduce speed to comply with signal indication, trains operating at speeds in excess of 80 M.P.H. with electric or diesel-electric engines must make no less than a 25 lb. initial brake-pipe reduction. The controller, or throttle lever must immediately be reduced to No. 2 position and engine brake cylinder pressure permitted to build up to 60 lbs.

In the operation of Metroliner trains at speeds in excess of 100 M.P.H., when necessary to reduce speed in compliance with signal indication, sub-zero position of master controller must be used. When it is ascertained that the required speed will be effected, a lesser degree of braking may be used.

1154-A13 (New Jersey Division) Door of occupied passenger cars must not be locked, preventing passengers from moving from the coaches to the Diner or other portions of the train.

Steam in Engine Boilers and Steam-line of Trains.

1154-A14 (New Jersey Division) Steam heat boilers and vapor steam generators on EP-17A and EP-18A units numbered 5000 through 5059 inclusive must be extinguished between East Portals of East River Tunnels and West Portals of North River Tunnels, excepting: Penn Central A.C. electric engines may fire boiler in low flame in A Yard, New York when steam is required to prevent freezing and accumulation of condensation.

Main steam valve and end valves must be opened sufficiently to blow out pipes.

Train Announcements – Station Announcements

1154-A15 (New Jersey Division) Trainmen approaching Newark must make the following announcements:

Eastward Uptown Trains – “Newark, change for Jersey City and Hudson Terminal.”

Westward Trains – “Newark, change for (name advertised connecting stations).”

At stations where high train platforms are in service trainmen will in addition to the usual station announcements warn passengers to watch their step while leaving or entering train.

Station Stop Markers.

1154-A16 Where station stop markers are located, engine-man must stop front end of engine opposite marker number corresponding to number of cars in train, unless otherwise instructed by Conductor.

On New Jersey Division, MU station stop markers are designated by letter M except when located on ties.

At the following locations reflectorized marker signs have been installed to properly platform Northeast Corridor MU trains at:

Newark, N. J.

The station stop markers are designated as follows:

“A” Engineman must platform leading end of first car of train of 7 or more cars opposite this marker.

Employees Carried on Mail Trains, etc.

1154-A17 Employees may be carried on trains composed of milk, express, mail or deadhead cars if suitable cars is provided.

Tubular Train-Diesel Power Car

Operation in Tunnels or Confined Locations

1154-A18 (New Jersey Division) The load on diesel engines in power car must be reduced by placing heat control switch on lighting switchboard panel in one or more tubular coaches in "LOW HEAT" position at the following locations:

Tunnels and Confined Locations.

Between East Portals of East River Tunnels and West Portals of North River Tunnels.

After the train has moved from the tunnels or restricted area the heat control switch must be returned to the "NORMAL HEAT" position.

1154-A19 (New Jersey Division) When delayed Sleeping or Postal cars are attached to trains, stops of train on which cars are regularly assigned may be made to discharge passengers or handle mail. Superintendent must be advised in advance of stops that will be made.

1154-A20 (New Jersey Division) C.T. 4301, Special Instructions Governing Passenger Equipment Authorized to Operate at Speeds in excess of 80 Miles Per Hour, in effect.

Employees whose duties are in any manner concerned with the makeup, inspection, or operation of passenger trains must have the current issue of these instructions in their possession while on duty.

Forms — Preparation and Use of

1154-A21 (New Jersey Division) Form MP 217-A card, for reporting Passenger Car defects is located in a receptacle on the inside of electric lockers on all cars except Multiple Unit Electric cars. On Multiple Unit Electric cars the receptacle is located on the inside of the electric switch cabinet in outside vestibule.

Conductor (Engineman for head car of MU train) must enter on MP 217-A, description of all defects found, together with other information called for under the heading "Train Crew Entry."

When defects occur enroute, which must be given attention before train reaches final destination, Superintendent must be notified of repairs required, by message or otherwise, at first opportunity. M.E. Department representative must also be notified promptly upon arrival of train at point where defect is to be given attention.

Hot Journals — Roller Bearings

1154-A22 (New Jersey Division) Passenger trainmen must obtain from crew dispatcher and carry with them while on duty 200 DEGREE Tempilstik during the months of April through October, inclusive, and 175 DEGREE Tempilstik during the months of November through March, inclusive.

To determine when the roller bearing journal box is overheated to the extent that it must not be continued in service, proper Tempilstik must be used by stroking the outside surface of the top of the journal box. If a liquid smear results, temperature is in excess of allowable limit and report must be made to Superintendent for instructions.

1154-A23 (New Jersey Division) In the event of equipment failure or other occurrences which delay or affect the movement of passenger trains authorized to operate at speeds in excess of 80 miles per hour, the conductor or engineman must immediately report the nature of the failure or occurrence to the train dispatcher and be governed by his instructions as to the continued movement of the train.

Trains with consists of less than nine (9) cars per GG-1 locomotive will not be operated at speeds in excess of 80 miles per hour.

FREIGHT TRAIN OPERATION

Instructions For Preparation and Handling of Freight Trains on Grades, etc.

1155-A Retainer valves of the 3 position type will be used, in the low pressure position, or the No. 3 position.

On the 4 position valve the No. 4 position, which is slow direct release, will be used.

(Claverack Branch)

When shoving cars down grade, Hand Brake must always be applied to the rear portion of train.

From Hudson Upper to Hudson eastward freight trains must have all retaining valves turned up. Trains limited to 20 cars.

(Catskill Mountain Branch)

Brake pipe feed valve to be adjusted to 90 pounds on engines when handling trains; automatic brake valve handle to be carried in running position and retaining valves must be turned up in descending grades between the following points:

Kingston and Kingston Point
West Hurley and Mile Post 6
Grand Hotel and Big Indian
Grand Hotel and Fleischmanns (MP 44)

Retaining valves must also be used on such other trains and grades where, in the judgment of engineman, the use of retainers is necessary.

Engineman must operate the automatic brake valve in such a manner as to maintain a brake pipe pressure of not less than 60 pounds at all times. Should brake pipe pressure fall below 60 pounds, trains must be stopped until pressure is restored.

Snow Plow Equipment

1155-A3

When snow plows or flangers are being operated, a member of the train crew must, unless otherwise instructed, remain in the snow plow or flanger to protect movement of train, and in case of emergency, assist in operating snow plow or flanger.

Wings on snow plows must be closed when meeting or passing trains, or being passed by trains on adjacent tracks. In addition to flangers being raised at flanger signs, they must be raised when meeting or passing, or being passed by trains on adjacent tracks where snow is being thrown.

Freight Train Stops

1155-A4 (New Jersey Division)

BERGENFIELD

Crews of Westbound freight trains on Main track and siding that stop short of New Bridge Road crossing and are delayed will use pushbuttons in the manner described to control the gate manually to avoid delaying highway traffic.

NEWBURGH

Trains having work to do at Newburgh Yard must not block Renwick Street or Washington Street crossings. These crossings must be kept clear at all times.

HIGHLAND

Freight trains having work to do at Highland will stop West Bound, east of "End of Highway Circuit" sign and East Bound, west of "End of Highway Circuit" Sign.

Starting Trains With Electric or Diesel Engines on Rear

1155-A5 (New Jersey Division) When starting trains where an electric or diesel engine is on the rear, the hauling engineer in all cases must stretch the train gradually so no damage will occur due to electric or diesel engine on the rear standing without power applied.

When trains are stopped on grades, requiring the assistance of a pusher engine on the rear to start, radio should be used to coordinate movement, if radio is working properly, then the following procedure must be used:

When train is ready to start, a 25-lb. brake pipe reduction will be made. After the brake pipe exhaust stops, release brakes as per current issue of the Brake and Train Air Signal Instructions. While brakes are releasing during a four (4) minute interval, sufficient slack will be taken gently, exercising care so that rear portion of train will not move back, resulting in a run-out of slack, as the electric or diesel pusher engine will have brake released and no power applied. Four (4) minutes after the brake valve was first placed in running position, power will be applied to start the train by the hauling engineer.

Four (4) minutes after observing the first increase of pressure on the brake pipe pointer, engineer of pusher engine will use power to push in slack on rear and start train.

Freight Crews Relieved – Instructions to

1155-A6 (New Jersey Division) When freight road crews are relieved, short of their destination, the road conductor will turn over his CT-1041 reports together with the tickets to the conductor, who will fill in the proper column, located at bottom of the wheel report.

Operation of Pusher Engines

1155-B1 (Claverack Branch)

All pusher engines must have the air brake coupled and and train must stop to detach pusher engine.

A member of the train crew will be on the rear of the train ready to assist in cutting off pusher engine.

1155-B2 (New Jersey Division) Maximum power on rear of freight trains must not exceed 5250 diesel horsepower.

When one diesel engine and one electric engine are coupled together and used as pusher engines, not more than 2500 horsepower diesel engine can be used with any one electric engine.

Not more than two electric engines coupled together, class CG-1, E-44, E-44A and E-33 may be used as pusher engines on a freight train.

When pushing freight trains pusher engines will ease off passing over crossovers or turnouts when making diverging movements exercising care to avoid slack action.

FREIGHT AND PASSENGER TRAIN OPERATION

Diesel Equipment

1156-A1 (1) Road Freight and Road Switch Type Units.

Road Freight and Road Switch Type units may be operated, coupled together, with a maximum of twelve (12), including those handling train and those in tow.

The total number of units handling train may not exceed seven (7).

The units being towed may be either dead or on idle.

(2) Yard Switch Type Units

Only one yard switch type unit, dead or on idle, whether hauling or being towed, should be placed on rear of engine consist and on head end of train. Additional switch type units should be placed in train in accordance with Rule 4161-A of Rule for conducting Transportation.

(3) Backing Trains with Road Switch and or Yard Switch Type Units Hauling or In Tow.

To minimize the possibility of jack-knifing when trains are backed up or engines are used in pusher service the following restrictions should be observed.

When necessary to back up or push a train consisting of more than fifty (50) cars and there are any Road Switch Units in the engine consist, the engineman will be governed by the following:

MAXIMUM AVERAGE RATING WITH

3 Units working.....	800 Amps.
4 Units working.....	600 Amps.
5 Units working.....	500 Amps.
6 Units or more working.....	400 Amps.

NOTE: With all Road Freight or Road Passenger Units in the consist or a combination of such units and Road Switch Units series 2020 to 2044 inc., 2100 to 2112, 2188 to 2197, 2369 to 2399, 2500 to 2559, inc., the above amperage restrictions may be disregarded.

Sufficient lead units must be isolated and power of not more than three (3) rear hauling units used against the train.

On EP Units only when speed of train drops below 27 miles per hour, the throttle must be returned to idle position before attempting to accelerate the train.

"When operating locomotive at speeds exceeding 25 MPH, reduce the throttle to run 4 position before passing over rail crossing at grade. If operating in run 4 or lower, or speed is less than 25 MPH, place throttle in next lower position. Throttle must not be advanced until all units have passed over crossing."

OPERATION IN TUNNELS OR CONFINED LOCATIONS- DIESEL ENGINES

Rule 4159-C is not applicable on the West 30th St. Branch.

Air Brakes

1156-A2 Diesel road engines with 24-RL, brake equipment must have Rotair Valve positioned as follows:

Rotair operating "A" unit set in "Pass" position.

Rotair valve trailing "A" units set in "Pass Lap" position.

All reducing valves for independent brake will be adjusted in relation to the type of brake equipment as follows:

No. 24 and No. 26 brake equipment	45 lbs.
All brake equipment except No. 24 and No. 26	35 lbs.

It is to be noted that these pressures do not necessarily represent brake cylinder pressure since engines with differential relay valves will transform the independent brake valve pressure to a proportionate higher or lower brake cylinder pressure, dependent upon the type of relay valve.

Passenger trains and trains containing more than 20 passenger-carrying type cars must not exceed 30 cars.

Mail, Express and Baggage Equipment Trains must not exceed 55 cars and must not contain more than 40 cars of series PC 7200 to 9099 inclusive.

When Passenger Train Equipment Cars are handled with Freight Equipment Cars in freight trains exceeding 40 cars total, such Passenger Train Equipment Cars shall be handled forward of the 40th head car with not to exceed 20 such cars in one train. The total of all cars in the train shall not exceed:

(a) 150 cars when handling one (1) to five (5) passenger equipment cars; or

(b) 100 cars when handling more than five (5) passenger equipment cars;

NOTE: Passenger Train equipment cars having Type AB-1-B brakes may be handled in freight trains without restrictions.

In trains of over 30 cars, passenger car brake equipment shall be conditioned for DIRECT RELEASE on car beyond the 20th head car. In freight trains of over 40 cars all cars must be conditioned for DIRECT RELEASE and the air supply to water raising systems shall be cut out:

Flexi-Van trains must have brake pipe feed valve adjusted to 90 pounds.

Rail Diesel Cars (Hudson Division)

1156-A3 In passenger trains, RDC cars should be hauled as the rearmost unit, or units, unless car involved has been equipped with train air signal pipe (Do not connect RDC car main reservoir equalizing hose to signal hose of cars in passenger train).

In freight trains, RDC cars must be hauled in accordance with instructions for handling passenger cars in freight trains. Control valves must be conditioned for "Direct Release" of brakes.

When RDC cars moving in a passenger train are occupied, one diesel engine must be kept running to provide battery charging, light and air conditioning, except east of 125th St.

In freezing weather RDC cars must have both diesel engines running, or must be connected to steam supply, and main battery switch must be closed except east of 125th Street. If diesel engines are not running, or steam supply is not available, shut down two engines if necessary. Steam heat and wash water systems must be given attention in accordance with instructions for draining passenger cars when left off steam.

When necessary to haul an RDC car in a train without either diesel engine running, the main battery switch MUST be closed, to provide ROLOKRON (wheel slide) protection. All lights and air conditioning MUST be turned off, to avoid serious battery discharge. If electrical trouble necessitates hauling car with main battery switch open, the engineman and

conductor must be so advised so that all precautions may be taken to avoid wheel sliding.

RDC cars left unattended must have hand brake applied. If on grade, chain or block wheels.

RDC cars hauled in trains must have air brake and electrical equipment conditioned as posted in RDC cars.

Harlem Branch

In the application of **Rule 4161-C** engines in switching service may after receiving permission, occupy Track No. 1 behind single RDC between Mount Kisco passenger station and automatic signal 387 for the purpose of switching at the Grand Union Company and will not pass automatic signal 387.

Fatalities

Hudson Division

1156-A4 The body of a person who dies on a train must be left at first station stop where a health officer is available and station employe on duty.

When a fatal accident occurs on right-of-way, within the city of New York, the body must be left on right-of-way near point where injuries were received and in charge of an employe until police officer arrives.

Where the body of a person meeting violent death or death from unknown cause is located on railroad property, other than aboard train, the body should not ordinarily be moved from the place where found unless the Coroner is first notified and his permission is received to remove the body, but if it is apparent that the Coroner's permission cannot be secured without undue delay to trains, the body may first be moved to a position where trains can conveniently pass, after noting its position and condition for the Coroner's information. In all cases an employe must be left with the body until arrival of the Coroner.

Attaching Cars at Interlocking

1156-A5 When approaching interlocking signal where engine or cars are to be attached to head end, engineman must stop at location that will permit head end of train to be in the rear of interlocking signal after coupling.

1156-A6 (New Jersey Division) Princeton Branch

Hand operated derail in main track 403 feet north of **KS**.

When cars are stored between location of derail and north end of main track, a member of train crew must place derail in derailing position and secure switch stand with padlock.

Train crew must see that derail is in non-derailing position before movement is made from north of derail.

Breaking Over Movable Bridges

1156-A7 (New Jersey Division) Dock — Trains hauled by electric or diesel engines: brakes may remain applied or be released on Dock movable bridge but no additional application of the brakes may be made while engine is on lift span, except in an emergency.

MU trains: the brakes may be applied or released on Dock Movable Bridge.

Caution should be exercised to avoid dropping sand while passing over this bridge.

1156-A8 Brake pipe pressure on multiple unit cars when handled by a shifting engine must not exceed following:

DC multiple unit cars. 90 lbs.
 AC multiple unit cars, except class MP-85. 90 lbs.
 AC multiple unit cars, class MP-85 110 lbs.
 L.I.R.R., DC multiple unit cars 80 lbs.

1156-A9 (New Jersey Division) Enginemen must personally operate engine between Newark and Harold, including Sunnyside Yard, except in case of extreme emergency. This instruction will not apply to yard engines while working within the confines of Sunnyside Yard.

RDC Operation

1156-A10 The manual use of sanding device on R.D.C. cars is prohibited except as necessary to meet emergency conditions.

When stopped on sanded rail under emergency conditions R.D.C. car or cars must immediately be moved forward or backward a sufficient distance to get at least one truck length off the sanded rail.

Enginemen operating R.D.C. Cars must not use manually operated sanding device after speed of train has been reduced to 5 miles per hour and manually operated sanding device must not be used when starting train nor until a speed greater than 5 miles per hour has been obtained.

1156-A11 (New Jersey Division) MU cars Class MP-85E-3 Nos. T-1 and T-3, are fitted with streamlined front ends for testing purposes.

These cars must not be coupled with streamlined ends together, nor with streamlined end to any other type of equipment, except to a hauling engine.

1157-A. Speed Table

Time per Mile		Miles per Hour	Time per Mile		Miles per Hour
Min.	Sec.		Min.	Sec.	
0	28	125	1	00	60
0	30	120	1	05	55
0	31	115	1	12	50
0	33	110	1	20	45
0	34	105	1	30	40
0	36	100	1	43	35
0	38	95	2	00	30
0	40	90	2	24	25
0	42	85	3	00	20
0	45	80	4	00	15
0	48	75	6	00	10
0	51	70	12	00	5
0	55	65			

SPEEDOMETERS-CHECKING

1157-A1 (New Jersey Division)

White marker posts installed along sides of track at the following locations for the purpose of checking speedometers.

Engineman on each trip shall check the speed indicated on speedometer against lapse of time while equipment is being operated at constant speed, and report inaccuracies on Form M.P. 62.

Between	Location
Main Line—New York to Div. Post (Phila. Div.)	
Mile Post 4 and Mile Post 5	East of Portal
Mile Post 30 and Mile Post 31	East of New Brunswick
Mile Post 45 and Mile Post 46	East of Nassau
Mile Post 53 and Mile Post 54	East of Millham

Minimum Running Times and Speeds On Descending Grades—Freight Trains

1157-B1. The following minimum running times for freight trains between points on descending grades are established and the speeds prescribed for various grades must not be exceeded.

Claverack Branch

Points	Grade	Dist. Miles	Miles Per.Hour	Mins.
HUDSON UPPER TO HUDSON, EASTWARD	2.97	3	10	18

SPEEDS
PASSENGER TRAINS AND FREIGHT TRAINS
1157-C1. Maximum Speeds, Unless Otherwise Specified
Hudson Division

Main Line	Single Track		No. 4 Track		No. 2 Track		No. 1 Track		No. 3 Track		Other Track	
	Psg.	Frt.	Psg.	Frt.	Psg.	Frt.	Psg.	Frt.	Psg.	Frt.	Psg.	Frt.
	Miles Per Hour											
Between												
G.C.T. and U	10	10
U and Signals 103W, 101W, 102W, 104W Westward	15	15	15	15	15	15	15	15
Signals 113E, 111E, 112E, 114E and U Eastward	15	15	15	15	15	15	15	15
Signals 103E, 101W, 102W, 104W and MO Westward	35	35	35	35	35	35	35	35
MO and Signals 113E 111E 112E, 114E, Eastward	35	35	35	35	35	35	35	35
MO and CD	60	50	60	50	60	50	60	50
CD and CP40	60	60	60	60	60	60
CP40 and MP51 Westward	60	60	60	60
MP52 an CP 40 Eastward	60	60	60	60
MP51 and CP126 Westward	70	60	70	60
CP126 and MP52 Eastward	70	60	70	60
CP89 and Remote 94	45	45
CP126 and Division Post. Syracuse Division	80	60
All Controlled Sidings	30	30
Harlem Branch	Single Track		No. 4 Track		No. 2 Track		No. 1 Track		No. 3 Track		Other Track	
	Psg.	Frt.	Psg.	Frt.	Psg.	Frt.	Psg.	Frt.	Psg.	Frt.	Psg.	Frt.
	Miles Per Hour											
Between												
MO and Melrose	35	35	35	35	35	35	35	35
Melrose and Mt. Vernon	60	45	60	45	60	45	60	45
Mt. Vernon and Croton Falls	60	45	60	45
Croton Falls and Brewster	50	45	50	45
Brewster and Pawling	50	45
Pawling and Division Post. Springfield Division	40	40

Putnam Branch South	Single Track		No. 4 Track		No. 2 Track		No. 1 Track		No. 3 Track		Other Track	
	Psg.	Frt.	Psg.	Frt.	Psg.	Frt.	Psg.	Frt.	Psg.	Frt.	Psg.	Frt.
	Miles Per Hour											
Between												
BN and Eastview	15	15
Claverack Branch	Single Track		No. 4 Track		No. 2 Track		No. 1 Track		No. 3 Track		Other Track	
	Psg.	Frt.	Psg.	Frt.	Psg.	Frt.	Psg.	Frt.	Psg.	Frt.	Psg.	Frt.
	Miles Per Hour											
Between												
Hudson and Claverack	15	15
Hudson River Connecting R.R. Between												
123 and CP 3	40	40
CP3 and 125	40	40
CP3 and Division Post Syracuse Division	40	40
West 30th St. Branch Between												
DV and MP 4.5	45	45	45	45
MP 4.5 and RS	30	30	30	30
Hell Gate Line	No. 1 Track		No. 2 Track		No. 3 Track		No. 4 Track		No. 5 Track		No. 6 Track	
	Psg.	Frt.	Psg.	Frt.	Psg.	Frt.	Psg.	Frt.	Psg.	Frt.	Psg.	Frt.
	Miles Per Hour											
Between												
Shell and Pelham Bay	60	45	60	45
Pelham Bay & Market	60	45	60	45
Market & Harold (L.I.R.R.)	40	40	40	40
Bay Ridge Branch Between												
Pelham Bay & Oak	40	40	40	40
Oak & Fremont	40	40	40	40

NEW JERSEY DIVISION

Main Line	Single Track		
	Psg.	Frt.	
	Miles Per Hour		
Between			
National Jct. and MPO.O Weehawken	20	20
MP0.0 Weehawken and MP39.0	50	50
MP39.0 and MP46.2	40	40
MP46.2 and MP48.0	30	30
MP48.0 and MP52.3	40	40
MP52.3 and CP55	50	50
CP55 and MP58.0	35	35
MP58.0 and MP86.5	50	50
MP86.5 and MP90.0	30	30
MP90.0 and MP111.0	50	50
MP111.0 and MP126.0	40	40
MP126.0 and Division Post. Syracuse Division	50	50
Catskill Mt. Branch	Single Track		
	Psg.	Frt.	
	Miles Per Hour		
Between			
Kingston Point and Rondout	15	15
MP3.2 and MP6.0	25	25
MP6.0 and MP11.0	20	20
MP11.0 and MP36.4	25	25
MP36.4 and MP44.2	20	20
MP44.2 and Bloomville	25	25
Wallkill Valley Branch			
Between			
Kingston and MP1.0	20	20
MP1.0 and Montgomery	25	25

NEW JERSEY DIVISION

	No. 4 Track		No. 3 Track		No. 2 Track		No. 1 Track		Other Track	
	Psg.	Frt.	Psg.	Frt.	Psg.	Frt.	Psg.	Frt.	Psg.	Frt.
Main Line Between:	Miles per Hour									
Harold and East River Tunnels	50	20	50	20	50	20	50	20
Through East River Tunnels Except as follows:	50	20	50	20	50	20	50	20
Trains hauled with electric engines between Signals 3E02 and 3E14	40
Trains hauled with electric engines	40
Signals 3E04 to 6th Ave. Portal.	15
6th Ave. Portal and Signal Bridge 580 feet east of 10th Ave. Portal, all tracks	15	8
Signal Bridge 580 feet east of 10th Ave. Portal and 150 feet west of 10th Ave. Portal
Westward Trains—all tracks	15	8
Eastward Trains—all tracks	15	8
Through North River Tunnels	50	20	50	20
North River Tunnels and eastern limits of Hudson Interlocking	75	50	75	50
Eastern Limits Hudson Interlocking and 300 feet east of western limits Hudson Interlocking	60	20	60	20	60	20
300 feet east of western limits of of Hudson Interlocking and west end of Passaic River Bridge	45	20	45	20	45	20
West end of Passaic River Bridge and C.N.J. overhead bridge	35	20	35	20	35	20	35	20
Tracks A and No. 5 Dock Interlocking	35	20
C.N.J. overhead bridge and Signal Bridge 96-97	65	20	65	20	65	20	65	20
Signal Bridge 96-97 and Hunter	70	40	70	40	70	40	70	40
Hunter and Union	75	50	80	50	80	50	75	50
Tracks A and B, Elmora and Union	60	50
Union and County	80	50	80	50	80	50	80	50
No. 0 Track Edison and Lincoln	30	30
County and Millham	80	50	80	50	80	50	80	50
West end County Interlocking and east end Millham Interlocking for test purposes only	160
					Single Track		No. 2 Track		No. 1 Track	
					Psg.	Frt.	Psg.	Frt.	Psg.	Frt.
Passaic and Harsimus Branch Between:					Miles per Hour					
WA-3 and L.V.R.R. overhead bridge 750 ft. east of WA-5					10	10	10	10
L.V.R.R. overhead bridge 750 ft. east of WA-5 and Karny					30	30	30	30
Karny and west end of Hackensack Bridge					15	15	15	15
West end of Hackensack Bridge and Waldo					25	25	25	25

	Single Track		No. 2 Track		No. 1 Track	
	Psgt.	Frt.	Psgt.	Frt.	Psgt.	Frt.
	Miles per Hour					
Greenville Branch						
Between:						
WA-6 and Bay	30	30	30	30
P.A. & W. Branch						
Between:						
Union and WC	65	30	65	30
Princeton Branch	35	30
Jamesburg Branch						
Between:						
Midway and JG	40	40

SPECIAL MAXIMUM SPEEDS

1157-C1a -Maximum speeds unless otherwise restricted

Trains with cars not equipped for passenger service must not exceed maximum speed for freight trains, except as provided below or unless otherwise instructed.

On tracks where maximum speed is 60 miles per hour or more, passenger trains consisting of more than 30 cars of all passenger equipment, or including box and refrigerator type freight cars not equipped for passenger service, may be operated at a maximum speed of 60 miles per hour, except where otherwise restricted.

Trains consisting exclusively of passenger Flexivan cars, (NYC and MFVX with 4 digit numbers), passenger, mail, or express cars, are authorized to operate at passenger train speed, unless otherwise restricted.

Where maximum speed for passenger trains is 60 MPH or more, freight trains are authorized to operate at special speeds as follows:

Freight trains consisting exclusively of freight Flexivan, passenger, mail, express, multilevel automobile carrying cars, or TOFC cars, when not otherwise restricted - 60 MPH, except between:

Main Line — Hudson Division

U and Mo	— 25 MPH
MO and CP-40	— 55 MPH
CP-40 and CP-126	— 65 MPH
CP-126 and Div. Post, Syracuse Div.	— 70 MPH

Harlem Branch

MO and NW	— 50 MPH
NW and Brewster	— 45 MPH

Where maximum authorized speed for passenger trains is 60 MPH or more, trains symbolized TT, AST-2, BAL-2, PR, CG-2 and CG-8, are authorized to operate at a maximum speed of 60 MPH between the following locations:

Main Line — New Jersey Division

New York to Division Post (Phila. Div.)
Signal 157-158 and Millham.

1157-C1b (New Jersey Division) Maximum speeds, for trains consisting entirely of cars as follow:

A-Class MP-85 electric MU cars, Nos. 800 to 830, inc.; Nos. 850 to 869, inc. and Nos. 880 to 889, inc., in high-speed passenger service and Class M.P. 85-E3 electric MU cars Nos. T1, 2, 3 and 4.

B-Passenger cars as designated in C.T. 4301, Special Instructions Governing Passenger-Equipment Authorized to Operate at Speeds in excess of 80 Miles per Hour, when hauled by engines permitted to operate at a speed of 100 MPH, unless otherwise specified.

NOTE - The above trains must not exceed speed indicated in Special Instruction **1157-C1** when operating on tracks not shown.

Main Line Between:	Train:		A					B				
	Track:		4	3	2	1	4	3	2	1
	Miles per Hour											
Harold and East River Tunnels	50	50	50	50	50	50	50	50	50
Through East River Tunnels Except as follows: Between Signals 3E02 and 3E14	50	50	50	50	40	50	50	50	50
6th Ave. Portal and Signal Bridge 580 feet east of 10th Ave. Portal, all tracks	15	15
Signal Bridge 580 feet east of 10th Ave. Portal and 150 feet west of 10th Ave. Portal	15	15
Westward Trains—all tracks	15	15
Eastward Trains—all tracks	15	15
Through North River Tunnels	60	60	50	50
North River Tunnels and eastern limits of Hudson Interlocking	90	90	75	75
Eastern limits Hudson Interlocking and 300 feet east of western limits Hudson Interlocking	60	60	60	60	60	60
300 feet east of western limits of Hudson Interlocking and west end of Passaic River Bridge	45	45	45	45	45	45
West end of Passaic River Bridge and C.N.J. overhead bridge	35	35	35	35	35	35	35	35
Tracks A and No. 5 Dock Interlocking	35	35
C.N.J. overhead bridge and Signal Bridge 96-97	70	70	70	70	65	65	65	65
Signal Bridge 96-97 and Hunter	70	70	70	70	70	70	70	70
Hunter and Lane	75	100	100	75	75	80	80	75
Lane and Elmora	75	100	100	75	75	80	80	75
Elmora and Union	75	115	115	75	75	90	90	75
Union and Colonia	80	115	115	80	80	100	100	80
Tracks A and B, Elmora and Union	60	60
Colonia and Lincoln	80	100	100	80	80	100	100	80
Lincoln and County	80	110	110	80	80	100	100	80
No. 0 Track Edison & Lincoln	30	30
County & (Div. Post Phila. Div.)	80	120	120	80	80	100	100	80

1157-C2 Operating against the current of traffic except where **Rule 261** is in effect, unless otherwise specified.

	Miles Per Hour	
	Psg.	Frt.
Hudson Division		
Main Line		
MO to CD	60	50
CP89 to CP126	70	60
MO to CP126	* 15	* 15
* At night over facing point hand operated switches where switch lights are not in use.		
BRANCHES		
Harlem Branch		
NW to Brewster	* 15	* 15
* At night over facing point hand operated switches where switch lights are not in use.		
MO to Melrose	35	35
Melrose to Croton Falls	60	45
Croton Falls to Brewster	50	45
MO to Mount Vernon	* 15	* 15
Hudson River Connecting RR. Branch		
Track 3 123 to CP3	40	40
Track 4 CP3 to 125	40	40
West 30th Street Branch		
DV to MP 4.5	45	45
MP 4.5 to RS	30	30
DV to RS	* 15	* 15
* At night over facing point hand operated switches where switch lights are not in use.		
Hell Gate Line		
Division Post (N.H. Div.) to Harold	55	45
Over facing point switches not interlocked	30	30
Bay Ridge Branch		
Pelham Bay to Fremont	40	40
Over facing point switches not interlocked	30	30
New Jersey Division		
Main Line	50	40
Branches		
PA & W	50	30

**OTHER TRAINS AND EQUIPMENT -
MAXIMUM SPEED UNLESS OTHERWISE SPECIFIED
1157-C3 Wreck Trains, Work Trains, and Wire Trains**

	Boom Trailing		Boom Forward		On Curves	
	Miles per Hour					
	Wreck & Wire	Work	Wreck	Work	Wreck	Work
Hudson Division*						
Main Line	35	30				
Harlem Branch	35	30				
Hell Gate Line	25	25				
Bay Ridge Branch	25	25				
Putnam Branch South	15	15				
Claverack Branch	15	15				
Hudson River Connecting Railroad	30	30				
West 30th St. Branch	35	30				
New Jersey Division*						
Main Line (Nat. Jct. to Wken.)	20	20				
Wken to Div. Post (Syracuse Div.)	35	30				
Catskill Mountain Branch	20	20				
Wallkill Valley Branch	20	20				

NOTE 1 – Work Trains without cranes may operate at speed authorized for Freight Trains unless otherwise specified.

NOTE 2 – Unless authorized by Division Superintendent, Boom must be in Trailing Position. Maximum Speed on Curves will be established by Master Mechanic before departure.

New Jersey Division*	Miles per Hour				
	Wire Train	Boom Trailing		Boom Forward	
		Wreck	Work	Wreck	Work
Main Line N.Y. to Div. Post (Phila. Div.)	50	50	30	40	20
All Other Branches	30	30	30	20	20

	Miles Per Hour
1157-C4 Circus Trains	
Hudson Division	30
New Jersey Division	
(Wken to Div. Post) (Syracuse Div.)	30
(New York to Div. Post) (Phila.Div.)	40
1157-C5 Revenue trains handling machinery of rotary or swinging type, such as cranes, derricks, steam shovels, etc.; moving on own wheels—	
HUDSON DIVISION	
— on straight track	25
— on curves	20
NEW JERSEY DIVISION	
(Natl. Jct. to Div. Post) (Syracuse Div.)	
— on straight track	20
— on curves	20
(New York to Division Post, Phila. Div.)	
— on straight track	30
— on curves	20
1157-C6 Freight trains with 30 or more cars of mineral freight	40
Jenny type cars, loaded or empty	40
NOTE: When handling such trains conductors must know that enginemen have been so advised.	
1157-C7 Snow Plows in service	20
Snow Flangers in service	20
Passing station platforms, trains on adjacent tracks and over all grade crossings	5
NOTE: When plowing, snow plow must be pushed with front end of engine coupled to plow. If engine is improperly turned and there are no facilities for turning, then a steel gondola should be placed between the plow and engine.	
1157-C8 Passenger train assisted by an engine on rear and air brake controlled by leading engine	30
1157-C9 Pushing Cars—Passenger Trains	30
—Freight Trains	20
1157-C10 Diesel engines when operated from rear unit or other than leading end for direction of movement	30
— by night over grade crossings	15
NOTE: Road Switch type units when operating as lead unit shall be considered running forward regardless of which end of unit is leading	

		Miles per Hour
1157-C11 Diesel engines operating through water		2
NOTE: Diesel engines must not be operated through water more than 2 inches above top of rail		
1157-C12 Trains with loaded ore cars less than 35 feet in length.....		30
1157-C13 Trains handling Speno Ballast cleaning equipment		30
1157-C14 Trains handling cars loaded with welded rail		40
1157-C15 Trains with snow loader and snow melter units not in service		30
NOTE: Loader and melter units to be coupled and moved in train with loaded unit trailing.		
1157-C16 Trains with scale test cars or Jordan Spreader.....		25
1157-C17 Trains handling open top equipment loaded with pulpwood		
- on straight track.....		25
- on curves		15
* When operating over territory other than Main Line; conform to Maximum Speeds for freight trains in such territory but not exceeding the speed indicated above.		
TURNOUTS		Miles Per Hour
1157-D1 Maximum Speeds		
Hudson Division		
Main Line		
Grand Central Terminal -N.H. Region multiple unit cars over switches and crossovers when diverging		8
Grand Central Terminal - Loop Tracks		6
MO - Rules 287 & 288		10
DV - Rule 287.....		10
HM - Rule 287.....		10
CD - Rules 287 & 288		10
Harlem Branch		
NW - Through crossovers and turnouts		10
Putnam Jct. when diverging		10
Hell Gate Line		
Through hand operated crossovers and turnouts on other than main tracks		10
Bay Ridge Branch		
Through hand operated crossovers and turnouts on other than main tracks		10
New Jersey Division		
CP 02 and CP 03 Rules 287, 288 and 290.....		10
OB - Connecting No. 1 Running and secondary track	Trailing - Springing Switch through turnout	30
East End - Connecting No. 1 Running and secondary track	Trailing - Springing Switch through turnout	15
Deep Cut - Connecting No. 2 Running and secondary track	Trailing - Springing Switch through turnout	15

CQ—Connecting No. 2 Running and secondary track	Trailing—Springing Switch through turnout	Miles per Hour 15
CQ—Connection—yard to secondary track	Trailing—Springing Switch through turnout	15
Interlocked Switches		
Lane—To or from No. 2 track, Greenville Branch, through switch located in No. 2 Track, Main Line, 180 feet east of Lane Interlocking Station		15
Other Crossovers and Turnouts		
Class GG engines through No. 8 crossovers or turnouts must not exceed speed indicated either operating or being hauled		5
All other class engines either operating or being hauled		*15

*This applies to all hand-operated crossovers and turnouts, and the following interlocked crossovers or turnouts.

MAIN LINE:

Hudson—Crossovers between tracks No. 5 and No. 6

Elmora—Switch to Elizabeth Freight Yard.

Midway—Switch to Yard.

PASSAIC AND HARSIMUS BRANCH:

Waldo—Switch to Waldo Avenue Yard.

Karny —Combination dividing switch at connection of track No. 2 and yard lead; switch to Government Lead.

AMBOY SECONDARY TRACK:

SA—Connection of N.Y. & L.B.R.R. and Amboy Secondary Track.

1157-E1 Maximum speed, approaching a Movable Bridge on a track not protected by both a Home Signal and an Approach Signal.

Location	Miles per Hour
New Jersey Division	
P. & H. Branch:	
Hack (against current of traffic)	20
Karny (against current of traffic)	15
Greenville Branch:	
Bay (against current of traffic)	20

**CURVES, BRIDGES, ETC.
1157-F1 Maximum Speeds
Hudson Division**

Main Line	Single Track		No. 4 Track		No. 2 Track		No. 1 Track		No. 3 Track		Other Track	
	Psg.	Ft.	Psg.	Ft.	Psg.	Ft.	Psg.	Ft.	Psg.	Ft.	Psg.	Ft.
Miles Per Hour												
MO Through Interlocking Limits	35	35	35	35	35	35	35	35
BN Curve	60	50	60	50	50	50	50	50
FH-DV Curve	30	30	30	30
DV-East & West WYE	10	10
First Curve East of Yonkers Station	40	40	40	40	40	40	40	40
HM Through Interlocking Limits	35	35	35	35	35	35	35	35
CP40 & 1st. Curve West of Peekskill Station	35	35	35	35
Curve East of MP44.0	50	50	50	50
MP72 to MP74	60	60	60	60
Curve MP114 to MP115	45	45	45	45

Harlem Branch	Single Track		No. 4 Track		No. 2 Track		No. 1 Track		No. 3 Track		Other Track																																																																																																																																																																																																				
	Psg.	Frt.	Psg.	Frt.	Psg.	Frt.	Psg.	Frt.	Psg.	Frt.	Psg.	Frt.																																																																																																																																																																																																			
	Miles Per Hour																																																																																																																																																																																																														
White Plains Station Curve	35	35	35	35																																																																																																																																																																																																			
NW - Through Interlocking Limits	20	20	20	20																																																																																																																																																																																																			
Curve West of Valhalla Station Westward	60	40	60	45																																																																																																																																																																																																			
Curve West of Valhalla Station Eastward	45	40	45	45																																																																																																																																																																																																			
Thornwood Curve	50	45	50	45																																																																																																																																																																																																			
Pleasantville Station Curve	60	45	45	45																																																																																																																																																																																																			
Hillsdale Station Curve	30	30																																																																																																																																																																																																			
Ghent - Union Turnpike Crossing	30	30																																																																																																																																																																																																			
Ghent - School St. Crossing	25	25																																																																																																																																																																																																			
Chatham - Crossing between Hoffman St. and Bushnell Ave.	15	15																																																																																																																																																																																																			
Putnam Branch South																																																																																																																																																																																																															
Nepera Park Crossing	6	6																																																																																																																																																																																																			
Bay Ridge Branch	No. 1 Track		No. 2 Track		No. 3 Track		No. 4 Track		No. 5 Track		No. 6 Track																																																																																																																																																																																																				
	Psg.	Frt.	Psg.	Frt.	Psg.	Frt.	Psg.	Frt.	Psg.	Frt.	Psg.	Frt.																																																																																																																																																																																																			
	Miles Per Hour																																																																																																																																																																																																														
Oak and Market	20	20	20	20																																																																																																																																																																																																			
Curve East of Fremont	30	30	30	30																																																																																																																																																																																																			
Curve West of Oak	30	30	30	30																																																																																																																																																																																																			
Hell Gate Line																																																																																																																																																																																																															
Curve West of Oak	30	30																																																																																																																																																																																																			
Curve 1.1 Mile East of Market	45	45	45	45																																																																																																																																																																																																			
Curve West & East of Pelham Bay	45	45	45	45	45	45	45	45																																																																																																																																																																																																			
<table> <tr> <th colspan="9">New Jersey Division</th><th colspan="4">Miles Per Hour</th></tr> <tr> <th colspan="9">Main Line (National Jct. to CP132)</th><th colspan="4"></th></tr> <tr> <td colspan="9">Baldwin Ave. Private Crossing.....</td><td colspan="4">10</td></tr> <tr> <td colspan="9">Bridge 8 Little Ferry.....</td><td colspan="4">30</td></tr> <tr> <td colspan="9">Reverse Curve MP 24.4 - MP 25.4.....</td><td colspan="4">40</td></tr> <tr> <td colspan="9">Haverstraw Tunnel.....</td><td colspan="4">30</td></tr> <tr> <td colspan="9">Bridge 49 - MP 42.7.....</td><td colspan="4">30</td></tr> <tr> <td colspan="9">West Point Detour Track - MP 48.0.....</td><td colspan="4">15</td></tr> <tr> <td colspan="9">Storm King Curve MP 51.0.....</td><td colspan="4">25</td></tr> <tr> <td colspan="9">Bridge 94 MP 64.0.....</td><td colspan="4">40</td></tr> <tr> <td colspan="9">Peggs Point curves MP 65.0.....</td><td colspan="4">30</td></tr> <tr> <td colspan="9">MP 69.0 to MP 78.0.....</td><td colspan="4">30</td></tr> <tr> <td colspan="9">Curves MP 78 to MP 79.....</td><td colspan="4">45</td></tr> <tr> <td colspan="9">Kingston Viaduct.....</td><td colspan="4">30</td></tr> <tr> <td colspan="9">Catskill Viaduct.....</td><td colspan="4">30</td></tr> </table>													New Jersey Division									Miles Per Hour				Main Line (National Jct. to CP132)													Baldwin Ave. Private Crossing.....									10				Bridge 8 Little Ferry.....									30				Reverse Curve MP 24.4 - MP 25.4.....									40				Haverstraw Tunnel.....									30				Bridge 49 - MP 42.7.....									30				West Point Detour Track - MP 48.0.....									15				Storm King Curve MP 51.0.....									25				Bridge 94 MP 64.0.....									40				Peggs Point curves MP 65.0.....									30				MP 69.0 to MP 78.0.....									30				Curves MP 78 to MP 79.....									45				Kingston Viaduct.....									30				Catskill Viaduct.....									30			
New Jersey Division									Miles Per Hour																																																																																																																																																																																																						
Main Line (National Jct. to CP132)																																																																																																																																																																																																															
Baldwin Ave. Private Crossing.....									10																																																																																																																																																																																																						
Bridge 8 Little Ferry.....									30																																																																																																																																																																																																						
Reverse Curve MP 24.4 - MP 25.4.....									40																																																																																																																																																																																																						
Haverstraw Tunnel.....									30																																																																																																																																																																																																						
Bridge 49 - MP 42.7.....									30																																																																																																																																																																																																						
West Point Detour Track - MP 48.0.....									15																																																																																																																																																																																																						
Storm King Curve MP 51.0.....									25																																																																																																																																																																																																						
Bridge 94 MP 64.0.....									40																																																																																																																																																																																																						
Peggs Point curves MP 65.0.....									30																																																																																																																																																																																																						
MP 69.0 to MP 78.0.....									30																																																																																																																																																																																																						
Curves MP 78 to MP 79.....									45																																																																																																																																																																																																						
Kingston Viaduct.....									30																																																																																																																																																																																																						
Catskill Viaduct.....									30																																																																																																																																																																																																						

Catskill Mountain Branch	
Rondout through Ferry St and The Strand.....	5
Foxhall Ave. Grade Crossing	10
Downs St. Grade Crossing	5
Bridge C-9 MP 5.0	15
Arkville Main St. Crossing	6
Rice Clark Crossing	6
Stamford Village Limits	20
Wallkill Valley Branch	
Bridge W-52 MP 4.5.....	20
Bridge W-51 MP 4.7.....	10
Bridge W-44 MP 7.5.....	20
Bridge W-43 MP 7.9 Rosendale	6
Rosendale reverse curves	10
Bridge W-37 MP 12.7.....	15
Bridge W-25 East of New Paltz.....	10
Gardiner Main St. Crossing	5
Gardiner Wallkill Road Crossing	5
Bridge W-4 MP 29.1	10
Factory St. Crossing, West of Montgomery	5
Main Line (New York to Div. Post. Phila. Div.)	
Sunnyside Yard, east end loop tracks	15
Sunnyside Yard, drafts containing passenger cars on Loop 1 and Loop 2 tracks while moving through car washing machines, located 3180 feet east of F	3
Portal Movable Bridge	45
Frt. tr. oper. against current of traf. Portal Movable Bridge	10
Curves between Elizabeth and South Elizabeth.....	55
Passaic and Harsimus Branch:	
Bridge 6.16 at Karny	15
Karny Movable Bridge	15
P. A. & W. Branch:	
Curve west of Union	30
Curve between WC and connection to No. 1 Track, west side of C. R. R. of N.J., overhead bridge.....	20
Princeton Branch:	
Curve, Princeton	15
Freehold Secondary Track:	
Farmingdale: Through Interlocking	20
Farmingdale: Over highway crossing on Siding.....	6
Freehold: Over South Street and Main Street grade crossings	6
Englishtown: Over Sodden St. grade crossing.....	10
Jamesburg: Between Jamesburg Station and a point 5020 feet east thereof (Buckelew Ave., grade crossing - fourth grade crossing east of station.....	10
Amboy Secondary Track:	
Over switches at East End	15
Hightstown Secondary Track:	
Hightstown to K	20
Hightstown to end of block (west of K) - Trains with cars in excess of 220,000 lbs. maximum weight	10

Note: Where scheduled passenger train service is operated in in the State of New Jersey, Permanent Speed Restriction Signs, displaying black numerals on rectangular yellow background, indicating speed restriction on curves or bridges will be in service, except within the limits of an interlocking. These signs will be located at braking distance in advance of the restriction.

SPEEDS PASSENGER TRAINS

1157-F1(a) (New Jersey Division) Maximum Speed, for trains consisting entirely of cars as follows:

A-Class MP-85 electric MU cars, Nos. 800 to 830, inc.; Nos. 850 to 869, inc. and Nos. 880 to 889, inc., in high-speed passenger service and Class M.P. 85-E3 electric MU cars Nos. T1, 2.3 and 4.

B-Passenger cars as designated in C.T. 4301, Special Instructions Governing Passenger Equipment Authorized to Operate at Speeds in excess of 80 Miles per Hour, when hauled by engines permitted to operate at a speed of 100 MPH, unless otherwise specified.

Train:	A	B
	Miles per Hour	
Main Line (New York to Div. Post Phila. Div.)		
Sunnyside Yard, east end loop tracks	15	15
Sunnyside Yard, Loop 1 and Loop 2 tracks while moving through car washing machines, located 3180 feet east of F	3	3
Curve west of West Portal, North River Tunnels	75	75
Portal Movable Bridge	60	45
Curve at Hunter	70	70
Curves between Elizabeth and South Elizabeth	55	55
First curve east of Mile Post 24, west of Iselin	90	90
First curve west of Mile Post 24, west of Iselin	90	90
First curve west of Lincoln	80	80
Second curve west of Lincoln	90	90
Third Curve west of Lincoln	100	90
For test purposes only: All curves between County and Midway, No. 3 track	140

ENGINES 1157-G1 Maximum speeds unless otherwise restricted.	Miles Per Hour	
	Multiple Light	With Train
HUDSON DIVISION NEW JERSEY DIVISION - (National Jct. to CP132) CLASS Diesel Units		
AF15, AF16, EF15A except the following 1878-1906	60	70
AF20 except the following 2021-2028, 2030, 2032-2037, 2039-2041, 2043-2044	60	85
AF20 except the following 2020, 2029, 2031, 2038, 2042	60	70
AF24, AF25, AF27, AF30A	60	70
AF30	60	75
ARS10 except the following 9914-9940	60	60
ARS16, FRS16 except the following 5354-5470	60	70
ARS16A except the following 5500, 5502, 5504-5507, 5510, 5511, 5513, 5515-5530	60	85
ARS16A except the following 5501, 5503, 5508, 5509, 5512-5514,*5531-5584	60	70
ARS18 except the following 7609-7639	60	70
EF20, EF25A, EF30A, EF36	60	70
EF22 except 2198-2249	60	85

ENGINES (Cont.)	Miles' per Hour	
	Multiple Light	With Train
EF22 except 2194-2197.....	60	70
EF25 except 2250-2368.....	60	85
EF25 except 2394-2398.....	60	70
EP20, EP22 except 4114-4127.....	60	85
ERS15, ERS15A except 5600-5742, 5744-5749, 5751-5827, 5928-5930.....	60	85
ERS15, ERS15A except 5743, 5750, 5900-5926.....	60	70
ERS17A except 7423-7424, 7500-7519.....	60	70
ERS17A except 7000-7422, 7425-7499.....	60	85
GF25, GF25A, GF28A, GF28, GF30A.....	60	70
GF30.....	60	75
Shifter Types		
BS12, FS10, FS12, ES6, ES8, ES9, ES10, ES12, ES15, AS6, AS10 except 9768-9842	45	45
LRS12, BRS12 except 8085-8091.....	60	60
ELECTRIC ENGINES	40	60

New Jersey Division (New York to Div. Post Phila. Div.)	Miles per Hour		
	Single Unit Light	Multiple Light	With Train
CLASS			
Electric Units:			
B-1.....	25	—	25
DD-1.....	50	—	50
E-44, E-44A.....	50	60	80
GG-1 4887 to 4938 only	50	60	100
GG-1 4800 to 4886.....	50	60	90
E-33 4600 to 4610	50	60	60

New Jersey Division (New York to Div. Post Phila. Div.)	Miles Per Hour
MU Cars except Class MP-85	65
MU Cars Class MP-85 Nos. 201 to 219 inc., Nos. 251 to 269 inc. and 294 to 299 inc.	75*
MU Cars Class MP-85 DE-2 - Nos. 220 to 229 inc.	75*
MU Cars Class MP-85 EE-2 - Nos. 230 and 231	75*
MU Cars Class MP-85 FE-2 - Nos. 232 and 233	75*
MU Cars Class MP-85 GE-2 - Nos. 234 and 235	75*
MU Cars Class MP-85 HE-2 - Nos. 236 and 237	75*
MU Cars Class MP-85 JE-2 - Nos. 238 and 239	75*
MU Cars Class MP-85 E - 4 - Nos. 800 to 830 inc.	160
MU Cars Class MPC-85 E-5 - Nos. 850 to 869 inc.	160
MU Cars Class MPP-85 E-5 - Nos. 880 to 889 inc.,	160
MU Cars Class MP-85 E - 6 - Nos. 100 to 134 inc.	100
MU Cars Class MP-85 E - 3 - Nos. T-1, T-2, T-3, and T-4	160
RDC (Budd Cars) Multiple Units	80
RDC (Budd Cars) Single Units	50
Rail Detector Cars	50

*When air springs are deflated or over-inflated on, class MP-85 MU cars, the speed of the train must not exceed 30 miles per hour and diverting movements 15 miles per hour to the next terminal.

Electric engines coupled with proper pantograph-up arrangement will be operated as follows:

Number of Units	Maximum Permissible Speed
5	50 MPH unless otherwise restricted
6	35 MPH unless otherwise restricted
Over 6	Prohibited

New Jersey Division (New York to Div. Post Phila. Div.) CLASS	Miles per Hour	
	Multiple Light	With Train
Diesel Units:		
EP-20, EP-22	60	80
EP-15	60	75
Freight, except EF-15, ERS-17, ER-17	60	70
EF-15, ERS-17, ER-17	60	65
Shifter Types:		
All classes, except following:	50	60
ARS-16, ARS-18, AS-24, ERS-15, ERS-17, ER-17, FRS-16, FRS-20X	50	65
ARS-24S	60	75
EF-15A	—	55
PRSL BS-15, BS-16 except 6011-6016, 6024 to 6027	50	65
PRSL BS-16MS 6011-6016, 6024-6027	50	80
Single Units — Light	30	
Rail Motor Car or Cars	65	

Hudson and New Jersey Div.		Miles Per Hour
CLASS		
DERS-1b	Nos. 0662-0671	60
DERS-7	Nos. 2500-2525	70
DERS-8	Nos. 2550-2559	70
DERS-2c	Nos. 517 -561	80
DERS-3	Nos. 591 -599	80
DERS-4	Nos. 1200-1229	80
DERS-5	Nos. 1400-1414	80
DERS-6	Nos. 1600-1614	80
EDER-5	Nos. 2000-2059	80
RDC (BUDD)		80
DEY-7	Nos. 640 -659	65
DER-2A	Nos. 0401-0428	65
DER-2b-c	Nos. 0456-0463, 465-469	65
EF-4	Nos. 300 -310	65
DEY-1	No. 0924	35
DEY-3	Nos. 0934-0995	45
DEY-4	Nos. 0812-0817	30
DEY-5	Nos. 0600-0621	45
DER AND EDER ALL CLASSES Running backward, single light or with train.		25
ENGINES RUNNING BACKWARD AT NIGHT without headlight at rear over public crossing		15
		Single Light
All classes except EP-20 and EP-22		30
Classes EP-20 and EP-22		50

NOTE: Diesel unit type designations:

Second letter (and third where used) in type designation indicates service as follows:

- "P" — Passenger
- "F" — Freight
- "FP" — Freight-Passenger.
- "RS" — Road Switcher
- "S" — Yard Switcher

Numerals indicate engine horsepower in nearest hundreds.

Electric Units – Horsepower (New Jersey Division)

Class E44 4400 horsepower
 Class GG1 4620 horsepower

SECONDARY TRACKS, RUNNING TRACKS AND SIDINGS**1157-H1** Maximum Speeds, unless otherwise specified**NEW JERSEY DIVISION**

Track	Between	And	Miles per Hour
Amboy	SA	JG	30
Hightstown	Conn. Amboy Sec. Trk	End of Block (West of K)	20
Freehold	Conn. Amboy Sec. Trk.	End of Block	30

1157-J2 Where speed is restricted, the specified speed must be observed, while engine and any portion of train is within restricted limits, except where speed is restricted for the purpose of delivering United States mail, newspapers, or due to engine restrictions.

ENGINE AND SPECIAL LOAD RESTRICTIONS**1160-A1** Cars and Engines Restricted as follows:

Engines 2100 to 2112, 2188 to 2197, 2369 to 2399, 3000 to 3049, 2020 to 2044, 2500 to 2569, 2822 to 2823, when coupled together, cannot negotiate a No. 6 frog or curvature similar to that in lead of a No. 6 turnout.

Flat cars equipped with friction or solid type bearings must not operate in a Flexi-Van train.

(Hudson Division)

Cars weighing over 190,000 lbs., must not operate between Mott Haven and Grand Central without permission from Division Superintendent. Cars weighing over 315,000 lbs. must not be operated east of Croton-North Station nor east of White Plains North Station without permission from the Division Superintendent.

High Cube and other High box cars which have dimensions of 16' 10" or higher from top of rail are not to be operated at the following locations:

Poughkeepsie North Siding.
 East of MP 23 east of OW
 East of Chatham

Plate "C"

Cars built to outline of Plate "C" of A.A.R. (present standard outline) will be restricted from movement in following locations:

White Plains and Melrose.

Care must be exercised when placing Plate "C" and High Cube box cars on industrial tracks adjacent to platform protected by a canopy.

(New Jersey Division)

Class EF-4 (E-33) will not clear through North River Tunnel and Penn. Station, N.Y. Maximum speed from West Portal over Hudson bridges 7.80 and 7.96 - 10 MPH.

Class EF-44. Maximum speed over Hudson bridges 7.80 and 7.96 - 10 MPH.

Car PC-33475 restricted east of MO and through North River and East River Tunnels.

1160-A1a (New Jersey Division) Engines and special loads are restricted at locations shown below:

NOTE-Letters and figures indicate:

X-Prohibited.

Z-AF-15, AF-16, AS-10A, BF-16 restricted in Third Rail Territory.

Figures 5, 10, 15, etc., indicate maximum speed at which engines specified may be operated.

The small letter in parentheses shown in location column indicates reference NOTE shown at end of table.

ERS-15, EP-20, EP-22, EFP-15, EF-15 restricted over interlocked crossovers at Waldo.

Class **AF-30, AF-36, GF-33A, EF-36** and **GF-28A** diesel engines are restricted to 10 miles per hour in all Yard and Industrial tracks.

Engines of classes other than those listed shall not be run over any portion of the Division unless authorized by Superintendent.

Diesel engines having less units than the number listed for that class may be operated under the same restrictions.

	CLASS OF ENGINES						SPECIAL LOADS					
	1	2	3	4	5	6	L	M	I	J	12	
LOCATION	AS-6, BS-6, BS-7, BS-7M, ES-6 AF-24, AF-24A, AS-10, AS-10A, ARS-10, ARS-10M, ARS-10S, ARS-10SX, ARS-18, BS-10, BS-10M, BRS-10SX, BS-12, BRS-12, BRS-12S, BRS-12SX, BS-12M, EF-25, ES-10, ES-12, ES-12M, FS-10 AF-25, ARS-16X, ARS-16, ARS-16S, ERS-15, ERS-15S, EF-17, ER-17, ERS-17, EF-15, EF-15A, EF-22, EFP-15, FS-12, FS-12M, FRS-16, GF-25 ARS-18A, ARS-24, BRS-16, EP-20, EP-22 AF-27, AF-30, AF-36, ARS-24S, EF-25, EF-30A, EF-36, ERS-15-AX, ERS-17A, FRS-24, GF-28A, GF-28A, GF-33A, GG-1, E-44											
MAIN LINE												
ENTIRE DIVISION												
New Haven Region electric engines may operate conforming to restrictions shown for GGI engines.												
SUNNYSIDE YARD:												
East End No. 9 Track			X	X	X	X	X	X	X	X		
Horn Track from No. 68 Lead to No. 105 Track						X	X	X	X	X	5	
SUNNYSIDE TO WEST PORTAL												
NORTH RIVER TUNNELS	X	X	X	X	X		X	X	X	X		

	CLASS OF ENGINES						SPECIAL LOADS				
	1	2	3	4	5	6	L	M	I	J	12
Pennsylvania Station, New York: Slipswitch west end No. 39 Crossover at KN B1 type not restricted. No. 59 switch to track 15 at JO..	X	X	X	X	X	X	X	X	X	X	X
WEST PORTAL NORTH RIVER TUNNELS TO HUDSON	X	X	X	...	X	X	X	X	...
HUDSON TO LANE (b)	X	X	...
Newark: Post Office track	X	X	X	...	X	X	X	X	X
Bridge 9.65, east end South St. All industrial tracks between Hunter and Lane (a)	40	40	40	45	40	35	30	X	45
LANE TO RAHWAY	X	X	X	X	X	X	X	X	X
Lane: Bridge 12.12, Waverly Jumpover No. 1 track	50	50	X	...
Bridge 12.37, first bridge west of Lane	55	40	X	...
All industrial tracks between Lane and North Elizabeth(a)....	...	X	X	X	X	X	X	X	X	X	X
Elizabeth: Bridge 12.98, east end North Elizabeth Station	70	50	X	...
Bridge 14.05, C.R.R. of N.J. Elizabeth Station	50	50	X	...
Bridge 14.59, 430 feet east of Elmora.....	...	55	55	55	55	55	...	50	50	X	55
Bridge 14.71, east end South Elizabeth	50	50	X	...
Elizabeth Yard—No. 1 Team track Elizabeth Yard—All other tracks Elmora—No. 0 Track	X	X	X	X	X	X	X	X	X
A. Gross Candle Co. (a)	X	X	X	X	X	X	X	X	X	X
Street & Smith (a)	X	X	X	X	X	X	X	X	X	X
All other tracks	X	X	X	X	X	X	X	X	X
Linden: Distillers Co., Ltd. (a)	X	X	X	X	X	X	X	X	X	X
Woods Lead Bridge 0.50	X	...
Rahway: McNeil Track	X	X	X	X	X	X	X	X	X
RAHWAY TO LINCOLN	X	...
All bridges, Rahway to 1300 feet west of Lincoln	55	40	X	...
LINCOLN TO MONMOUTH JCT	X	...
New Brunswick: Janeway and Carpenter Tracks (a)	X	X	X	X	X	X	X	X	X	X
Johnson & Johnson (a)	X	X	X	X	X	X	X	X	X	X
Deans: Industrial Track	X	X	...	X	X	X	X	...
MIDWAY TO MILLHAM Plainsboro: No. 5 Track east of Walker Gor- den switch	X	X	X	X	X	X	X	X	X
Princeton Jct.: Connection No. 4 Track to Princeton Branch	X	X	X	X	...
HUDSON STREET TRACK	X	X	X	X	X	X	X	X	X	X	X
HARSIMUS COVE Flour Dock Track	X	X	X	X	X	X
HARSIMUS COVE TO WALDO	X	...
Bridges 0.36 to 0.88 inclusive, tracks 1.2.3	X	X	X	X	...

LOCATION	CLASS OF ENGINES						SPECIAL LOADS				
	1	2	3	4	5	6	L	M	I	J	12
PASSAIC AND HARSIMUS BRANCH											
WALDO TO KARNY											
Government Lead:											
Karny Movable Bridge to 700 feet east								5	X	X	
Marion Yard			10	X	X	X	X	X	X	X	X
Meadows—Federal Ship			X	X	X	X	X	X	X	X	X
All Industrial Tracks (a)		X	X	X	X	X	X	X	X	X	X
Meadows—Tompkins Tidewater Ter.			X	X	X	X	X	X	X	X	X
All Industrial Tracks (a)		X	X	X	X	X	X	X	X	X	X
Meadows—American Stores Siding (a)		X	X	X	X	X	X	X	X	X	X
KARNY :											
Bridge 6.16	15	15	15	15	15	15	15	15	10	X	15
Movable Bridge	15	15	15	15	15	15	15	10	10	X	15
KARNY to WA-5									15	X	
Connection with Manufacturer's											
Branch C.R.R. of N.J. (a)		X	X	X	X	X	X	X	X	X	
Plank Road Public Delivery											
Track (a)		X	X	X	X	X	X	X	X	X	
GREENVILLE BRANCH											
Waverly:											
C-O-TWO Industrial Track			X	X	X	X	X	X	X	X	X
CENTER STREET TRACK											
Karny -Hudson			X	X	X		X	X		X	
Hudson-End of Track										X	
HARRISON TRACK (a)		X	X	X	X	X	X	X	X	X	X
HUNTER—18TH STREET (a)		X	X	X	X		X	X	X	X	X
GG1 permitted on lead from											
L.V.R.R. connections, 5 mph.											
P.A. & W. BRANCH										X	
Rahway:											
Freight House Yard (a)		X	X	X	X	X	X	X	X	X	X
Fertl-Soil Co. (a)		X	X	X	X	X	X	X	X	X	X
McMullins Track (a)		X	X	X	X	X	X	X	X	X	X
New Jersey Reformatory (a)		X	X	X	X	X	X	X	X	X	X
Philadelphia Quarts Co. (a)		X	X	X	X	X	X	X	X	X	X
Avenel:											
Steel Equipment Co. (a)		X	X	X	X	X	X	X	X	X	X
Woodbridge:											
Barry's Track (a)		X	X	X	X	X	X	X	X	X	X
Genasco:											
Valentine Track (a)		X	X	X	X	X	X	X	X	X	X
Hampton Cutter (a)		X	X	X	X	X	X	X	X	X	X
Witco Chemical Co. (a)		X	X	X	X	X	X	X	X	X	X
Barber Asphalt Co.			X	X	X	X	X	X	X	X	X
DuPont—Upper Track (a)		X	X	X	X	X	X	X	X	X	X
LINCOLN—RARITAN ARSENAL						X				X	X
COUNTY—EAST MILLSTONE			X	X	X	X				X	X
All electric permitted to 1700 feet clear of Main Line.											
GM Track			X	X	X	X	X	X	X	X	X
Sintex Inc. Track (a)		X	X	X	X	X	X	X	X	X	X
U.S. Atomic Energy Commission (a)		X	X	X	X	X	X	X	X	X	X
Jersey Paper Co. (a)		X	X	X	X	X	X	X	X	X	X
MILE RUN YARD:											
East and West leg of WYE						X		X	X	X	X
MIDWAY—ROCKY HILL			X	X	X	X				X	X
All electric permitted from connection to No. 4 Track, Main Line, 730 feet north.											
JAMESBURG BRANCH										X	
PRINCETON BRANCH			X	X	X					X	
AMBOY SECONDARY TRACK										X	
Brown:											
Perth Amboy Water Works			X	X	X	X	X	X	X	X	X
Old Bridge:											
Anheuser-Busch Track			X	X	X	X	X	X	X	X	X
Quigley Co. Track											
Spotswood:											
Freight House Track			X	X	X	X	X	X	X	X	X

	CLASS OF ENGINES						SPECIAL LOADS				
	1	2	3	4	5	6	L	M	I	J	12
HIGHTSTOWN SECONDARY TRACK Hightstown: Coal Trestle	X	X	X	X	X	X	X	X	X
FREEHOLD SECONDARY TRACK... Bridge 6.45 ½ mile east of James- burg	20	X	30	X

NOTE:

(a) Class AS-10, AS-10A, ARS-10, ARS-10SX, ARS-10S, AS-10M, BS-10, BS-10M, BRS-10SX, ES-10 and FS-10 engines permitted.

(b) Class EP-20 and EP-22 engines may be operated on Main Tracks.

ENGINES MUST NOT BE OPERATED AS SHOWN BELOW:**1160-A2 (Main Line-Hudson Division)****G.C.T. - UPPER LEVEL**

PC engines, Class P and T, must not be operated from Track No. 2 to Track No. 3 or from Track No. 3 to Track No. 2 over switch 6 at 43rd Street.

EP-5 engines, series 370 to 379, inclusive and class FL-9 must not be operated from loop Track No. 1 to Tracks Nos. 38, 39, and 40.

EP-5 engines, series 370 to 379, inclusive, and Class FL-9 must not be operated from Track No. 2 to Track No. 3 or from Track No. 3 to Track No. 2 over switch 6 at 43rd Street or on crossover 7 between Track No. 3 and Track No. 4 at 44th St. East of 97th St., Park Ave.

All Diesels except on permission of Division Superintendent. Park Ave. Viaduct, including Liftbridge:

If adjacent track is occupied by equipment other than MU: Diesel engines in two or more units coupled.

If adjacent track is occupied by two engine units coupled: Two or more EP-5 units of series 370 to 379 coupled. Mott Haven - North Wye Track:

Engines Nos. 5100 to 5112, 5203 to 5352, 5991, 5600 to 6236.

SPUYTEN DUYVIL - MO

PC Engines as listed below are restricted account excessive height:

2198 - 2368	6500 - 6563	
6000 - 6239	6330 - 6344	2400 - 2446

TARRYTOWN - SPUYTEN DUYVIL

PC Engines as listed below are restricted account excessive height:

2198 - 2249	6000 - 6239	6330 - 6344
-------------	-------------	-------------

ELECTRIFIED TERRITORY

Engines Nos. 2020 to 9913, unless end plates are cut back and foot board is removed or reduced to 6 ft. 9 inches.

CB & Q engines series Nos. 100 and 900.

PC Engines, as listed below are restricted in third rail territory unless footboards and end plates have been modified for third rail clearance, end plates and outer end of footboards must be beveled and maximum width over footboards must not exceed 7 feet 10 1/2 inches.

2400 - 2446	2198 - 2368	2600 - 2658
6300 - 6344	6000 - 6239	6500 - 6563

MONTROSE

Standard Coated Products Trestle.

POUGHKEEPSIE

J. D. Johnson Co., Inc. track, beyond a point 160 ft. from frog. All engines except class AS-6 and ES-6.

Putnam Branch South

Dunwoodie - - Abel Coal Co. Trestle. All classes of engines.

Harlem Branch**MT. VERNON - MELROSE INCLUDING WESTCHESTER AVENUE YARD**

PC Engines as listed below are restricted account excessive height:

6300-6329, 2250-2368, 2400-2446.

MORRISANIA:

Windshield wings must be folded in on Track No. 3

WAKEFIELD

Track No. 58, westerly 300 ft.

WHITE PLAINS NO. STA.

Track No. 34 west of switch to Track No. 34A. Engines Class ARS 16-S with footboards installed.

WHITE PLAINS NORTH STATION - MELROSE INCLUDING WESTCHESTER AVENUE YARD.

PC Engines as listed below are restricted account excessive height:

2198 - 2249, 6000 - 6239, 6500 - 6563, 6330 - 6344

Bay Ridge Branch

All engines can operate on all tracks except as otherwise shown.

Class	Engine Nos.	Class	Engine Nos.
DEY-1	0924	DERS-2	517-561
DEY-3	0934-0995	DERS-3	591-599
DEY-4	0812-0817	DERS-4	1200-1229
DEY-5	0600-0621	DERS-5	1400-1414
DEY-7	640-659	DERS-6	1600-1614
DER-2	0401-469	DERS-7	2500-2525
EP-5	370-379	DERS-8	2550-2559
EF-4	300-310	EDER-5	2000-2059
DERS-1	0662-0671		

Location and Track	Engines Permitted
HARLEM RIVER	
Miranda Coal Co., trestle	DEY-1-3-4
Providence Holding Co., N.Y.,	
Plumbing Supply, Mercer Storage	DERS-4, all DEY
DeLavernge lead serving Hertz	
Straw	All DEY
Hebron Realty, Q. R. S., Clyde	
Sales Co.	DERS-4-5, all DEY
Krasdale Co.	All DEY
R. Hoe & Company (engines must	
not cross 137th St.)	DERS-4, all DEY

PAWLING

PC Engines as listed below are restricted east of the ice breakers at Pawling:

2198 - 2368	6500 - 6563
6000 - 6239	2400 - 2446

DOVER PLAINS

P.J. Haight, Coal trestle, track No. 25:

All engines.

Claverack Branch**HUDSON UPPER**

Lone Star Cement Corp. Track No. 14 trestle.

West 30th Street Branch

East of West 72nd Street Yard.

Engines 2100 to 2112, 2188 to 2197, 2369 to 2399, 3000 to 3104, 2020 to 2044, 2500 to 2823, 2830 to 2899 when coupled together, cannot negotiate a No. 6 frog or curvature similar to that in lead of a No. 6 turnout, when coupled together due to switch curvatures. Except may be operated on Tracks Nos. 11 and 11-A (Northbound), Tracks Nos. 12 and 12-A (Southbound) and Track No. 172 (commonly referred to as Upper 4), between West 60th Street and West 36th Street.

Catskill Mountain Branch

Kingston to Kingston Point	PC Engines
	2198 - 2249
	6000 - 6239
	6330 - 6344
	6500 - 6563

Kingston Bridge C-9

More than two engines coupled together.

Wallkill Valley Branch

Entire Branch	PC Engines
	6000-6169
	6500-6539

Rosendale.

E.H. Demarest Co. trestle

All engines.

Diesel units, including dead diesel units handled in a train, which are not equipped with coupler stops or alignment control feature must not be operated when coupled to each other except:

When they are the first two units on the front of a train.

When they are the last two units on the rear of a train.

When they are in passenger service.

When they are moving light.

All units of Classes AF24, AF24A, AF25, AF27, EF22, EF25, EF25A, GF25, GF25A, ARS18A, ARS18, ARS24, ARS24S, FRS24, EF17 except 7000-7049, are equipped with coupler stops or alignment control feature. Individual units of certain other classes are also equipped.

On descending grades where Timetable Special Instructions require the use of dynamic brakes in lieu of or to supplement retaining valves, another engine must not be coupled ahead of the hauling engine unless it is known that the hauler engine is equipped with coupler stops or centering devices.

Class AS-10a engines are restricted in all tunnels unless engine awnings are in closed position.

CARS MUST NOT BE OPERATED AS SHOWN BELOW:

1160-A3 (Hudson Division)

Note: On sidings with sharp curvature and not shown below, care must be used in operating.

Main Line

G.C.T., Upper Level, East of baggage elevator shafts on Tracks Nos. 38, 39, 40, 41, 42 and on Tracks Nos. 1, 2 and 3 east of point opposite bumping block on No. 4 Track.

New Haven Region Multiple unit and Trailer cars.

G.C.T. Lower Level Track No. 103 between signals 19WA & 18W.

Track No. 115 between signals 18EC & 19E

Track No. 116 between signals 18EB & 19E

Track No. 117 between signals 18EA & 19E

Track No. 201 between signals 20W & 19W

Track No. 102 east of sign "6" located east of stairway.

All cars and engines except PC multiple unit car series 4240 to 4366, inc.

East of baggage elevator shaft on Track Nos. 119, 120, 122, 123 & 125.
Track 200 east of 44th St.

New Haven Region Multiple unit and Trailer cars.

G.C.T., Lower Level.....

AT&SF baggage cars, 1710 to 1853, inc., 1890 to 1899, inc., 1920 to 1959, inc., 1990 to 1999, inc.

East of 97th St., Park Ave.

Cars equipped with Propane Gas.
AT&SF series 366 to 370, inc., 372 to 381 inc., 1603 to 1708, inc., 1960 to 1989, inc., 2000 to 2090, inc., 2101 2116, inc., 3403 to 3408, inc., 3430 3452, inc., 3600 to 3603, inc.
B&O Passenger head end BX cars series 468230, 1850 to 1887, inc.,
CN express refrigerators series 10315 to 10363, inc.
CB&Q Baggage Cars Series 990 to 1054, inc.
GN baggage car 330.
MO. PAC. Steel Mail Storage Cars Series 930 to 937, inc., 951 to 956, inc., 969 to 971, inc., 977 to 987, inc.
MO. PAC. Baggage Cars series 732 to 735, inc., 737, 739 and 740.
NYC TLDX cars.
NYC Flexi-Van cars series 9800 to 9899 inc.
REA container cars series 3401 to 3434, inc.
REX series 6900 to 7899 must have hatches closed and markers removed.
SOU. PAC. baggage cars 6027 to 6054, inc., 6223 to 6235, inc., 6414, 6416, 6420, 6427 and 6431, 6454 to 6456 and 6497 to 6501, inc.

	<p>Spokane, Portland and Seattle, baggage cars 50, 51, and 52.</p> <p>T&P passenger head end cars series, 848 to 862 inc., 873, 879 to 882 inc., 889, 891.</p> <p>PRR baggage cars 6026, 9200 to 9399. These cars having a gold star on the side.</p> <p>CMStP&P 1025, 1702, 1721 and 1910. Cars higher than 14 ft. 6 in.</p>
Unless authorized by Division Superintendent	CMStP&P 400 to 436, 1056 to 1076, 1100 to 1123, 1200 to 1205, 1300 to 1307, 1337 to 1339, 1600 to 1623, 1915 to 1923, 1950 to 1961, 2000, 2050 and 2100 series.
East of 140th St. Park Ave.	<p>210,000 lbs. or heavier.</p> <p>NYC box cars, series 64,000 to 64,499 inc., 91,000 to 92,099, inc., 176,000 to 177,299, inc. and P & LE 35,900 to 35,999 inc.</p>
East of High Bridge	Cars higher than 15 ft. 3 in.
Between MO and BN Track No. 3	NYC box cars, series 64,000 to 64,499 inc., 91,000 to 92,099, inc., 176,000 to 177,299, inc., and P&LE 35,900 to 35,999, inc.
Between MO and BN Tracks Nos. 3 and 4	<p>MO PAC Steel Mail Storage Cars series 930 to 937, inc., 953, 969, 970, 977 to 983, inc., and 987.</p> <p>MO PAC Baggage cars series 732 to 735, inc., 739 and 740.</p>
Between MO and Remote Int. FH, Track No. 3	<p>CRI&P baggage cars series 4118 to 4134, inc.</p> <p>SOU PAC baggage cars 6027 to 6054 inc., 6228, 6229, 6230, 6232, 6234, 6235, 6414, 6416, 6420, 6427 and 6431, 6454 to 6456 inc., 6497 to 6501, inc.</p> <p>GN baggage car 330.</p>
Between High Bridge, Morris Heights and University Heights Track No. 3	NYC TLDX cars.
University Heights, Track No. 4	NYC TLDX cars.
Between Remote Int. FH and DV	CRI&P baggage cars, series 4118 to 4134, inc.
East of Spuyten Duyvil	<p>NYC 60 ft. box cars series 53,000 to 53,684, inc.</p> <p>UP baggage express cars series 9300 to 9399, inc.</p>
Ludlow Tracks Nos. 420, 422, 426	Cars 65 ft. or over in length coupled together.
Yonkers, Sugar Refinery, Track No. 409	Higher than 15 feet, 4 inches. Cars 65 ft. or over in length.
Yonkers, Otis Elevator Co. Track No. 433	Higher than 15 feet, 4 inches. Cars 65 ft. or over in length.
Hastings, Anaconda Wire and Cable Co. Track No. 523	Cars 65 ft. or over in length.
Irvington, Track No. 528	Higher than 13 ft., 6 inches.

East of MP 23.0, Tarrytown.	Cars higher than 15 ft.6 in.
East of MP 23.8 east of Track No. 530 Tarrytown.	Cars 60 ft. in length which are 15 ft. 6 inches high.
East of Croton-Harmon	RTRX triple hopper cars series 35,400 to 35,469, inc.
Croton North Station East Yard	AT&SF 60-foot insulated box cars series 620,000 to 620,024.
Electrified Territory.....	CRI&P baggage cars, 4118 to 4134 inc. CN baggage cars series 8981 to 9080 inc. 9085 to 9172, inc. SP Baggage Cars Nos. 6641 to 6650 inc., Nos. 6689 to 6799 inc. GN flat cars, series 65,000 to 65,499, inc., 67,000 to 67,549, inc. CN flat cars, series 661,000 to 661,999, inc. CP depressed center cars 309,910 and 309,911 must not be hauled except as a special movement. They must not be operated where there is a third rail. CB&Q 1310, 1395, 1443. PRR coaches in 1600 and 1700 series. PC flat cars, 435,491 and 435,492. T&P baggage cars series 1100 to 1181, inc. MO PAC Steel Mail Storage Cars 954 and 978. GN 413. CB&Q Dynamometer car D-30. C&NW 8797. UP-2059 GPEX 970. CMStP&P 845, 849, 854, 1073 and 1074.
Electrified Territory, Unless authorized by Division Su- perintendent	CRI&P Baggage cars 4000 to 4051, inc., 4077, 4080 to 4099, inc., 4106 4140, inc. CRI&P mail cars 5004 to 5027, inc.
Peekskill	Over switch leading to easterly freight yard: Cars 65 ft. or over in length.
East of Beacon.....	SOU.60 foot insulated box cars series 16,000 to 16,399 inc. SOU.60 foot box cars series 17,000 to 17,499, inc.
East of Poughkeepsie	SOU.PAC 60-foot insulated box cars series 621, 100 to 621, 124, 668, 100 to 668, 399 equipped with 11/foot high doors.
Poughkeepsie: Main Track 1 and 2.....	Cars Higher than 17 ft. 0 in.
North Siding	Cars Higher than 16 ft. 5 in.
West Yard	Cars Higher than 15 ft. 11 in.
Poughkeepsie: North Siding and West Yard	Freight Trains other than local switches must not operate on the North Siding or the West Yard.

Croton North Station, to 101	Cars weighing over 220,000 lbs. without permission from Division Superintendent.
CP 125 to CP 75	Cars higher than 17 ft. 4 in.
CP 75 to MP 23.0	Cars higher than 17 ft. 0 in.
Harlem Branch:	
Melrose	
Tracks Nos. 13, 15	Cars 65 ft. and over in length.
Track No. 15	Higher than 13 ft. 9 in.
Track No. 12	Cars 55 ft. and over in length.
Botanical Garden, Track No. 37	Cars 65 ft. and over in length.
Track No. 3	NYC TLDX cars.
East of Mt. Vernon	UP baggage express cars series 9300 to 9399, inc. and cars higher than 15 ft. 1 in.
White Plains North Station Inside building, Track No. 237	Cars must be brought to a stop before being placed on Track No. 237. Overhead clearance of the movable overhead bridges over this track inside the building is 10 ft. 9 in. on the low bridge, and 17 ft. 4 in. on the high bridge.
Electrified Territory	<p>AT&SF 60 foot insulated box cars series 620,000 to 620,024.</p> <p>SOU.60 foot insulated box cars series 16,000 to 16,399.</p> <p>SOU.60 foot box cars series 17,000 to 17,499, incl.</p> <p>S.P. 60 foot insulated box cars series 621,100 to 621,124, 668,100 to 668,399, equipped with 11-foot high doors,</p> <p>Baggage Cars Nos. 6641 to 6650 inc., Nos. 6689 to 6799 inclusive.</p> <p>GN flat cars, series 65,000 to 65,499, inc., 67,000 to 67,549, inc.</p> <p>GN baggage cars series 308 to 349, inc.</p> <p>PRR flat cars 435, 491 and 435, 492.</p> <p>PRR coaches in 1600 and 1700 series.</p> <p>CN baggage cars series 8981 to 9080 and 9085 to 9172, inc.</p> <p>CN flat cars series 661,000 to 661,999, inc.</p> <p>MO PAC Steel Mail Storage Cars 954 and 978.</p> <p>CP depressed center cars 309,910 and 309,911 must not be hauled except as a special movement. They must not be operated where there is a third rail.</p> <p>CB&Q Dorm-Lounge car 1395.</p> <p>C&NW baggage express cars 8797 to 8806, inc.</p> <p>CPEX Milk Tank Cars, 950 to 981, inc.</p> <p>GMStP&P 1073 and 1074.</p> <p>E-L 10,040 to 10,089, inc.</p> <p>DUPX triple hopper cars series 35,400 to 35,469.</p> <p>NYC 60 ft. box cars series 53,000 to 53,684, inc.</p>
East of White Plains North Station	Cars higher than 15 ft. 4 in.

East of Putnam Jct.....	Cars higher than 16 ft. 10 in.
East of Division Post.....	Cars higher than 17 ft. 9 in.
Electrified Territory, unless authorized by Division Superintendent	CRI&P baggage cars 4077, 4118 to 4134, inc.
Bridge H-138 at MP 100.6	Monsanto Chemical Co. cars (315000 lbs.) PC Flexi-Flo covered Hoppers series 885800 to 885824 inclusive -15 MPH.

Putnam Branch South

Cars weighing over 210,000 lbs. without permission from Division Superintendent.

NYC cement hopper cars series 880,500 to 881,199, inc. must be separated from engine or any other car by a car weighing not more than 120,000 lbs. gross.

H.R.C.R.R.	Cars higher than 17 ft. 4 in.
-------------------------	-------------------------------

West 30th Street Branch

Cars weighing over 210,000 lbs., without permission from Division Superintendent.

West 33rd St. Railway Express Building Track No. 1	REA Express Container Cars series 3411 to 3434 inclusive.
West 33rd St. Railway Express Building Tracks Nos. 43, 45	CMStP&P refrigerator cars series 4 to 41 and 350 to 379, inc.
On West 30th Street Branch Unless authorized by Division Superintendent	CMStP&P 400 to 436, 1056 to 1072, 1075, 1076, 1100 to 1123, 1200 to 1205, 1300 to 1304, 1337 to 1339, 1700 to 1710, 1910, 1915 to 1923, 1950 to 1961, 2000, 2050 and 2100 series.

New Jersey Division

National Jct. to CP132

Cars weighing over 263,000 lbs., without authority of Division Superintendent.

New covered hoppers, 100-ton, with maximum gross weight on rail of 263,000 lb. and built to Plate C specifications as to cross-section restricted from operating where other Plate C cars are restricted.

Care must be exercised when placing Plate "C" and High Cube box cars on industrial tracks adjacent to platform protected by a canopy.

Main Line (New Jersey Division)

National Junction — Weehawken

NYCX 31955 to 32004 (Ice breaker cars)

Reeds siding National Junction & Hoboken Avenue
Loaded Tri Level Cars

Seventy Ton capacity triple hopper cars designated DUPX 35400 to 35469.

Weehawken

High Cube Box cars must not be operated over the following territories.

Between Weehawken and Edgewater, except restricted move.

Due to excessive curvature and small turnouts Flexi-Van-Multi-Level and Piggy Back cars can not be operated on the following tracks.

Vicinity of freight house.

No. 1 Yard. Tracks 198, 199 (Pier 8 leads)

No. 5 Yard. Track 288 (Tunnel approach)

No. 7 Yard. Tracks 236, 239 (Pier 11 leads)

Catskill Mountain Branch

Cars weighing 210,000 lbs. unless separated from engine or other cars by at least three cars weighing not more than 140,000 lbs. each.

Between Kingston and Kingston Point, 100-Ton covered Hopper cars.

Seventy ton capacity triple hopper cars designated DUPX 35400 to 35469.

Between Kingston and Kingston Point, 100-Ton Hopper Cars, designated, Southern.

94163	—	94420
280078	—	280277
319196	—	319293
325002	—	325096
416000	—	416044

High Cube Box Cars and NYCX 31955 to 32004 (Ice breaker cars) must not be operated over the following territories:

Between Kingston Point and Bloomville.

New covered hoppers, 100-Ton, with maximum gross weight on rail of 263,000 lb. and built to Plate C specifications as to cross-section are restricted from operating where other Plate C cars are restricted:

Plate "C"

Cars built to outline of Plate "C" of AAR will be restricted from movement in following location:

Kingston to Kingston Point.

SHPX 52000 to 52247 incl., pressure differential covered hopper cars with maximum height of 15 ft. 6 in. above rail and maximum width of 10 ft. 8 in. (within Plate C specifications) and maximum gross weight on rail of 263,000 lbs. are restricted from movement as to clearance from all places where Plate C cars are now barred, as follows:

Kingston to Kingston Point.

Care must be exercised when placing Plate "C" and High Cube box cars on industrial tracks adjacent to platform protected by a canopy.

In addition to the above restrictions on clearance, these cars are also restricted on weight in the same area that the PC 100 ton covered hopper cars are restricted.

Bridge C-9, Kingston. Cars weighing more than 210,000 lbs. without authority from Division Superintendent.

Wallkill Valley Branch

High-Cube covered hopper: cars TIDX series with the following characteristics:

FOUR AXLE	
COUPLING LENGTH	52' x 9' 3/4"
TRUCK CENTERS	40' x 6' 3/4"
WHEEL SPACING	5'
CAPACITY	100 Tons

are restricted as follows:

Cars are to be handled singly in Train separated from Motive Power or other heavy equipment by at least one car weighing not over 110,000 lbs.

BRIDGE W-51 Whiteport	5 M.P.H.
BRIDGE W-43 Rosendale	6 M.P.H.
BRIDGE W-4 Walden	10 M.P.H.

Cement cars weighing 210,000 lbs. unless separated from engine or other cars by at least one car weighing not more than 120,000 lbs.

Seventy ton capacity triple hopper cars designated DUPX 35400 to 35469 inclusive.

Rosendale.

E.H. Demarest Co. trestle.

Cars weighing more than 120,000 lbs.

New covered hoppers, 100-ton, with maximum gross weight on rail of 263,000 lb. and built to Plate C specifications as to cross-section are restricted from operating where other Plate C cars are restricted.

Care must be exercised when placing Plate "C" and High Cube box cars on industrial tracks adjacent to platform protected by a canopy.

In addition to the above mentioned clearance restrictions, these cars are restricted by weight from the following locations:

Can be handled only when:

Wallkill Valley Branch - Separated from each other and other heavy equipment by at least one car weighing not in excess of 142,000 lbs.

OTHER EQUIPMENT RESTRICTIONS

1160-B2 (New York to Division Post, Phila., Div.) Cars having a combined weight of car and lading, as shown below are subject to the following restrictions as to speed over certain bridges, etc.

Weight of Car (Pounds)	Minimum Coupled Length	Restrictions
150,000 - 170,000	40' - 0"	Same as Column 2
170,000 - 220,000	42' - 0"	Same as Column 5
220,000 - 263,000	48' - 0"	Same as Column L

Cars in the above weight classifications, but shorter than the minimum coupled length specified, are subject to special restrictions.

The above restrictions do not apply to Jenny type hopper or gondola cars. These cars have a gross weight up to 220,000 lbs., and a coupled length of approximately 24 feet. Their effect on long bridge spans is very severe and they are subject to restrictions shown in Special Instructions **1160-A1a**, as follows:

Two or more loaded coupled cars-Column I, special load restrictions.

Due to excessive weight of class FD2, FW1 and F40 flat cars, both loaded and empty, this equipment must be handled with care at restricted speed on other than Main and Secondary tracks.

PRR cars in this class are:

Class	Number	Lightweight
FD2	PRR 470245	500,400 lbs.
FW1	PRR 470248	410,600 lbs.
F40	PRR 470250	246,000 lbs.

Special Handling of Multiple Loads

1160-B3 (New Jersey Division) A multiple load requiring the use of two carrying cars, separated by an idler car, is restricted from operation over crest of a hump whenever practicable; when humping operation is necessary, movement must be carefully made under close observation of yard crew and load must not be humped with motive power detached.

A multiple load requiring the use of two end carrying cars, separated by two idler cars, is restricted from movement over crest of a hump.

After multiple loads have been carefully placed on classi-

fication track, care must be exercised to prevent humped cars, routed to same classification track, from coupling to multiple load at a speed in excess of four miles per hour.

WRECK DERRICKS — RESTRICTIONS

1160-B5 (Hudson Division)

Wreck Cranes are restricted as Follows:

Derricks D100, D102, and D103 when in transit must have smokestack and auxiliary cab light removed and one car placed between derrick and engine handling train.

ELECTRIC AND STEAM CRANES

Cranes except G.C.T. No. 1, X21 to X34, inc., must not be moved on main tracks without permission from Division Superintendent.

Cranes X13 to X16 must not be operated in third rail territory.

Cranes X21, X23 and X105 must not operate or perform work on main track or sidings without engine being attached to provide air brakes.

G.C.T.:

Cranes G.C.T. No. 1, X21 and X34, must not lift to exceed 25 tons on tracks supported by steel structure unless Division Engineer or his representative has given permission.

BETWEEN 59th ST. AND 97th ST., PARK AVE.

Cranes except G.C.T. No. 1, X21 and X34, must not be operated.

Between 97th St. and

110th St., Park Ave.	G.C.T. Crane No. 1	25 MPH
	Cranes X21 to X34, inc.	35 MPH

Between 110th St. and

140th St., Park Ave.	G.C.T. Crane No. 1, Cranes	
	X21 to X34, inc.	15 MPH
	when passing cranes	
	G.C.T. No. 1, X21 to X34	
	inc., on adjacent	
	track	10 MPH

BETWEEN 110th ST. and 140th ST., PARK AVE.

Cranes G.C.T. No. 1, X21 to X34, inc., may be moved at a speed of 15 miles per hour under own power or may be hauled by diesel or electric engine when 2 cars of moderate weight not heavily loaded are placed between engine and crane.

Cranes must not lift loads on structures except in accord with instructions issued by the Division Engineer.

BETWEEN CROTON NORTH STATION AND DIV. POST (Syracuse Div.)

Wrecking cranes must not operate unless separated from motive power or other equipment by at least one car weighing not more than 64,000 lbs.

PEEKSKILL

Station Platform, Track No. 2, Cranes X13 to X16 Stop and proceed.

BEACON

Crane X13 to X16, passing Station Platform,	
Track No. 2	10 MPH

NEW HAMBURG

Cranes X13 to X16, passing Station Platform,
Track No. 2 6 MPH

POUGHKEEPSIE

Crane X59 under Bridge 201.

Cranes X13 to X16, passing Station Platform. 6 MPH

Harlem Branch**BETWEEN WHITE PLAINS NORTH STATION AND DIV. POST
(Springfield Division)**

Cranes must have at least one light car between engine and crane.

Putnam Jct., passing rake-off blocks 10 MPH

Putnam Jct., passing third rail telltales 10 MPH

MP 54.7, passing third rail telltales 10 MPH

New Jersey Division**Catskill Mountain Branch**

Cranes X13 to X16 and cranes over 160 ton capacity are restricted on entire Branch.

Cranes X24 to X34 and X59 may be handled when separated from engine or cars by at least one car weighing not more than 64,000 lbs. Cranes must not lift loads while standing on bridges without special permission or wheels are supported by timber bents.

Between Kingston and Kingston Point, Cranes X-25 and X-27 must be handled singly in train separated from any other heavy equipment by at least one car weighing not more than 103,000 pounds.

Speed over Bridges as follows:

C-9 Kingston 10 MPH

All other bridges not to exceed 20 Miles Per Hour.

Wallkill Valley Branch

Cranes X13 to X16 and cranes over 160 ton capacity are restricted on entire Branch.

Cranes X24 to X34 and X59, may be handled as follows:

Singly in train separated from motive power or other heavy equipment by at least one car weighing not in excess of 66,000 lbs. immediately preceding and following crane.

Speed over Bridges as follows:

W-51 Whiteport 5 MPH

W-43 Rosendale 6 MPH

W-4 Walden 10 MPH

Main Line (New Jersey Division)

Wreck and work derricks not exceeding 16 feet 1½ inches above top of rail may be operated in overhead AC electric

territory except as follows:

East and North River Tunnel-14 feet 6 inches.

Sunnyside Yard-

Harold Avenue overhead bridge-15 feet.

Honeywell Avenue overhead bridge-15 feet 1½ inches.

Movement of derricks exceeding above heights must only be made on written permission of Superintendent and must be accompanied by a qualified electrician. Before such movements are made, power must be shut off from overhead trolley wire over track on which derrick is to move. Before making such movements, conductors must know that the boom is down tight and properly secured.

Waverly wreck derrick NO. 490729 may be moved through the North and East River tunnels and Pennsylvania Station at a speed not to exceed 15 miles per hour. Gasoline for light generator must be removed before entering tunnels.

Long Island Railroad wreck derrick No. 197, may, after removal of grab irons, smoke stack and ring, be moved through East River and North River Tunnels and Pennsylvania Station area, without de-energizing overhead wires, at a speed not to exceed 15 miles per hour.

Wrecking Crane 490751 located on Harrisburg Division and assigned to electrified territory must not be operated through North and East River Tunnels, nor Pennsylvania Station, New York, account exceeding permitted wire height.

1160-C1 (New Jersey Division) East and North River Tunnels – Movement of Passenger and Freight Equipment

1. All hatch covers on cars must be closed and secured before entering tunnels.

2. Cars excluded from movement:

(a) Cars containing shipments of explosives (including fireworks) poison or compressed gases, inflammable liquids or other dangerous articles requiring protection of the following placards: Explosives, Poison Gas, Dangerous, Inflammable, Acid, Corrosive, Compressed Gas, Poison Gas or Poisonous.

(b) Cars with wooden or composite center sills.

(c) Cars exceeding dimensions shown in General Notice No. 207-A.

3. Operating limitations which must be observed:

(d) Passenger trains must not exceed 30 cars.

(e) Freight trains or trains of mixed freight and passenger equipment must not exceed 30 cars or 1800 tons.

(f) All cars in train carrying passengers must be of all-steel construction.

(g) All cars in other trains must have all-steel underframe.

(h) Car lighting equipment other than electricity is prohibited.

(i) Coal or charcoal ranges or heaters in cars of other than all-steel construction must have fires extinguished before entering tunnels. Conductors must know that fires are extinguished.

(j) Coal or charcoal ranges or heaters in kitchen cars of all-steel construction must have fire banked prior to entering tunnels.

Trains having kitchen cars equipped with gasoline ranges must not enter tunnels unless gasoline has been drained from same and all gasoline removed from cars. Eastward trains will stop at Lane to unload gasoline. These trains, when enroute to New Haven Region will stop at Harold to replace gasoline unless advised otherwise by military personnel in charge. Westward trains will stop at Harold to unload gasoline. These trains, if continued through New York, will stop at Lane to replace gasoline unless advised otherwise by military personnel in charge. Conductors will arrange to ad-

wise Train Commanders and request that ranges be drained and gasoline ready to be removed from train before arrival at above points, to prevent undue delay. Conductor must see that the engineman is instructed and must advise Superintendent in advance, when such stop is to be made.

GP type hoppers must not be operated on tracks equipped for third rail operation.

Industrial Brownhoist ballast cleaners must not be operated on tracks equipped for third rail operation.

1160-C2 (New Jersey Division) Special groups of cars for handling long lengths welded rail consisting of 32 GRA, 2 FM and 1 F 30 cars have hand brakes removed, couplers blocked and cutting levers inoperative.

A type GRA car partially loaded dirt or gravel at each end equipped with hand brakes must be coupled to the special cars with couplers blocked and release riggings inoperative.

1160-C3 (New Jersey Division) When car equipped with non-tight-lock couplers coupled to car equipped with tight-lock coupler, knuckle on tight-lock coupler must be closed and knuckle on non-tight-lock coupler open when making coupling.

When cars equipped with tight-lock couplers are coupled, indicator hole in lock connection must be entirely below coupler head to insure locking device is in anticreep position.

Brake pipe and train air signal hose on cars equipped with tight-lock couplers, when not in use, must be coupled to the dummy couplings at end of car, as they will not clear rail when hanging free.

1160-C4 (New Jersey Division) The movement of Highway Trailer Trucks loaded on flat cars (TrucTrain Service) through Newark Passenger Station is prohibited, except cars so routed on a track covered by BX Authority, issued by System Clearance Bureau.

1160-C5 (New Jersey Division) The movement of any car containing car load shipment of gasoline or explosives is prohibited between South Street (Newark, N.J.) and Hudson.

1160-C6 (New Jersey Division) Internal Combustion Engines Between "F" and Portal:

Diesel engines, with engines or steam generators running, are prohibited between east portal of East River Tunnels and west portal of North River Tunnels. Diesel engines may be hauled in this area by electric engines.

NOTE: This instruction does not apply to diesel-powered Dining Car equipment, power car on Tubular Train, Sperry Cars, or other track maintenance equipment equipped with proper exhaust attachments.

1160-C7 (New Jersey Division) Transfer Bridges:

Transfer Bridges are restricted as indicated below:

Bridge No.	Location	Maximum Weight car Permitted	Total weight of All cars permitted on any one track
10	Greenville	220,000 lbs.	400,000 lbs.
13	Greenville	220,000 lbs.	400,000 lbs.

Cards Placarded Explosives

1160-C8 (New Jersey Division) Cars placarded Explosives must not be handled in trains hauling 50% or more of petroleum products in box or tank cars.

ELECTRICAL OPERATION

1167-A1 Electrical Operating Instructions, C.T. 290, in effect.

1167-A2 Power Directors are located at New York.

1167-A3 Employees working on or near energized wires must obtain permission and proper protection from Power Director.

1167-A4 Conductors and Enginemen are responsible for knowing that crew members and Foremen are responsible for knowing that their men understand and comply with instructions for electrical operation.

When inexperienced employees are required to work in electrified territory, experienced employees must call their attention to the danger.

1167-A5 Following tracks equipped for AC electrical operation:

HUDSON DIVISION

Hell Gate Line	All Main Tracks Division Post (N.H. Division) to Harold
Bay Ridge Branch	Main Tracks 5 and 6. Pelham Bay to 8187 feet East of Market on No. 5 track and 7913 feet east of Market on No. 6 track.

NEW JERSEY DIVISION

Main Line	All Main tracks Harold to Division Post (Philadelphia Division)
Branches	Secondary Tracks
Passaic and Harsimus Greenville Perth Amboy & Woodbridge Jamesburg Princeton including siding at KS	Connecting, Q to Harold. Loops 1 and 2, F to R. Subs 1, 2, 3 and 4, Q to F. Engine Track, Hudson to Karny . 0 Track, Hudson to Karny Naught track, Karny to East Conn. Grape Lead Grape Lead, West Conn., Naught track to Hack. No. 1 Ice House, Grape Lead to Produce Yard Lead. Produce Yd. Lead, No. 1 Ice House to Gov't Lead. Gov't Lead, Kearny to Produce Yd. Lead. Set-off track, WA-6 to WA-3. Set-off track, WA-3 to WA-5 Track A, WA-6 to WA-3. 0 track, Union to Stiles St. Amboy, SA to JG including Eastward, siding at Jamesburg but not including crossovers between JG and Helmetta or crossover 4884 feet west of CQ to No. 2 Running Track.
Running Tracks	Other Tracks
Nos. 5, 6 and 10 at Hudson. No. 5, Hunter to Lane. Morris Track. No. 1, Greenville Departure Yard Lead, Greenville. Old Eastward Bay Line, WA-5 to WA-2. Speedway, WA-5 to WA-6 Naught, WA-5 to WA-6. Running 1 WA-5 to WA-6. Naught, Elmora to 3155 feet west. No. 5, County to Baldwin St. Yard. Millstone, County to 1700 feet west Rocky Hill, Midway to 730 feet east. No. 1 OB to East End. No. 2 CQ to Deep Cut.	Harold-Eastward from Lines 1 and 3 to New York Connecting R. R. tracks. Eastward L. I. local track to Gosman Ave. Westward L. I. tracks from Laurel Hill Ave. and including all crossovers leading to Line 2 and 4. Engine track. F. Interlocking. Westward L. I. passenger track, Harold to 825 feet west of F. Westward Freight Track from 785 feet east to 410 feet west of F. Crossovers between Sub. 1 and L.I. westward passenger and freight tracks. Loop A at R Interlocking. Eastward and Westward Engine tracks, Q to Sunnyside Engine-house.

OTHER TRACKS

Truc-Train Storage Yard-Tracks A and B, 235 feet at west end.

Track A, 245 feet at east end. Track B, 165 feet at east end.

Display Yard Ladder, Government Lead to Nought track.

East end No. 1 Display Yard for 775 feet.

Hudson — Tracks 11, 13, 14, 15 and 16.

Hunter St. Yard — Drill track and Nought track.

Waverly West Side — No. 4 West Yard and connection to No. 6 track for 1950 feet west.

Durant Yard — East end tracks A and B for 400 feet.

Rahway — 510 feet of west end of Tailtrack.

Monmouth Jct. — Set-off track on Jamesburg Branch.

Princeton — Track 5 to 3230 feet east of Princeton.

YARD TRACKS

Sunnyside Yard

All tracks except 37 to 73 inclusive, 101 to 106 inclusive, No. 68 lead, No. 68 spur, Entire lead No. 1 "R" tower, lead No. 1 at Q tower east of 36 track, Lead No. 2 at Q tower east of No. 17 track switch, Lead No. 3 at Q tower east of 102 signal, Lead No. 4 at Q tower east of 162 signal, Lead No. 5 at Q tower east of No. 49 track switch.

Harsimus Cove-

All tracks Waldo to JH inclusive.

Water Plug track for 800 feet from west end.

Old Stock Yard Tracks 2, 3 and 4.

New Stock Yard Tracks 5 to 10 inclusive.

New Yard Ladder.

A Ladder to 800 feet east of Yard master's office.

Meadows-

Engine Storage tracks 2, 3 and 4.

Engine track Karny to engine storage tracks.

Eastward Receiving tracks 6 to 11 including ladders at both ends.

Eastward Storage tracks 12 and 19 including ladders at both ends.

Westward Classification Yard Ladders at west and the tracks 1 to 15; also 17 to 22 inclusive for 133 feet at west end.

Running 1, 2 and 3.

Flat 1, 2 and 3.

Berwind track.

Ladder track east end Eastward Class Yard.

Cabin track and 1-A Lead.

Lead to No. 3 Old Receiving Yard.

Greenville

West end of Nos. 1 to 11, Departure Yard for 990 feet.

Nos. 3 and 4 Hump tracks to 800 feet east of CNJ bridge.

Southwest Lead and Westward Lighterage Yard Lead to 1194 feet. east of No. 4 Hump track.

No. 2 Float track.

Nos. 3 to 6, Receiving Yard.

No. 3 Garden Yard.

West end of Nos. 4, 5 and 6 Garden Yard for 700 feet.

Oak Island Interchange track for 1200 feet east of connection to No. 1 track (CY).

Waverly

No. 8 East End Yard, WA-5 to WA-4.

Old Westward Bay Line and Bay Line Spur, WA-5.

Eastward Receiving Yard Tracks 1, 2, 3 and 13.

West end tracks 4 to 12, Eastward Receiving Yard for 300 feet.

East end tracks 9 to 12, Eastward Receiving Yard for 400 feet.

Spur track, WA-6.

Old Westward, WA-6.

Westward Empty Yard Track No. 1 for 250 feet, tracks 2 to 12 for 350 feet and Empty Yard Stub track.

Westward Preference Yard Tracks 4 to 11 for 350 feet.

L.V.R.R. Interchange (not in service for electrical operation).

Stiles St. Linden

No. 1 track.

Nos. 2, 3 and 4 tracks, 950 feet of east end.

No. 2 track, 600 feet of west end.

Lincoln

Nos. 5, 6, 7, & 8 tracks to point of connection with No. 0 track, 8150 feet west of Lincoln.

County, Baldwin St. Yard.

Spur track.

No. 1 and No. 2 tracks for 350 feet at west end.

Nos. 1, 2 and 3, MU Yard.

Naught track for 275 feet.

South Amboy

Nos. 1 and 2 Receiving tracks.

Ladder at west end Receiving yard.

West end track E-12 and connection to Lead to No. 2 Dumper and Pier C.

West end tracks 1 and 2, Pier C for 420 feet.

West end tracks 3 and 4, Pier C for 500 feet.

Loop track and Running track.

Lead from Running track to Pier C.

Lead to No. 1 Dumper.

Sand Bridge and Locomotive Cleaning Platform tracks.

Cabin Track.

Passenger MU Yard tracks 1, 2, 3, 4 and 5.

Brown Yard

No. 1 track, empty car yard.

West end Nos. 2 to 7 empty car yard for 500 feet.

East end Nos. 1 to 18 Loaded Car Yard for 500 feet and Loaded Car Yard Ladder.

No. 2 Stock Ground track for 445 feet at west end.

1167-A6 (Hudson Division) Following tracks are equipped with energized third rail.

Main Line	Between	And
All Tracks	Platforms including Loop Tracks at Grand Central Terminal	U
Main Line	Between	And
All Main Tracks	U	MP 34.5 Croton North Sta.
Nos. 2 and 4 tracks.	MP 34.4 - Croton North Station	MP 34.8 Croton North Sta.
Main Line	Between	And
No. 1 Track	MO	MP 24.6 White Plains North Station
No. 2 Track	MO	MP 24.0 White Plains North Station
No. 3 Track	MO	MP 13.5 Mt. Vernon
No. 4 Track	MO	MP 13.5 Mt. Vernon

YARD AND OTHER TRACKS

Location	Track	Portion equipped with energized 3rd Rail
Highbridge	No. 53 -- Washer	Entire
FH	No. 5	525 Feet on West End
Spuyten Duyvil	East Wye	575 Feet on West End
	West Wye No. 15	Entire
Tarrytown	No. 5	MP 24.5 to MP 24.6
	No. 6A	4,700 Feet on East End
Ossining	No. 6	850 Feet on East End
Croton-Harmon	No. 5	Entire
	No. 5A	Entire
	No. 5B	Entire
	No. 5C	Entire
	No. 6	2,675 Feet on East End

YARD AND OTHER TRACKS

Location	Track	Portion equipped with energized 3rd Rail
Croton-Harmon (Cont.)	No. 6A	Entire
	No. 6B	375 Feet on East End 300 Feet on West End
	No. 6C	Entire
	No. 8	1,750 Feet on East End
	No. 10	Entire
	No. 10A	Entire
	No. 10B	Entire
	No. 10C	Entire
	No. 14	650 Feet on East End
	No. 28	650 Feet on West End
	No. 30	1,525 Feet on West End
	No. 44	900 Feet on East End
	No. 46	812 Feet on East End 1,350 Feet on West End
	No. 48	412 Feet on East End
	No. 50	651 Feet on East End 500 Feet on West End
	No. 52	650 Feet on East End
	No. 54	450 Feet on East End
	No. 54A	400 Feet on West End
	No. 56	412 Feet on East End
	No. 58	300 Feet on West End 500 Feet on East End 1,050 Feet on West End
	No. 60	350 Feet on East End 600 Feet on West End
	No. 62	225 Feet on East End 712 Feet on West End
	No. 64	200 Feet on East End 750 Feet on West End
	No. 66	400 Feet on East End 100 Feet on West End
	No. 68	400 Feet on West End
	No. 70	550 Feet on West End
	No. 80	Entire Length
	Ladder "A"	Entire Length
	Ladder "C"	Entire Length
	Ladder "E"	Entire Length
Croton East Yard	All Tracks	Entire Length - except No. 5 - No. 21 - No. 23
	No. 5	3,115 Feet on East End
Mott Haven	North Wye	Entire
	East Main	Entire
	West Main	Entire
	No. 140	Entire
Fordham	No. 143	Entire
	No. 6	350 Feet on East End
	No. 6	300 Feet on East End
South Woodlawn Woodlawn	New Haven #1	1,950 Feet on East End
	New Haven #2	400 Feet on East End
	New Haven #3	750 Feet on East End
Mount Vernon	No. 5	900 Feet on East End 1600 Feet on West End
	No. 6	Entire
	No. 7	Entire
Crestwood	No. 5A	Entire
	No. 6	Entire
White Plains North Station	All Tracks	Entire, except 12-18-21-28- 30-32-34-34A-35-47-55-57- 77-78-79
	No. 12	1,050 Feet on East End
	No. 18	1,000 Feet on East End
	No. 28	225 Feet on East End
	No. 30	125 Feet on East End
	No. 32	200 Feet on East End
	No. 34	148 Feet on East End
	No. 34A	230 Feet on East End
	No. 77	140 Feet on East End & 100 Feet on West End
	No. 78	110 Feet on East End & 130 Feet on West End

1167-A7 (Hudson Division)**AC AND DC ELECTRICAL INSTRUCTIONS**

Employees qualified to operate third rail switches must be familiar with their location and operate same promptly when so instructed.

Persons requiring power shut off third rail or other power wires or cable affecting train operation for construction or maintenance work must obtain permission from the Division Superintendent or Chief Train Dispatcher. The Chief Train Dispatcher must give details, including name of person in charge of work, to the power supervisor. The power Supervisor will direct the handling of jumpers and switches and must confer with the Chief Train Dispatcher immediately before shutting power off.

When third rail is ready for power, the person in charge must so report to the Chief Train Dispatcher who will notify the power supervisor.

The power supervisor must notify the Chief Train Dispatcher when power has been restored.

When emergency requires that power be shut off third rail, telephone nearest substation, stating what tracks are affected and immediately notify Chief Train Dispatcher. If pipes carrying transmission cables are involved, the power supervisor must be notified promptly.

Power will not be restored until power supervisor has been notified by responsible person that it is safe to do so. Power supervisor must secure permission from Chief Train Dispatcher to restore power.

If engineman requires power shut off, he will stop and sound whistle signals prescribed by Special Instruction 1014-A2 and repeat same until power is shut off. Conductor of such train will immediately communicate with nearest substation, power supervisor or Chief Train Dispatcher, requesting power be shut off tracks affected and asking for other necessary relief. All employees hearing these whistle signals must also make immediate request by telephone to have power shut off tracks affected. Maintainers, trackmen and other employees must go to point of trouble promptly, and render any assistance possible.

To shut power off between 59th St. and 96th St. Park Ave. tunnel, give cord, suspended from wall next to track involved, a steady pull from each direction. This will operate alarm boxes and shut power off between 59th St. and 110th St. from track next to cord pulled. If power is not shut off, after cord has been pulled from each direction, go to nearest alarm box on track involved and pull cord on other side of alarm box in each direction. If cord is first pulled between end box and box next to end, the second pull should be made between second and third boxes from end of cord.

Alarm boxes for each track are located at:

61st St.	71st St.	81st St.	91st St.	} Tracks 1, 2, 3 & 4
63rd St.	73rd St.	83rd St.	93rd St.	
66th St.	75th St.	85th St.	95th St.	
68th St.	78th St.	88th St.		
97th St. Tracks 3 & 4 only			

When cord is pulled, or when trains are stopped in tunnel because of loss of power telephone report must be made at once to Chief Train Dispatcher. Train employees, and others who work in the tunnel must familiarize themselves with location of cords and alarm boxes. Cords and appliances belonging to this system must not be tampered with.

When emergency requires that power be shut off between

110th St. and 151st St., Park Ave., third rail switch at NK, when open, will be closed and held closed 3 seconds. The closing of one of these switches shuts power off Tracks No. 4, No. 2, No. 1 and No. 3 between 110th St. and 151st St. Employees shutting power off must at once notify power supervisor that third rail switch has been closed, and the same employee must also notify power supervisor promptly when it is proper to have power restored.

When communicating by telephone to have power shut off, use words "power emergency." All others using line must give way at once.

When two or more electric trains have been stopped on same track short distances apart a period of 30 seconds must elapse between starting of each train.

When power is shut off, no movement must be made that would cause dead rail to be energized by a connection from live rail through third rail shoes of engines or cars.

Equipment that does not clear third rail telldales or rake-off blocks must not be run where there is a third rail.

(Hell Gate Line and Bay Ridge Branch)

In the Electric Zones there is danger within 24 inches of every energized wire. All wires are to be regarded as energized unless known to be de-energized and grounded. At overhead bridges, side clearances are reduced by ground wires from bridges in boxing attached to side walls and abutments of bridges.

Moving electrical equipment losing power in any section must: (1) Not less than 75 feet before passing any anchor bridge, lower pantograph and keep it lowered an equal distance beyond such bridge; (2) lower pantograph when practicable before engine passes through cross-over switches (between main tracks, or between main and yard tracks).

Enginemen must when practicable shut off master controller and coast over drawbridge spans, except when trains are stopped in close proximity to drawbridge and speed is insufficient to permit coasting, enginemen will raise second pantograph until train has passed over span.

Phase break in overhead trolley wire No. 3 track, located 2775 feet east of Harold, between poles E-28 and E-30, and in No. 4 track, located 4240 feet east of Harold, between poles E-23 and E-25. Phase break signs marked "P.B." are located at first catenary pole in advance of the break. Enginemen will place master controller in "off" position while passing under the break and will coast through this section as pantographs do not contact overhead wire for a distance of 295 feet. PC electric engines and PC MU equipment must have pantographs lowered before entering these phase breaks and kept down until all pantographs have passed the phase break.

Phase break signals consisting of a circle of yellow lights approximately 4 feet in diameter against a black background in service on highway bridge No. 3.80 (East 174th St.) 8187 feet east of Market for westward trains and on anchor bridge No. 83-H, 7913 feet east of Market for eastward trains. When these signals are illuminated all electrically operated trains, regardless of direction or track, will lower pantographs 75 feet before passing anchor bridge No. 83-H and keep them down until pantographs of all equipment in train have passed 75 feet beyond the anchor bridge.

When a ground develops on electric equipment, engineman must lower pantograph at once, clear the ground if possible and not raise pantograph until ground is located and cleared. If power is not shown when pantograph is raised after trouble has been cleared, engineman will notify train dispatcher that trouble has been cleared and train is ready to proceed.

A broken pantograph usually results from line trouble, and when it occurs the train must stop at the first communicating point and notify the train dispatcher.

When power is lost in the Electric Zone, enginemen on movements, on which there have been no grounds or other defects thought to be responsible for the loss of power, must proceed as follows:

1. Enginemen of freight, work, and other non-passenger extras will shut off immediately after losing power and, unless otherwise directed, will not open up until five minutes after power has been restored.

2. Enginemen of regular and extra passenger trains will shut off immediately and, unless otherwise directed, keep controller in one of the lower running notches for the first three minutes after power has been restored.

When a pantograph fouls the wire and cannot be cleared by air pressure or with long wooden pantograph pole from a safe location, engineman must notify the train dispatcher and await instructions.

Overhead wires must be considered energized unless known to be properly grounded by an employe assigned to do the work.

Before inserting or removing four point jumpers on multiple unit equipment, it must be known that power is off the power jumper line. On multiple unit equipment the power can be taken off this line by moving master controller reverse handle to the "off" position, or by lowering pantograph trolleys when on a.c. Before attempting to remove or insert four point jumpers between cars, employes must know that power is off this jumper line by using the method described.

On the Hell Gate Line on westbound trains hauled by a.c.-d.c. electric engines or EDER-5 engines, enginemen must know that third rail contact shoes are up before passing rake-off blocks located east of Woodside Avenue Bridge, Long Island City. On EDER-5 engines scheduled for third rail operation, enginemen must lower third rail shoes after engine has cleared the shoe rake-off blocks east of Woodside Avenue and must ascertain that all shoes are in the proper position before reaching the Phase Break. On eastward trains, enginemen must know that third rail contact shoes are up before passing rake-off blocks located east of Woodside Avenue Bridge, Long Island City.

Employes shall report promptly to the train dispatcher when deposit of ice or snow on contact trolley wire causes arcing at pantograph shoe. Engineman shall operate with two pantographs up when operation with one results in any loss of power on account of ice or snow on contact trolley wire.

De-energized but not grounded sections:

No. 3 track 2775 feet east of Harold, 295 feet between poles E-28 and E-30 (high wire in phase break).

No. 4 track, 4240 feet east of Harold, 295 feet between poles E-23 and E-25 (high wire in phase break).

In case of derailment of an electric engine or M.U. motor car in a.c. territory, both pantographs should be immediately lowered and a.c. circuit breaker opened. Both pantographs should be secured in the locked down position by grounding switches or grounding cables. Neither pantograph should be raised again unless two or more pairs of driving wheels are in normal contact with rail. In case of derailment of M.U. trailer car in a.c. territory, all pantographs on the train should be immediately lowered and a.c. circuit breakers opened. Neither pantograph on the motor car supplying power to the trailer car should be raised again unless one or more pairs of the trailer car wheels are in normal contact with the running rail or the 4-point bus line jumpers for the trailer car have been removed.

1167-A8 (Hudson Division)

USE OF THIRD RAIL CONTACT STICK

When the third rail contact shoes are under third rail, all parts being in normal operating condition and contact lost, power may be restored to the engine by use of the third rail contact stick.

Caution must be exercised to prevent injury or damage from the possible resulting arc.

1167-A9 (Hudson Division)

THIRD RAIL PORTABLE JUMPER MUST BE USED IN THE FOLLOWING MANNER:

Portable emergency jumpers will be used only in moving electric equipment when off third rail and in supplying power for pumping air, and must not be used to move trains when any contact shoes are in contact with third rail, except when authorized by power supervisor or train dispatcher. When jumper is to be used, notice must be given to enginemen who must operate, so as to safeguard men handling jumper and must shut off power immediately when requested.

Controller of car or engine must be in off position.

Jumper must be held manually first to the contact shoe, and then manually in contact with live third rail. Engineman must be notified when jumper is applied.

Jumper must not be removed until controller is in off position.

When removing jumper:

FIRST - Remove the jumper at third rail end.

SECOND - Remove the jumper at contact shoe end.

THIRD - End of jumper must not come in contact with running rail or ground rail until after both ends are clear of third rail and contact shoe.

Jumper must be removed before engine or car reaches live rail.

The movement must be made in a manner which will properly protect the safety of the employees holding the jumpers.

Phase Breaks

1167-A10 (New Jersey Division)

Location	Tracks	Catenary Br. or Signal Br.	Distance of Break
Main Line:	No. 1 and No. 2	W3.44	200 feet east of and 200 feet west of catenary pole W3.44

Position Light Phase Break Indicators 1167-A11 (New Jersey Division)

Location	Tracks	Location of Indicator	Distance to Indicator from Nearest Point of Recognition in the Direction of Traffic
Main Line: East of Portal	No. 1 (Eastward) No. 2 (Eastward)	Signal Bridge W38	1500 feet
East of Portal	No. 1 (Westward) No. 2 (Westward)	On ground mast 200 feet west of Signal W31 On catenary pole 230 feet west of Signal W31	2000 feet

Power Removal

1167-A12 (New Jersey Division) When necessary to have the power removed for the purpose of going to the roof of multiple unit equipment or electric engines, the engineman must personally arrange to have the power removed and to have the power restored; unless a Class "A" employe is in charge.

Removals or Application of Control Jumpers

1167-A13 (New Jersey Division) When necessary to remove or apply control jumpers between electric engines, all pantographs must be lowered. If not practicable, open generator switch, battery switch, and air compressor switch during time of insertion or removal of jumpers.

When two or more electric engines (except MU engines) are in use in multiple and electrical trouble develops in which it is necessary to haul one of the engines dead, the control jumpers must be removed from the defective engine to avoid damage which may result because of wiring defects.

Operation of (1) Multiple Unit Car

1167-A14 (New Jersey Division) Operation of one (1) multiple unit car is prohibited except when shifting. Before moving one (1) multiple unit car, the air brake and both hand brakes must be tested and known to be operative, except when one (1) multiple unit car is to be cut off from other cars for one (1) car operation, brake test must be made before uncoupling car. The engineman operating the car and the trainman accompanying him, must be stationed one at each end of the car and both must be prepared to control it with the hand brake in the event of failure of the air brake. These movements must not exceed a speed of 10 miles per hour.

This instruction does not apply to MU cars which are equipped with a special emergency brake system to permit single car operation at maximum speeds for MU trains.

In the operation of MU cars equipped with Special Emergency Brake System, an **EMERGENCY BRAKE SWITCH OR VALVE** is located in each engineman's operating compartment. Each device is stenciled **"EMERGENCY BRAKE."**

To operate this special emergency brake system, the emergency brake switch must be moved to the **"ON"** position, or on cars equipped with conductor's valve, the valve must be moved to the open position.

This system is to be used only in the event of failure of the regular air brake system. The switch or valve must normally remain in the **"OFF"** or **"CLOSED"** position.

When in single car operation the special emergency brake system on these cars must be tested from the operating end before each trip as follows:

With the brakes released, control plug inserted, and controller in "OFF" position, the emergency brake switch or valve must be moved to the "ON" or "OPEN" position, noting that the brakes apply immediately on both trucks. When the switch is placed in the "OFF" position or the conductor's valve is placed in the "CLOSED" position the brakes must release on both trucks. This test should immediately follow the normal initial terminal brake test, as prescribed in instruction 11-b of the 99-D-1, Brake and Train Air Signal Instructions.

In making shifting movements with single D.C. multiple unit cars a running brake test must be made immediately after movement is started.

Sleet Instructions

Examination of Pantographs – Passenger Service

1167-A15 During sleet storms pantographs of electric engines will be examined by maintenance forces on trains making schedule stops.

Position of Pantographs – Sleet Storms

1167-A16 (New Jersey Division) During sleet-forming weather, when multiple unit cars are laying in yards or terminals pantographs should be kept against the wires and heaters turned on in the car, so that the roof will be warm, with the blower motors shut down until the car is moved.

On short turn-around trains at outlying terminals, where no multiple unit car inspectors are on duty, the pantographs are not to be lowered during sleet storms when ice is forming on the pantograph for the purpose of making a pantograph test unless a drop order is in effect.

When practicable, multiple unit trains arriving at a terminal in making turn-around movements, the train shall be prepared as promptly as possible and pantographs lowered, unless special instructions prevent, or it is necessary to heat the train. The pantographs should not, under ordinary conditions, be raised more than 10 minutes before the train leaves.

Lowering and Raising Pantographs

1167-A17 (New Jersey Division) Pantographs must not be dropped – between west portal of North River Tunnels and east portal of East River Tunnels – Sub-1 and Sub-2 tracks under L.I.R.R. tracks east of F Interlocking Station – under low overhead structures, except in New York as follows:

On Tracks Nos. 2, 3, and 4 after requesting Power Director to open Sectionalizing Switch No. 6353.

Yard A.

West end and Yard E.

Pantographs must not be dropped until controller is in OFF position and control switches to blower motors, air compressors and heaters have been opened or it is known that trolley wire is deenergized.

There is no restriction on raising lowered pantographs in this territory.

Pantographs must be in down position at layover points except as outlined above or when required to be raised to make tests, heat cars, or to prepare them for movement.

Display of Heat Numerals

1167-A18 (New Jersey Division) Heat numeral signs 0-1-2-3 will be displayed at:

New York. Crew Dispatcher's Office
South Amboy. Yard Master's Office
County. Yard Master's Office

Trainmen must observe heat board to ascertain what heat numeral is in effect, after which they must check heat switches and know cars are heated to proper temperature.

The temperature of the first car in a multiple unit train averages several degrees warmer than the other cars due to the front door being kept closed; it is the duty of the train crews to reduce the amount of heat in this car whenever practical.

Detour of Trains Hauled by Electric Engines

1167-A19 (New Jersey Division) Trains hauled by electric engines, detoured via foreign lines or to tracks other than normal route, with diesel engines coupled ahead, will keep their pantographs against the wire until just prior to leaving the electrified territory in order to assist the diesel engine. Trains received from other regions or railroads in detour service, will immediately, upon reaching electrified territory, place their pantographs against the wire and assist in hauling of the trains, unless orders to the contrary are received.

1167-A20 (New Jersey Division) New Haven Region Engineers of electric engines are responsible for knowing that changeover switch is in AC position, DC pantograph locked down and third rail contact shoes in raised position clear of third rail and protection board.

Employees are prohibited from moving AC changeover switch from AC position.

1167-A21 (New Jersey Division) AC MU trains moving through the East River tunnels must have pantograph unlock (up button) button in and locked with pin provided for that purpose, before moving through East River Tunnels, to prevent pantographs from latching in the down position while moving under low wire. Pin must be removed after clearing tunnel.

1167-A22 (New Jersey Division) An electric engine which has been made dead enroute, in an eastward train destined New York, must be inspected and approved, per Instruction 14, page 14 of CT-290 by a class "A" employee, prior to being moved east of Hudson or through North River Tunnels.

If the dead engine cannot be approved by class "A" employee for movement through North River Tunnels or if such an employee cannot be secured in time to prevent delay to the train, dead engine must be set off at Hudson. When the electric engine is made dead enroute between Hudson and New York, it must not be moved through North River Tunnels until after engineman has complied with Instruction 14, page 14 of CT-290.

1167-A23 (New Jersey Division)

C.T.-290 ELECTRICAL OPERATING INSTRUCTIONS.

METROLINERS

1. Pantograph

Only one pantograph should be used for each pair of cars with the bus jumper in place. The arrangement of pantographs within each train must be symmetrical, i.e. pantograph raised on the first, third, and fifth cars or on the second, fourth, and sixth cars. If unable to comply with the foregoing or if an uneven number of cars are in the train, the maximum speed of the train must be reduced to 80 MPH.

2. Dead in Tow Movement

All operating trains must have the standard coupler adapter in place in the trailing and leading couplers. Intermediate cars in the train should carry the coupler adapter in its pocket at the AR corner of the car. Each car must carry the long air hose (required for dead movement) in the narrow crew locker.

3. Train Consist

No more than six cars can be operated in any one train. More than six cars will cause catenary power outages.

DC ELECTRICAL OPERATION

1167-B1 (New Jersey Division) Following tracks equipped for DC electrical operation:

MAIN TRACKS — Between:

Harold and west portals of North River tunnels.

YARD TRACKS:**SUNNYSIDE YARD:**

Sub. Tracks 1 and 3.

Long Island Connecting Track.

Lead Tracks 3 and 5 at Q.

Track 69.

No. 1 Engine House Track.

Hump Track.

Lead Track No. 6 at R to connection to Hump Track.

OTHER TRACKS:

No. 1 loop track between a point 3950 feet east of F and R.
Eastward Engine Track between Q and Sunnyside Engine House.

Pennsylvania Station, New York.

1167-B2 (New Jersey Division) When there is possibility of contact between DC electric engine or DC multiple unit cars and electric return circuit, as represented by running rail, being broken, third rail contact shoes must be removed from contact with third rail.

TRAIN DISPATCHERS**1201-A1 Location of Train Dispatchers — New York**

Train Dispatchers in charge as follows:

Hudson Division

Main Line: U to CP99 (Syracuse Div.)

Note: G.C.T. to U in charge of Tower Directors at A, B, C and U.

Branches:

Harlem Branch

Putnam Branch South

Hell Gate Line

Claverack Branch

Hudson River Connecting Railroad

West 30th Street Branch

Bay Ridge Branch

New Jersey Division

Main Line: A to Millham (Note — Harold to A in charge of Train Director at A).

Main Line: National Jct. to CP 132.

Branches:

P. and H.

Greenville

P.A. and W.

Jamesburg

Princeton

Catskill Mountain

Wallkill Valley

Secondary Tracks:

Amboy

Freehold

Hightstown

1201-A2 Train Dispatchers on Hudson Division will be in charge of movements on that part of the Main Line between Div. Post (Syracuse Div.) MP 140.5 and CP .99 (Syracuse Div.) MP 142.5.

Train Dispatchers on Hudson Div. will be in charge of movements on that part of the Harlem Branch between Div. Post (Springfield Div.) MP 125.0 and Chatham MP 125.5.

Train Dispatchers on Hudson Div. will be in charge of movements on that part of the HRCRR between Div. Post (Syracuse Div.) MP 8.4 and SM MP 8.5.

1204-A1 Referring to **Rule 204:** A copy of the train order for the engineman of each helping engine pushing the train need not be supplied. This applies whether engine is coupled directly ahead of or behind the cabin car.

SIGNAL RULES**1250-A1 Movement of Trains by Block Signal System Rules.**

Applies in Columns 1, 2, 3, 6, 7 and 8.

X—Indicates Rules in effect except as otherwise indicated.

Applies in Columns 4 and 5.

A — Indicates **Rules 305 to 316** inclusive, and **Rules 319 to 342** inclusive in effect.

P — Indicates **Rules 305 to 315** inclusive, and **Rules 317 to 342** inclusive, in effect.

Applies in Column 9 and 10

T — Indicates Automatic Train Stop Rules in effect.

C — Indicates Cab Signal Rules in effect.

Column 1 — Movement of Trains in the same direction by Block Signals.

Rules 251, 253 and 254.

Column 2 — Opposing and following movement of trains by Block Signals.

Rules 261, 262, 263 and 264.

Column 3 — Movement of trains on Secondary Tracks.

Rules 271, 272 and 273.

Column 4 — Manual Block Signal System.

Rules 305 to 342 inclusive.

Column 5 — Manual Block Signal System.

Rules 305 to 342 inclusive.

For movements against the current of traffic.

Column 6 — Traffic Control System.

Rules 450 to 462 inclusive.

Column 7 — Automatic Block Signal System

Rules 501 to 514 inclusive.

Column 8 — Automatic Block Signal System

Rules 501 to 514 inclusive.

For movement against the current of traffic.

Column 9 — Automatic Train Stop or Cab Signal with the Current of Traffic and on Single Track.

Rules 550 to 562 inclusive.

Column 10 — Automatic Train Stop or Cab Signal against the Current of Traffic.

Rules 550 to 562 Inclusive.

HUDSON DIVISION

BETWEEN	AND	TRACK	RULES IN EFFECT (See Column Description)										Note	
			Main Line	1	2	3	4	5	6	7	8	9		10
U	MO	1-2-3-4	X	X	X	
MO	Remote Int. SK	1-2	X	
MO	Remote Int. FH	3-4	X	
Remote Int. SK	Remote Int. FH	1-2	X	A	X	
Remote Int. FH	DV	1-2	X	
DV	CD	1-2-3	X	A	X	
DV	Remote Int. GD	4	X	A	X	
Remote Int. GD	MP 19.3	4	X	
MP 19.3	CD	4	X	A	X	
CD	CP 89	1-2	X	T	
CD	CP 40	4	X	T	

BETWEEN	AND	TRACK	RULES IN EFFECT (See Column Description)										Note
		Main Line	1	2	3	4	5	6	7	8	9	10	
CP 89	Remote Int. 94	3	X	T
CP 89	CP 126	1-2	X	A	X	T
CP 126	Div. Post Syracuse Division	Single	X	T
HARLEM BRANCH													
MO	Remote Int. VO	1-2-3-4	X	A	X
Remote Int. VO	NW	1-2	X
NW	Brewster	1-2	X	A	X
Brewster	MP 53.7	Single	X
MP 53.7	Div. Post Springfield Division	Single	A
HUDSON RIVER CONN. RR.													
Remote Int. 123	CP 3	3	X	A	X
Remote Int. 125	CP 3	4	X	A	X
CP 3	Div. Post Syracuse Division	Single	X
WEST 30th STREET BRANCH													
RS	DV	1-2	X	A	X
HELL GATE LINE													
Division Post (N.H. Div.)	Harold (L.I.R.R.)	1,2,3,4	X	A	X	C	D
BAY RIDGE BRANCH													
Pelham Bay (N.H. Div.)	Fremont	5,6	X	A	X
NEW JERSEY DIVISION													
National Jct. CP 05	Pershing Road CP 04	Single	X
Weehawken CP 03	Div. Post Syracuse Division	Single	X

NEW JERSEY DIVISION (Cont.)

BETWEEN	AND	TRACK	RULES IN EFFECT (See Column Description)										Note
			1	2	3	4	5	6	7	8	9	10	
		Main Line											
Harold	F	Main Line											
		1,2,3 and 4	*	X					X	X	C		
F	JO or C	1,2,3 and 4		X			A		X		C		A
A	Hudson	1 and 2		X					X	X	C	C	
Hudson	Dock	1		X					X	X	C		
Hudson	Elmora	2 and 3		X					X	X	C	C	
Dock	Hunter	4		X					X	X	C	C	
Dock	Hunter	1	X				A		X		C		
Hunter	Elmora	1 and 4	X				A		X		C		C
Elmora	Union	A,1,4, and B	X				A		X		C		
Elmora	Union	2 and 3		X					X	X	C	C	
Union	Millham	4	X				A		X		C		
Union	Millham	2 and 3		X					X	X	C	C	
Union	Lincoln	1	X				A		X		C		
Lincoln	Edison	1		X					X	X	C		
		Main Line											
Edison	Morris	1	X				A		X		C		
Lincoln	Edison	No. 0		X					X	X	C	C	
		Passaic and Harsimus Branch											
Waldo	Hack	1 and 2					P		X				
Hack	Kearny	1 and 2					P						
Kearny	WA5	1 and 2					P		X				
WA3	WA5	1 and 2					P						
		Green-ville Branch											
Bay	WA2	1 and 2					P		X				
WA2	WA6	1 and 2					P						
		Perth Amboy and Wood-bridge Br. 1 and 2											
Union	WC		X				A		X		C		
		James-burg Branch											
Midway	JG			X		P							
		Princeton Branch											
Nassau	KS					A							
Conn. Amboy Secondary Track		Free-hold Second-ary											
	End of Block				X	P							
SA	CQ	Amboy Second-ary			X				X				
CQ	JG				X	P							D
Conn. Amboy Secondary Track	End of Block (1380 feet west of K)	Hights-town Second-ary			X	P							

NOTES:

- A—In the application of **Rule 334**, where **Rule 261** is in effect, fixed signals and not hand signals used at F to indicate condition of the block on No. 1 and No. 3 tracks for westward trains also at JO and C to indicate condition of the block on No. 2 and No. 4 tracks for eastward trains.
- B—Cab signals with the current of traffic rules 550 to 562 inclusive, in effect only between a point 3100 ft. east of signal N.Y. 3.73 to Harold on No. 3 track and between Harold and signal N.Y. 3.74 on No. 4 track.
- C—LANE Block and Interlocking Station will not control movements on Track No. 1. When making movements against current of traffic on Track No. 1, Block extends Hunter to Elmora.
- D—Referring to **Rule 271**, extra trains, except passenger extras, may proceed on fixed signal indication in lieu of verbal permission at JG.

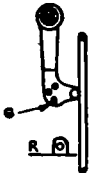
1280-A (Hudson Division)**Hell Gate Line and Bay Ridge Branch**

Signal aspects not in conformity with the typical aspects, in Service:

At an interlocking where the Low home signal and a two unit High home signal govern the movement in the same direction on the same track, the Low home signal is to be considered the bottom unit of a three unit color light Aspect.

In the application of Rules 281 to 288 and 290 to 297, inclusive the position, color or shape of a semaphore blade does not modify or qualify the signal indication except;

Where ABS Rules are in effect and the color of a light unit is not visible, a vertical position of the blade may be considered to indicate green for that unit and a diagonal position of the blade may be considered to indicate yellow for that unit.

(New Jersey Division)

INDICATION — Proceed.
NAME — Clear.

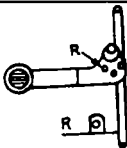
SMASH BOARD SIGNALS

Vertical — Movable Bridge set for traffic.

Horizontal — Movable Bridge not set for traffic.

(Smash Boards may or may not have lights. When equipped with lights they will indicate as shown.)

NOTE—New Jersey Division Smash Boards do not have lights.



INDICATION — Stop.
NAME — Stop-Signal.



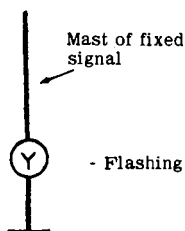
INDICATION — Stop.
NAME — Stop-Signal.

In service between the western limits of A and KN Interlockings and the eastern limits of C and JO Interlockings.

NOTE — Signals W-04 on tracks 1X and 2X are Automatic Signals with most restrictive indication Stop and Proceed.



NOTE — To apply to trains governed by fixed signal under which located.



INDICATION — Orders.
NAME — Train-order.

1280-A1 (New Jersey Division) Duplicate Signals are located on left side of track at:

- Signal 4E11 Track 4 East River Tunnel
- Signal 4E25 Track 4 East River Tunnel
- Signal 2E21 Track 2 East River Tunnel

At A, JO, KN, C, R and Q Interlockings when a train extends beyond first home signal or stops after passing same, train must not move until either Engineman or a member of the crew has observed signal and has verbally notified the Engineman immediately prior to moving, that signal is in passing position.

After passing signals 2E-05 and 4E-05 displaying Approach-medium indication, the cab signal will change to Approach indication within ten seconds.

When Signal P-80 on Passaic and Harsimus Branch indicates "Stop then Proceed at Restricted Speed," train will contact Kearny before proceeding.

SLIDE PROTECTON

1296-A1 Slide detectors in service

Hudson Division

Main Line

FH-DV Rock Cut.

If either track is not in condition for movement of train at normal speed the wire on either side of track must be broken promptly to cause signals at FH and DV to indicate "Stop"

PEEKSKILL — MANITOU

If any track is not in condition for movement of trains at normal speed, knife switches in white boxes, must be opened promptly to cause automatic signals to indicate "Stop then proceed at Restricted speed".

GERMANTOWN

LOCATION	SIGNALS	AFFECTED
West of Germantown	10521	10612
West of Germantown	10621	10732
West of Germantown	10731	10822
West of Hudson	11941	11952 12192
East of MP 130.4	126W	128E
East of MP 130.4	128W	130E

When slide or rock comes in contact with fence, signals referred to above will indicate "Stop then proceed at Restricted speed".

Enginemen finding any of the above signals displaying such indication will be governed by the rule, and in addition, will look for obstruction on their track as well as for obstruction on opposite track, reporting from nearest communicating station, conditions noted.

West 30th Street Branch

FORT WASHINGTON CUT MP 2.0 - MP 3.0

If either track is not in condition for movement of trains at normal speed, the wire on Track No. 2 side must be broken promptly to cause automatic signals to indicate "Stop, then proceed at Restricted speed."

New Jersey Division

Main Line (National Jct. to CP 132)

WEST POINT TUNNEL

If track is not in condition for movement of trains at normal speed, the wire on side of track must be broken promptly to cause automatic signals to indicate "Stop" or "Stop, then proceed at restricted speed" as case may be.

TARGET HILL

Dwarf signals west of West Point Tunnel, east and west of land slide area will display **Rule 290**, Fig. B-3 and **Rule 292**, Fig. B-4, but do not supersede present automatic block signal indications except as follows: If dwarf signal displays **Rule 292**, train will stop and a member of crew will inspect land slide area to determine if it is safe to proceed.

JONES POINT.

Slide detector fences are located along south side of main track, 2640 feet east and 528 feet west of Mile Post 40. When slide or rock come in contact with fence, all westward automatic signals east of Slide, starting with Signal 37-W and all eastward automatic signals west of Slide, starting with Signal 51-E will indicate "Stop, then proceed at Restricted speed". In addition eastward signal at CP 53 and westward signal at CP 35 will indicate "Stop".

ROSETON

Slide detector fences are located along south side of Main Track, 2640 feet east of Mile Post 60 to Mile Post 59, East of Roseton, also from a point 741 feet East of Mile Post 63, West of Roseton to a point 1092 feet east and from a point 1092 feet west of Mile Post 64, West of Roseton, to Mile Post 64.

When slide or rock come in contact with fence, all eastward automatic signals west of slide starting with Signal 64-E, and all westward automatic signals east of slide starting with Signal 58-W will indicate "Stop, then proceed at Restricted speed". In addition Eastward Signal at CP 66 east of Milton and Westward Signal at CP 55 east of Newburgh will indicate "Stop".

MARLBOROUGH

Slide detector fence is located along south side of main track, 1300 feet east of Mile Post 66 to 2100 feet east of Mile Post 66, and also from a point 450 feet east of Mile Post 67 to 3200 feet east of Mile Post 67. When slide or rock come in contact with fence, all westward automatic signals east of slide starting with Signal 58-W will indicate "Stop, then proceed at Restricted speed." In addition eastward Signal at CP 66 east of Milton and westward Signal at CP 55 east of Newburgh will indicate "Stop."

MILTON

Slide detector fences are located along south side of main track 1760 feet west of Mile Post 67, east of Milton and just east of Mile Post 69, 1760 feet west of Milton. When slide or rock come in contact with fence, westward signal at CP 66 and eastward signal at CP 69 will indicate "Stop".

HIGHLAND

Slide detector fences located east of Highland, along south side of main track extend from a point 117 feet east of Mile Post 70, to a point 977 feet west of same, also from a point 1874 feet west of Mile Post 70, to a point 4071 feet west of same, also along south side of main track between Mile Post 73 and 76.4, between Highland and West Park.

When slide or rock come in contact with fence, all eastward automatic signals west of slide, starting with Signal 85-E and all westward automatic signals east of slide starting with Signal 71-W will indicate "Stop, then proceed at Restricted speed". In addition, eastward Signal at CP 87 east of Kingston, and westward Signal at CP 69 west of Milton will indicate "Stop".

Enginemen finding any of the above signals at Jones Point, Roseton, Marlborough, Milton or Highland, giving such indication, will be governed as per rule looking for obstruction on track, reporting from nearest communicating station, conditions noted.

Hand-operated Switches where Trains or Engines must not clear.

1327-B1 (New Jersey Division) At the following locations, trains or engines are prohibited from clearing main track:

Track	Location	Switch
Jamesburg Branch	2500 feet east of Midway	Set off track
Jamesburg Branch	Dayton	Dayton Fertilizer Company track
Jamesburg Branch	15,054 feet east of Midway	Sefton Fibre Can track
Jamesburg Branch	15,895 feet east of Midway	Victor Steel Products Corp. track
Jamesburg Branch	10,860 feet west of JG	Phelps Dodge and United Cork Co. track
Jamesburg Branch	6980 feet east of Dayton	Stauffer Chemical Co. track
Jamesburg Branch	6000 feet east of Dayton	Grisco Co. track
Jamesburg Branch	330 Ft. West of MP 3	Seaside Industries

Facing Hand-operated Switches connected with Manual Block Signal

1331-A1 (New Jersey Division) A train or engine receiving train order to pass a Manual Block Signal which cannot be cleared where facing hand-operated switches are connected with the signal, must be advised of the condition of the block ahead, and train or engine must approach such switches prepared to stop short of switches not properly lined.

1513-A1 (Hudson Division) Rule 513 will be in effect in ABS and TCS territory and will also apply when entering the Controlled Siding from No. 5 track at Poughkeepsie. **Rule 504** will not apply on Hudson Division nor on New Jersey Division (National Jct. to CP 132).

CAB SIGNALS

1550-A1 (New Jersey Division) In the application of Rule 550 trains operated through cab signal territories on the following routes may be dispatched without making additional tests of the cab signal apparatus providing the test is made before such units leave their initial terminal at the commencement of each twenty-four hour period of operation:

Between

And

New York, N.Y. Hudson, Rahway and Monmouth Park Race Track.

1550-A2 (New Jersey Division) Testing sections, in addition to those at terminals, located:

South Amboy Junction — Amboy Secondary Track.

Between 1100 feet west of SA and 100 feet west thereof.

Union —

Eastward Connecting Track Perth Amboy and Woodbridge Branch from a point 135 feet west to a point 255 feet west of eastward home signal.

Newark —

South Broad Street yard, wire train storage track.

County —

West End No. 3 MU track.

East End No. 1 MU track.

Jersey Ave. —

East End of station platform.

Waverly —

No. 6 Enginehouse Track.

Arsenal Running Track —

Opposite Yardmaster's office at Ford Yard.

Pennsylvania Station, New York —

East end of tracks Nos. 5 to 21, inclusive, except 9 and 10 (L.I.R.R.)

East end of tracks Nos. 9, 10, 13 and 14 (Penn Central).

West end of tracks Nos. 1 to 18, inclusive, and track 5, Yard A.

1550-A7 (New Jersey Division) Between WC and Hudson: C.N.J. and Reading engines will be permitted to operate when equipped with color light cab signals in operative condition and will be governed by Penn Central cab signal rules and speed definitions.

1552-A1 Automatic Train Stop acknowledging whistle or gong. In the application of the last sentence of **Rule 552**, the sounding of the whistle on U S & S automatic train stop equipment does not authorize the engineman to resume normal speed. On engines equipped with U S & S automatic train stop, the sounding of the whistle does not indicate that the way-side signal has been properly acknowledged.

1553-B1 (New Jersey Division) Cab Signal Automatic Train Stop System for AC type MU trains operating over movable bridges within the State of New Jersey, in service.

All AC type MU trains operated over movable bridges in the State of New Jersey must be dispatched from original terminal with the leading car so equipped.

The Cab Signal Automatic Train Stop System is supplemental to, and augments the existing Cab Signal apparatus on these cars so that when the Cab Signal changes to a less favorable indication, acknowledgment must be made within six (6) seconds in order to forestall an automatic train stop application which would result in an emergency application of the brakes and removal of power from the traction motors.

Test of the Train Stop equipment must be made when Cab Signal is tested.

1555-A1 (New Jersey Division) Following exceptions authorized for trains and engines not equipped with cab signals:

- (a) Wire, work and wreck trains and ballast cleaners to and from work.
- (b) Engines or rail motor cars moving to and from shops.
- (c) Engines used in switching and transfer service (yard and runner engines) with or without cars, not exceeding 20 miles per hour, between:
 - Hudson and Lane
 - Lane and Union,
 - Union and WC,
 - Union and County
- (d) Trains and engines from connecting regions or railroads (in emergencies).

1555-B1 (New Jersey Division) Long Island Railroad

trains equipped with Automatic Speed Control in operative condition for the direction they are to move will be considered as meeting the requirements of the Rules in the same manner as if they were equipped with cab signals.

If Automatic Speed Control fails, it will be cut out and the movement will proceed governed by fixed signal indications but not exceeding 40 miles per hour. In such cases crews are relieved from reporting the failure at the next point of communication; eastward trains will proceed to Harold and report to operator and westward trains will report failure to train-director at A (Extension 3100) on arrival at New York.

1555-B2 (New Jersey Division) Except where **Rule 261** is in effect, C.N.J. engines equipped with speed control operating against the current of traffic and cab signal indicator changes to restricting will not proceed until the following action is taken:

Stop train, darken cab signal indicator by operating "Standing Cutout" switch located under cab. When train is diverted back with the current of traffic, cab signal indicator will automatically return to normal.

INTERLOCKING

1605-A1 (Hudson Division)

Rules 605 to 670 inclusive in effect between.

CR and HM on No. 1, 2, 3, and 4 Tracks

HM and CD on No. 1, 2, 3, and 4 Tracks

OW and Philipse Manor on No. 4 Track

1611-A1 (Hudson Division)

In automatic block signal territory normal position of interlocking signals for main track movement will be stop, except at:

OW

CR

NK

Special Instruction Governing Operation of Signals and Interlockings (CT-405)

1616-A1 (New Jersey Division) Employees governed by C.T. 405 must assure themselves that no lever of the interlocking in their charge controlling a switch over which the tubular train equipment is routed, will be operated until they know the entire train is clear of the involved switch. Where practicable, blocking devices must be used for this purpose.

1638-A1 (New Jersey Division)

At interlockings in the State of New Jersey when conditions cause rails to be rusted, a sign "Rusted Rail" will be placed. Trains or engines will not pass this sign until permission has been obtained from train dispatcher and there is a complete understanding regarding the moves to be made.

INTERLOCKINGS - TRACK CIRCUITS WHICH MAY NOT SHUNT

(State of New Jersey)

1638-A2 (New Jersey Division) Sections of track within interlockings with track circuits which may not shunt due to rusted rail are indicated by yellow reflectorized markers displaying a black letter "R". These markers are located at the side of the track adjacent to the switch or the signal governing the route which may not shunt.

A member of the crew which has switching to perform within an interlocking must, before entering the interlocking, communicate with the operator and inform him of the movements to be made and request information as to the existence of rusted rail or other abnormal conditions affecting such movements. The operator must furnish to the crew member information as to such locations which may not shunt and require that a member of the crew report to him when the movement is completed. A movement is completed when it is beyond the opposing home signal.

When a train other than a through movement is routed to clear a main track over a power-operated switch within an interlocking, and such movement is to be made over a rusted rail or other abnormal rail condition which is indicated by a reflectorized marker, a member of the crew must report the train movement completed to the operator. If such condition is not indicated by a reflectorized marker, the operator must, before permitting such movement to be made, inform a member of the train crew of such condition and require that a report be made to him when the movement is completed.

Train crews on through movements on main tracks within an interlocking are not required to report the movement completed unless such a report is requested by the operator.

These instructions do not apply to train or engine crews of trains making normal station stops within interlockings or to work trains or other equipment engaged in maintenance work on track which they have been given the exclusive right to use.

Instruction 11, C.T. 405, "Special Instructions Governing Operation of Signals and Interlockings," is amended: (a) to require the installation of reflectorized markers indicating sections of track within interlockings with track circuits which may not shunt due to rusted rail; and (b) to eliminate reliance by the operator on his visual observation to determine that the movement is completed.

RADIO AND TELEPHONE SYSTEMS

1701-A1 (New Jersey Division) New light-weight streamlined Pullman cars are equipped with telephone, radio and train line connectors which are connected and disconnected by Pullman employees.

If necessary to part these cars, care must be exercised to see that connectors have been removed before cars are separated.

1703-A1 (Hudson Division) Radio Transmission is prohibited on the West 30th Street Branch between MP 4.0 and MP 5.0.

RADIOS LOCATED AT OTHER THAN BLOCK STATIONS

1704-A1 (Hudson Division)

ROAD TRAIN RADIO SERVICE

Hudson train dispatcher Road 1
 Croton Yard Office Road 2
 Harmon Yard Office Road 2

(Harlem Branch)

ROAD TRAIN RADIO SERVICE

Harlem train dispatcher Road 1

New Jersey Division

New York Movement Office, Newark Road-1

Meadows-Harsimus Cove Areas:

No. 1 Yard Office Yard-2
 No. 10 Yard Office Yard-2
 Asst. Yardmasters-Truc-Train Yard-2
 Green Street Yard-2
 Car Inspector-Truc-Train Yard-2

Greenville Area:

Eastbound Hump Yard Office Yard-1
 Asst. Yardmasters-Eastbound Hump Yard-1
 Westbound Hump Yard-1
 Covered Pier Yard-1

Waverly Area:

Waverly 4 Yard-3
 Waverly 5 Yard-3
 Port Newark Office Yard-3
 Linden Yard Office Yard-3

South Amboy Area:

South Amboy Yard Office Yard-2
 Asst. Yardmasters-Metuchen Yard-2
 Asst. Yardmasters-New Brunswick Yard-2

ROAD TRAIN RADIO SERVICE

Train dispatcher (N.Y. 466 Lex. Ave.) Road 1
 General Yardmaster's office Weehawken Road 2

YARD AND TERMINAL RADIO SERVICE

General Yardmaster's Office Weehawken

1719-A2 (New Jersey Division) Telephones in East and North River Tunnels equipped with loud ringing bells at and between telephones.

Persons who wish to communicate with any person in tunnels should call central and state to the operator the person wanted and in which tunnel they are located.

Calls are as follows:

Telephone Exchange 1 long
 Trainmen and Emergency Call 2 short
 Trackmen 3 short
 Telegraph and Telephone Repairmen 4 short
 Signal Maintainer 1 long 1 short
 Electric Traction Employees 1 long 2 short

Hudson Division

Telephones are at the following locations in Park Avenue Tunnel.

Location	Type of Telephone & Number
59th St. East Side	Dial 2812
59th St. West Side	Dial 3052
67th St.	Dial 3053
72nd St. East Side	Dial 2810
86th St. East Side	Dial 3054
86th St. West Side	Dial 3055
95th St.	Dial 3056

COMPANY TELEPHONES
(Hudson and New Jersey Divisions)

Dial From	To	Company Telephone		Commercial Telephone	
		Chief Train Dispatcher	Power Supervisor	Chief Train Dispatcher	Power Supervisor
G.C.T. to 127th St.		2383	2221	340-2383	340-2221
		2384	2222	340-2384	340-2222
		2385		340-2385	340-2222
127th St. to Crestwood		12383	12221	340-2383	340-2221
		12384	12222	340-2384	340-2222
		12385		340-2385	
Scarsdale to White Plains No. Sta.		012383	012221	212-340-2383	212-340-2221
		012384	012222	212-340-2384	212-340-2222
		012385		212-340-2385	212-340-2222
MO to Tarrytown		12383	12221	340-2383	340-2221
		12384	12222	340-2384	340-2222
		12385		340-2385	
Ossining to Croton No. Sta.		02383	02221	212-340-2383	212-340-2221
		02384	02222	212-340-2384	212-340-2222
		02385		212-340-2385	
West 29th St. to West 60th St.		82383	82221	340-2383	340-2221
		82384	82222	340-2384	340-2222
		82385		340-2385	
West 60th St. to DV including Crew Cabin 145th St.		52383	52221	340-2383	340-2221
		52384	52222	340-2384	340-2222
		52385		340-2385	

MOVEMENT OF TRACK CARS

1801-A1 (Hudson Division)

Main Line

In the application of **Rules 801 to 829** between U and High Bridge the term, Track Car, applies to anyone working on the track with or without mechanized equipment except when working within Interlocking Limits.

Harlem Branch

In the application of **Rules 801 to 829**, between MO and Botanical Gardens, the term, Track Car, applies to anyone working on the track with or without mechanized equipment except when working within Interlocking Limits.

EMPLOYEE QUALIFICATION

Home Div. Name Occupation Date Promoted

QUALIFIED FOR SERVICE		DATE QUALIFIED	DATE OF LAST EXAMINATION
DIVISION	PORTION		TIMETABLE
			AIR BRAKE
			BOOK OF RULES
			PHYSICAL
			<input type="checkbox"/> REG. <input type="checkbox"/> SPECIAL

EMPLOYEE QUALIFICATION

Home Div. Name Occupation Date Promoted

QUALIFIED FOR SERVICE		DATE QUALIFIED	DATE OF LAST EXAMINATION
DIVISION	PORTION		TIMETABLE
			AIR BRAKE
			BOOK OF RULES
			PHYSICAL
			<input type="checkbox"/> REG. <input type="checkbox"/> SPECIAL

ALL DIVISIONS

SAFETY CALENDAR

Train, Engine and Other Transportation Employees

A Safe day is a Pay day.

Accident prevention starts by knowing, understanding and obeying the Safety Rule, let it be your guide each and every day.

Date	October	Nov.	Dec.	January	February	March	April
1	1001(a)	1000(a)	1000(b)	1000(a)	1000(b)	1011(a)	1101
2	1003(b)	1000(b)	1001(a)	1000(b)	1000(a)	1001(d)	1100(a)
3	1155(d)	1175(g)	1153(b)	1105(i)	1175(j)	1176(h)	1000(b)
4	1009	1150(b)	1111(f)	1013(c)	1010(a)	1050	1152(b)
5	1175(l)	1152(e)	1017	1175(e)	1208	1154(b)	1103(m)
6	1115	1052(c)	1004	1111(a)	1002(c)	1003(a)	1051(g)
7	1102(c)	1111(b)	1154(a)	1010(c)	1152(d)	1118	1111(i)
8	1155(a)	1150(c)	1114(c)	1105(c)	1121	1222	1176(i)
9	1126(b)	1112(a)	1006	1005	1213	1218	1156(a)
10	1021	1175(c)	1102(a)	1175(a)	1204(a)	1117(c)	1110
11	1103(m)	1112(b)	1151	1156(e)	1021	1103(d)	1052(g)
12	1202(a)	1025	1111(c)	1014(g)	1114(a)	1221(b)	1125
13	1109	1105(f)	1156(c)	1206	1109	1124	1100(i)
14	1211(a)	1155(a)	1020(a)	1150(a)	1014(a)	1175(k)	1175(d)
15	1152(f)	1111(d)	1152(a)	1103(h)	1126(b)	1207	1004
16	1206	1051(e)	1103(c)	1006	1201(d)	1152(f)	1155(c)
17	1016	1105(b)	1003(d)	1155(d)	1012	1153(a)	1201(c)
18	1153(b)	1112(c)	1100(f)	1052(d)	1122(b)	1008(c)	1150(c)
19	1111(j)	1010(b)	1052(k)	1105(e)	1111(g)	1052(b)	1119(a)
20	1014(c)	1210	1014(f)	1009	1107	1018(c)	1105(a)
21	1203(b)	1013(b)	1051(c)	1201(e)	1151	1100(d)	1175(e)
22	1121	1205(d)	1115	1014(c)	1115	1216(f)	1016
23	1176(l)	1002(b)	1014(a)	1202(a)	1176(e)	1176(k)	1205(e)
24	1052(j)	1152(c)	1053	1102(c)	1015	1203(a)	1214
25	1020(a)	1215	1216(b)	1007	1200	1223	1020(h)
26	1122(c)	1012	1007	1127	1202(d)	1106	1176(c)
27	1207	1202(a)	1201(b)	1123(a)	1114(b)	1110	1226
28	1052(d)	1225(c)	1220	1103(i)	1013(a)	1024(a)	1102(a)
29	1113	1205(a)	1216(a)	1216(d)		1052(j)	1224
30	1008(b)	1176(d)	1018(a)	1219		1105(d)	1211(b)
31	1128(d)		1022(a)	1214		1006	

SAFETY CALENDAR

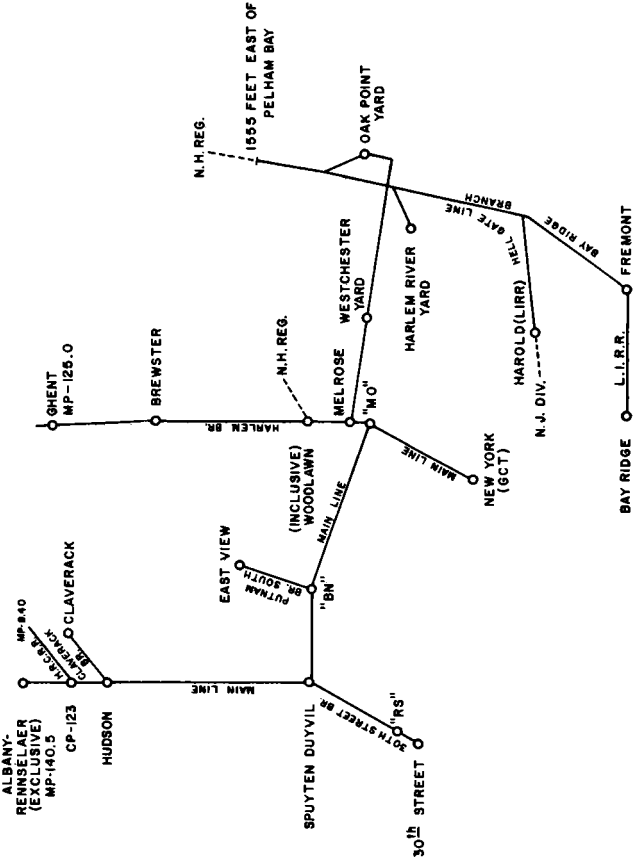
Train, Engine and Other Transportation Employees

A Safe day is a Pay day

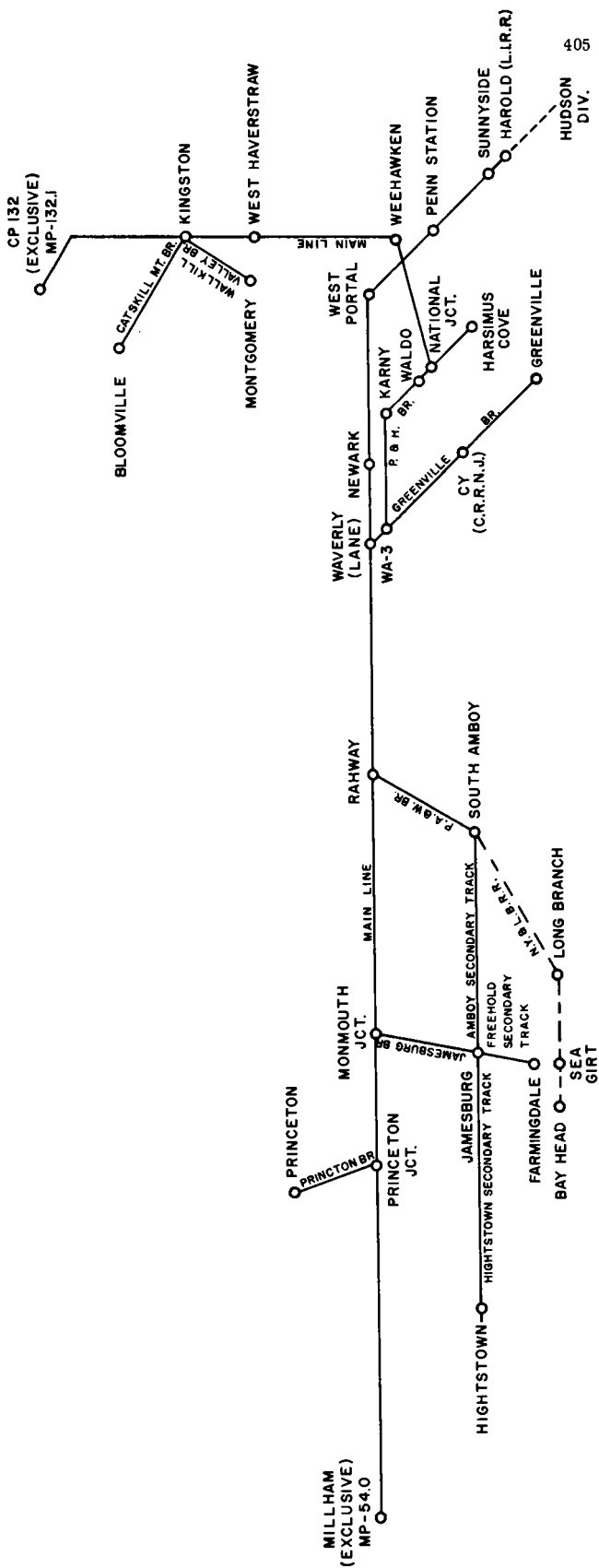
Accident prevention starts by knowing, understanding and obeying the Safety Rule, let it be your guide each and every day.

Date	April	May	June	July	Aug.	Sept.	Oct.
1	1101	1001(c)	1001(d)	1003(a)	1000(a)	1002(d)	1001(a)
2	1100(a)	1010(b)	1109	1001(a)	1004	1000(b)	1003(b)
3	1000(b)	1123(c)	1012	1100(a)	1003(d)	1111(a)	1155(d)
4	1152(b)	1216(e)	1176(p)	1050	1175(j)	1152(e)	1009
5	1103(m)	1051(b)	1112(a)	1204(a)	1017	1008(c)	1175(l)
6	1051(g)	1201(a)	1011(b)	1176(c)	1128 M	1100(b)	1115
7	1111(i)	1052(k)	1125	1002(d)	1105(g)	1018(c)	1102(c)
8	1176(i)	1102(a)	1105(a)	1106	1127	1019	1155(a)
9	1156(a)	1175(d)	1010(c)	1025	1112(b)	1176(k)	1126(b)
10	1110	1002(b)	1152(b)	1122(b)	1052(i)	1006	1021
11	1052(g)	1176(a)	1128 C	1014(a)	1156(e)	1219	1103(m)
12	1125	1111(a)	1175(e)	1102(c)	1100(g)	1002(f)	1202(a)
13	1100(i)	1017	1011(p)	1200	1012	1007	1109
14	1175(d)	1152(a)	1051(d)	1150(c)	1152(d)	1100(k)	1211(a)
15	1004	1013(a)	1176(b)	1175(g)	1205(d)	1221(b)	1152(f)
16	1155(c)	1127	1111(d)	1000(b)	1111(b)	1013(a)	1206
17	1201(c)	1014(c)	1006	1014(g)	1176(e)	1207	1016
18	1150(c)	1105(e)	1115	1154(b)	1216(a)	1106	1153(b)
19	1119(a)	1024(b)	1018(a)	1103(c)	1010(d)	1000(a)	1111(j)
20	1105(a)	1175(m)	1003(d)	1007	1119(c)	1175(k)	1014(c)
21	1175(e)	1052(b)	1021	1013(b)	1223	1005	1203(b)
22	1016	1019	1156(c)	1211(b)	1155(c)	1216(b)	1121
23	1205(e)	1153(a)	1009	1105(d)	1203(c)	1051(e)	1176(l)
24	1214	1010(a)	1052(e)	1022(a)	1115	1176(m)	1052(j)
25	1020(h)	1119(a)	1206	1111(c)	1015	1214	1020(a)
26	1176(c)	1154(a)	1017	1152(c)	1176(i)	1011(a)	1122(c)
27	1226	1015	1207	1216(f)	1105(c)	1116(a)	1207
28	1102(a)	1004	1105(b)	1222	1121	1022(a)	1052(d)
29	1224	1176(h)	1214	1050	1109	1114(a)	1113
30	1211(b)	1203(a)	1156(a)	1127	1202(d)	1150(b)	1008(b)
31		1107		1217	1117(a)		1128 D

HUDSON DIVISION



NEW JERSEY DIVISION



**PENN CENTRAL
NEW YORK REGION**

New York, N.Y., October 15, 1969

GENERAL ORDER No. 401

Effective 4.01 A.M., Sunday, October 26, 1969

Applies in All Divisions

(a) TIMETABLE NO. 4 IN EFFECT

This timetable is a joint Hudson-New Jersey Division timetable. It contains the necessary instructions issued in New York Region general orders up to and including General Order 312.

Each employe must examine each page of Timetable No. 4 to see that his copy is complete, pages properly lined up, and note changes.

General Orders will be numbered consecutively regardless of division in which they apply.

(b) RULES FOR CONDUCTING TRANSPORTATION

Rules for Conducting Transportation, effective April 28, 1968, revised in part as follows:

Revision of April 1, 1969—

Signature on Page iii.

**(c) SPECIAL INSTRUCTIONS GOVERNING
OPERATION OF SIGNALS AND INTERLOCKINGS**

Special Instructions Governing Operation of Signals and Interlockings, revised in part as follows:

Revision of April 1, 1969—

Signature on Page 1.

(d) TIMETABLE AUTHORITY

In the application of Rule 75:

General Orders will be issued by authority and over the signature of the General Superintendent—Transportation.

Bulletin Orders will be issued by authority and over the signature of the Division Superintendent.

General Notices will be issued by authority and over the signature of the Division Superintendent.

(e) BRAKE AND TRAIN AIR SIGNAL INSTRUCTIONS

Penn Central EC-99—Brake and Train Air Signal Instructions, effective March 1969, revised in part as follows:

Revision of June 1, 1969—

Signature on Notice page.

(f) RULES FOR CONDUCTING TRANSPORTATION

Book of Rules.

In the use of Blank Forms as prescribed in the Penn Central Rules for Conducting Transportation; applicable forms of the former Pennsylvania Railroad and applicable forms of the former New York Central System may be used.

Applies in New Jersey Division

(g) ELECTRICAL OPERATION

Main Line.

Hunter—Lane.

AC electrical operating facilities on No. 5 Running track of no assigned direction 1150 feet west of westward limit of Hunter Interlocking and Lane, temporarily out of service, account of construction work.

Special Instruction 1167-A5, page 376 changed.

(h) GREENVILLE BRANCH

WA-6—WA-2.

(Temporary Speed Restriction).

Trains and engines on No. 1 track must not exceed a speed of 10 miles per hour between WA-6 and WA-2 account of track conditions.

Special Instruction 1157-F1, page 352 changed.

(i) AMBOY SECONDARY TRACK

No. 1 Running Track.

OB—East End.

(Temporary Speed Restriction)

Trains and engines on No. 1 Running Track must not exceed 10 mph between OB and East End, account track conditions.

Special Instruction 1157-F1, page 352 changed.

(j) AMBOY SECONDARY TRACK

DEEP CUT—EAST END

(Temporary Speed Restriction)

Trains and Engines on Secondary Track must not exceed 10 miles per hour between mile post 4 and Deep Cut, account track conditions.

Special Instruction 1157-F1, page 352, changed.

(k) SPECIAL INSTRUCTIONS GOVERNING OPERATION OF PASSENGER EQUIPMENT AUTHORIZED TO OPERATE AT SPEEDS IN EXCESS OF 80 MILES PER HOUR—CT4301

The following cars added to lists CT4301:

P.R.R. cars that may operate up to 100 MPH.

Type	AAR Designation	PRR Class	Number
Diner	DA	D85	4525 and 4526, page 1.
Seaboard Coast Line railroad cars that may operate up to 100 MPH.			
Type	Name or Number		
Coach	5451 to 5480 incl., page 7.		
Norfolk and Western Railway Co. cars that may operate up to 100 MPH.			
Type	Name or Number		
Business Cars	100, 101, 102, 103, 105, 200, 300 (Roanoke), 400 (The Exporter), 500 (Claytor Lake) and 600		

Atchison, Topeka and Santa Fe Railway Co. cars that may operate up to 100 MPH.

Type Name or Number

Business Cars Atchison, Topeka, Santa Fe and Mountainair

Lehigh Valley R.R. Co. cars that may operate up to 100 MPH.

Type Name or Number

Business Car 353

Type	AAR Designation	PRR Class	Former PRR Number	Penn Central Number
Coach	PB	P85N	1400 to 1424, incl.	1400 to 1424, incl.
Coach	PB	P85M	1480 to 1488, incl.	1480 to 1488, incl.
Coach	PB	P85M	1489 to 1499, incl.	3231 to 3241, incl.
Coach	PB	P85L	1500 to 1547, incl.	1500 to 1547, incl.
Coach	PB	P85L	1548 and 1549	3242 and 3243
Coach	PB	P85H	1568 to 1599, incl.	1568 to 1599, incl.
Coach	PB	P70FBR	1612 to 1733, incl.	1612 to 1733, incl.
Coach	PB	P70FBR	1734	4692
Coach	PB	P70FBR	1735 to 1765, incl.	1735 to 1765, incl.
Coach	PB	P70FBA	3601 to 3621, incl.	3701 to 3721, incl.
Coach	PB	P70FBD	3644 to 3650, incl.	3244 to 3250, incl.
Coach	PB	P85F	4043 and 4044	4043 and 4044
Coach	PB	P85D	4046 to 4057, incl.	4046 to 4057, incl.
Coach	PB	P85E	4058 to 4067, incl.	4058 to 4067, incl.
Diner	DA	D78	4467 to 4499, incl.	4467 to 4499, incl.
Diner	DA	D85	4519 to 4526, incl.	4519 to 4526, incl.
Diner	DA	D85	4600 to 4627, incl.	4600 to 4627, incl.
Parlor	PO	POC85	7126 to 7129, incl.	7126 to 7129, incl.
Parlor	PC	PP85	7130 to 7147, incl.	7130 to 7147, incl.
Parlor	PS	PS13L	7148 to 7155, incl.	7148 to 7155, incl.
Power Car	DKP	HP53	9600	3500
Coach	PB	P85K	9601 to 9600, incl.	3501 to 3507, incl.

PRR and NYC Business cars are being redesignated Penn Central and numbered as follows:

Former PRR Number	Former NYC Number	Penn Central Number
1000		1
	1	2
	3	3
	5	5
90		8
	9	9
	11	11
120		14
180		15
7504		17
7507		18
	20	20

Applies in Hudson Division

**(1) TRACK ASSIGNMENTS—TWO OR MORE TRACKS
BAY RIDGE BRANCH
OAK—FREMONT**

No. 6 track between Oak and Fremont out of service for movement of trains and engines, but may be used for movement of Track Motor Cars.

Between Fremont and a point one mile east of Fremont, No. 6 track may be used for the storage of cars.

Special Instruction 1151-B1, page 324, changed.

This General Order is printed in Timetable No. 4 and will not be issued in sticker form.

R. K. PATTISON

General Superintendent—Transportation

