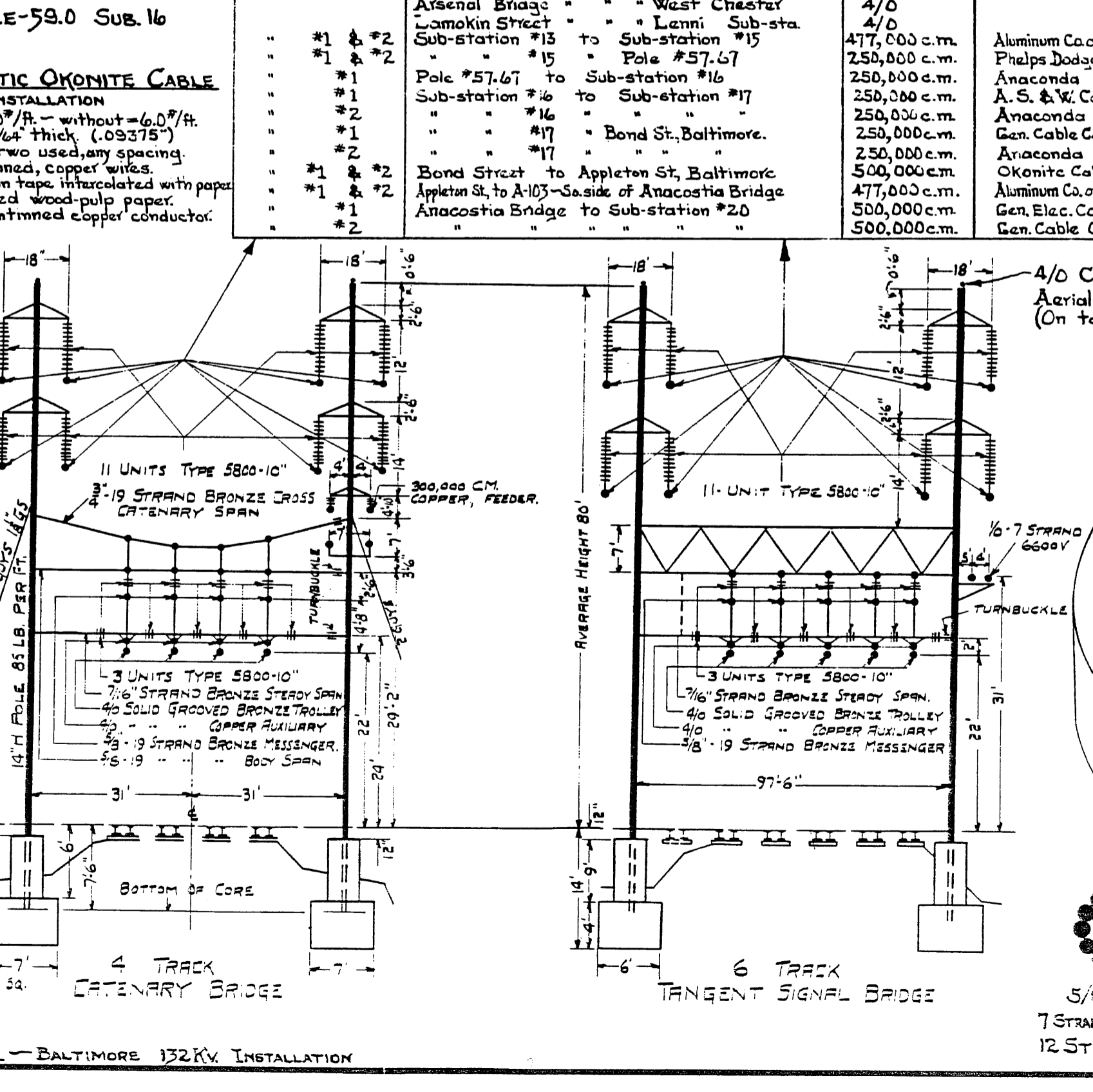
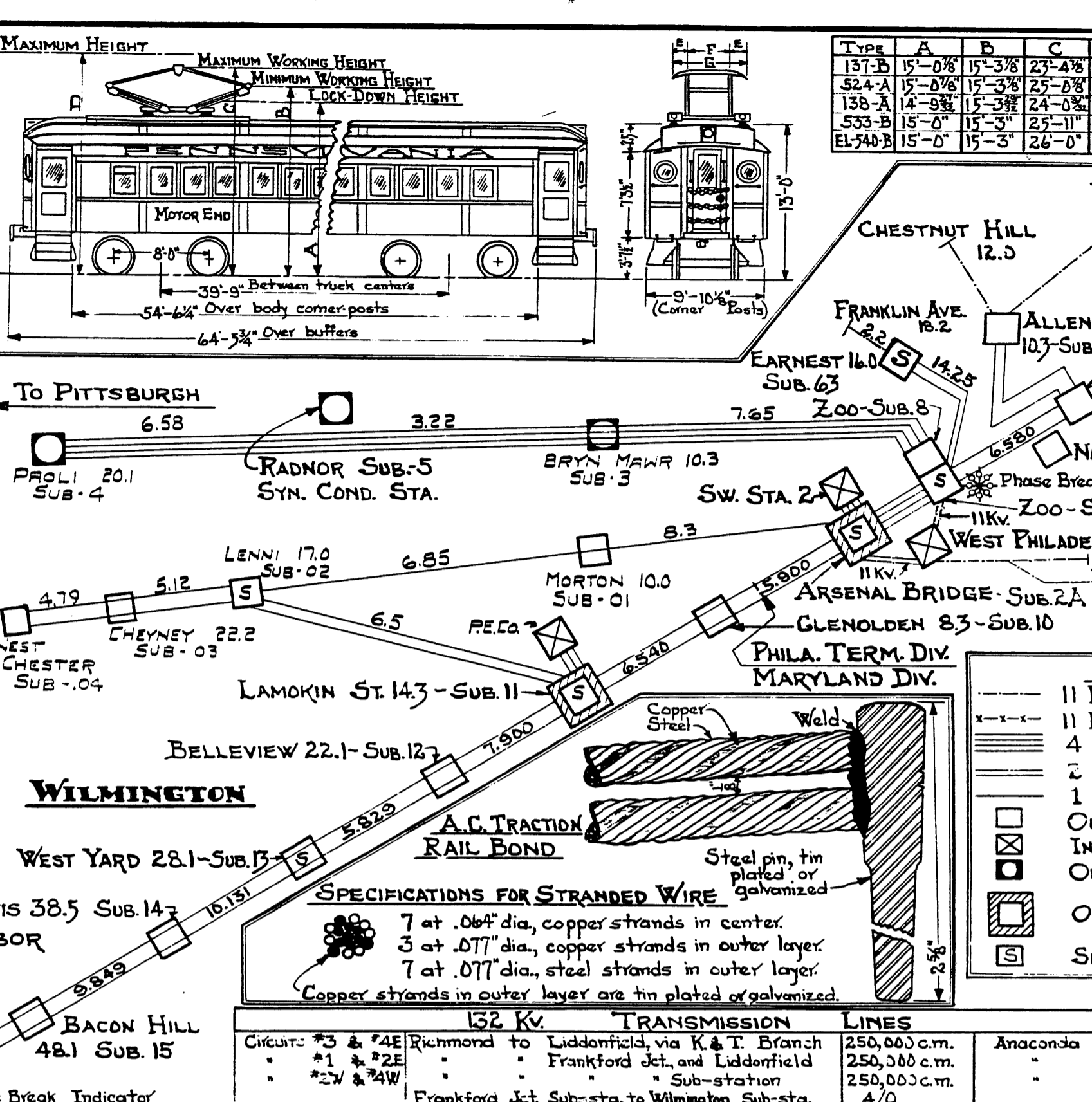
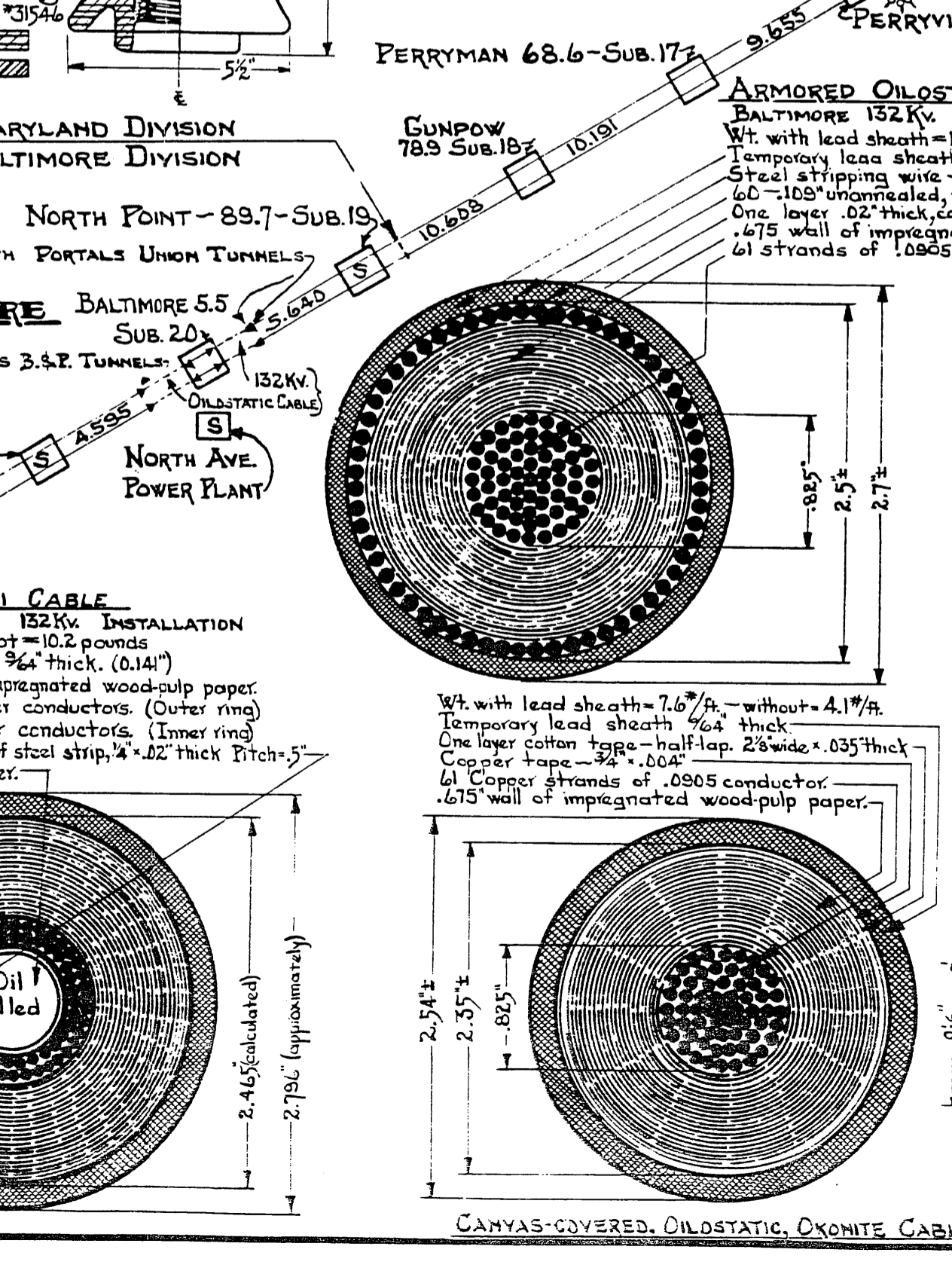
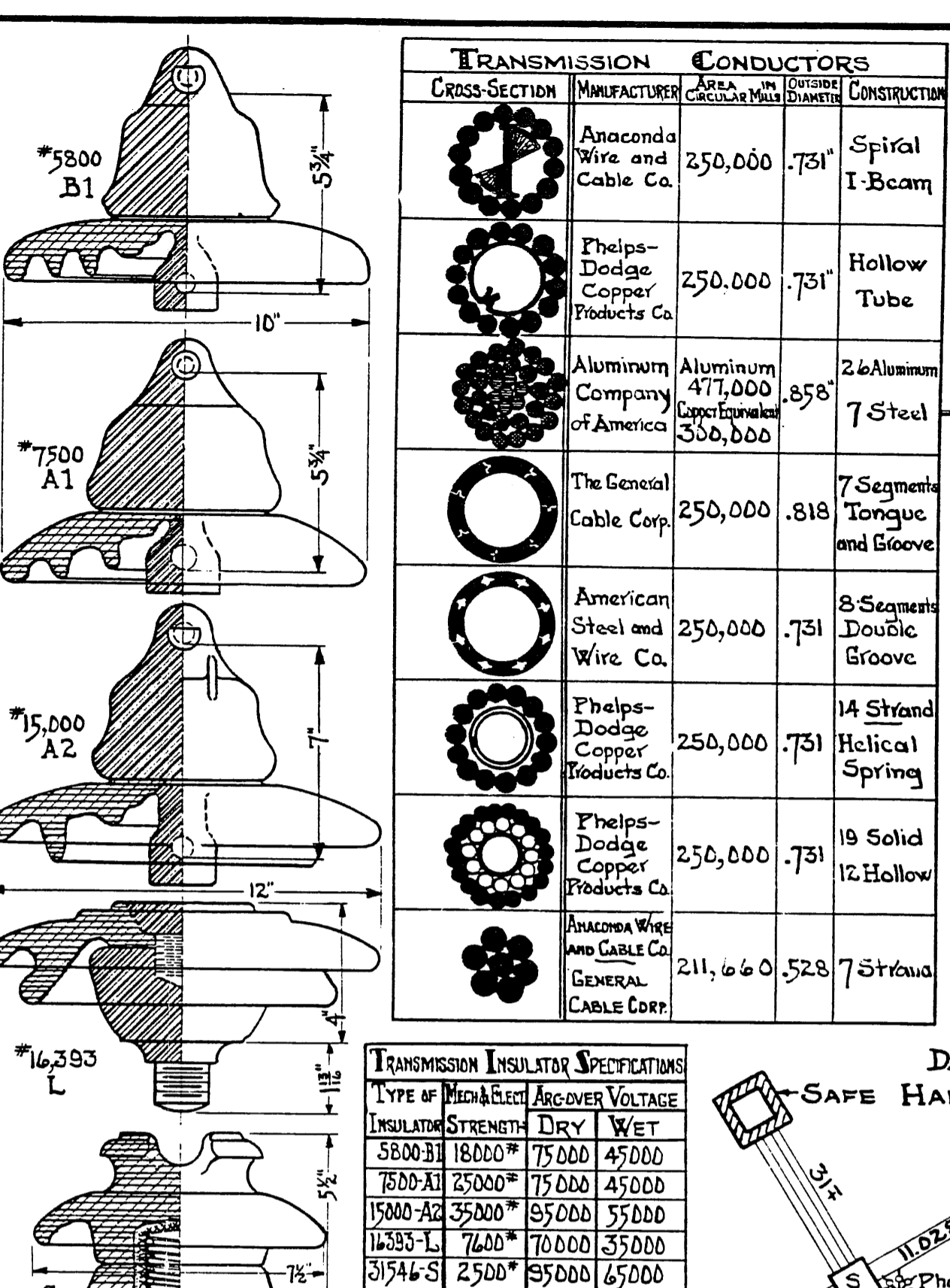
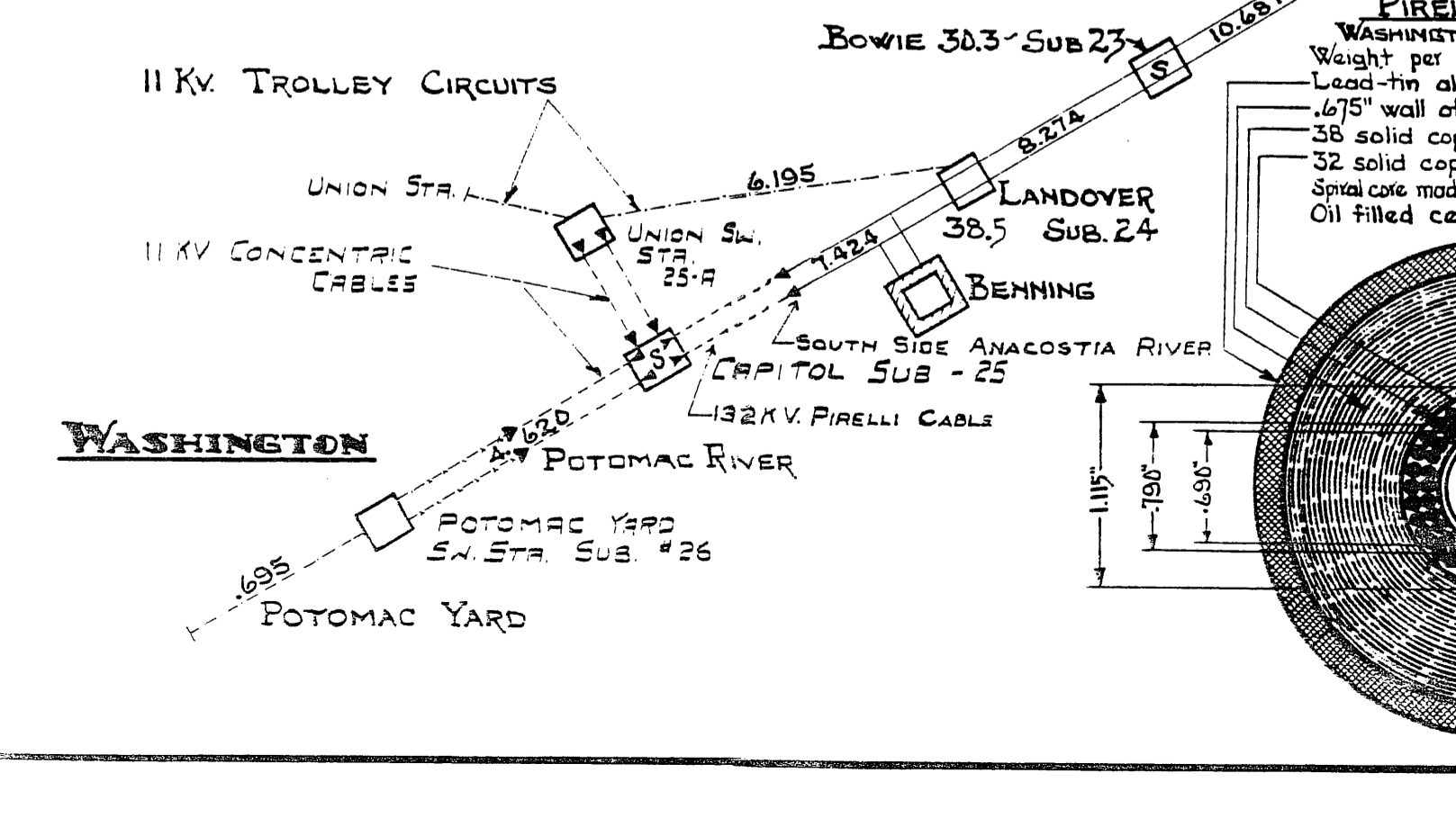
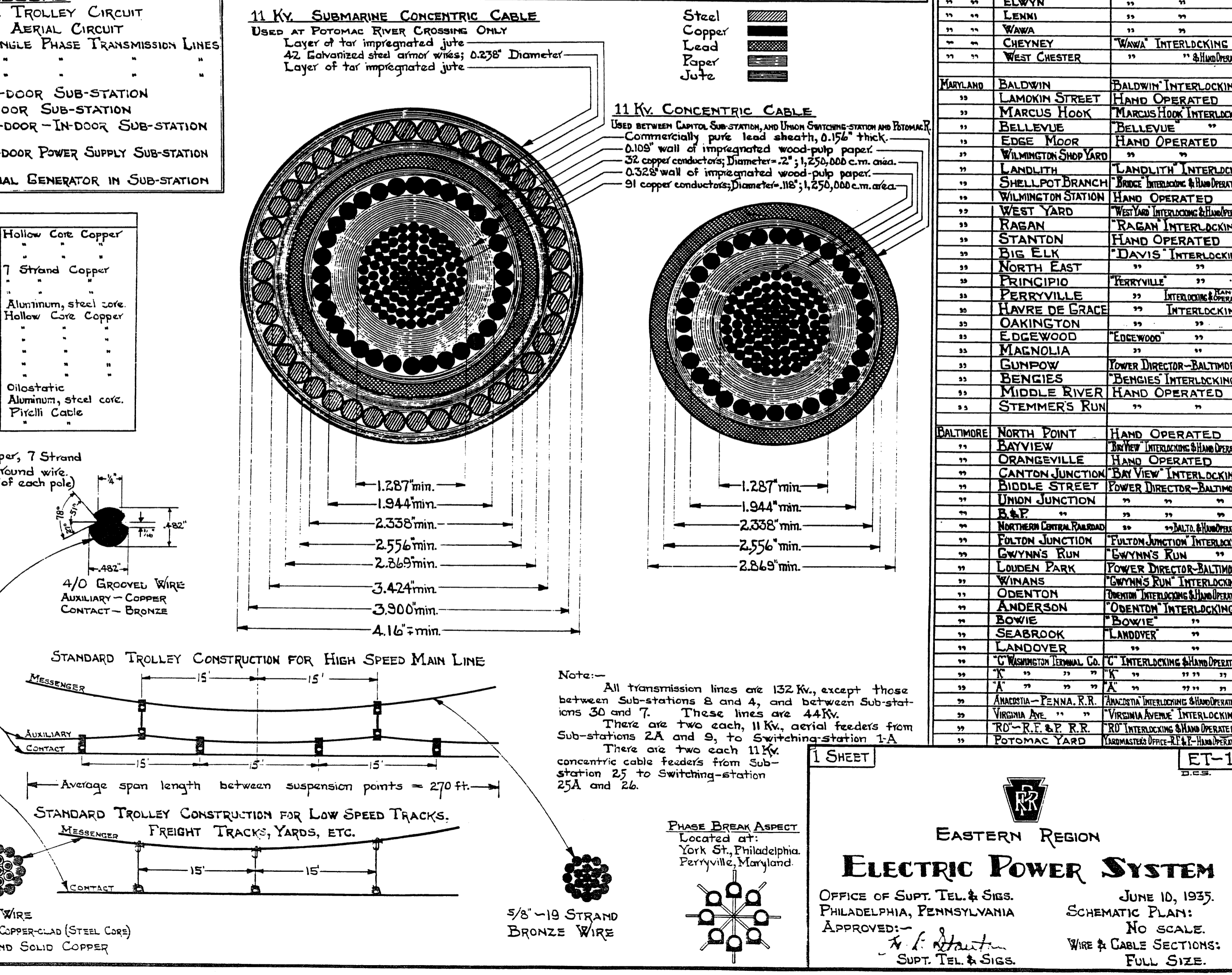


DIVISION	SUB. STA. No.	LOCATION	NUMBER OF POWER TRANSFORMERS							CONTROL POINTS FOR SUB-STATIONS
			STEP-UP SERVICE			STEP-DOWN SERVICE				
PHILADELPHIA TERMINAL	01	MORTON						2	WAWA INTERLOCKING	
	02	LENNI						2	"	
	03	CHEYNEY						1	"	
	04	WEST CHESTER						2	"	
	1A	WEST PHILADELPHIA	NONE - SWITCHING STATION ONLY							POWER DIRECTOR - WEST PHILADELPHIA
	2	ARSENAL BRIDGE							5	"
	2A	"							5	"
	3	BRYN MAWR						4	2	BRYN MAWR "
	4	PAOLI						4	2	PAOLI "
	5	RADNOR	NONE - 24500KVA SYNCHRON. COND.							LOCAL OPERATOR
	6	NORTH PHILADELPHIA	NONE - SWITCHING STATION ONLY							NORTH PHILADELPHIA INTERLOCKING
	7	ALLEN LANE							2	ALLEN LANE PASSENGER STATION
	8	ZOO	4							POWER DIRECTOR - WEST PHILADELPHIA
	9	"								"
	30	FRANKFORD JUNCTION	2						8	"
	31	RICHMOND							6	PHILADELPHIA ELECTRIC COMPANY
	63	EARNEST							2	NORRIS' INTERLOCKING
17	DIVISION TOTAL	2	4	0	0	7	6	6	28	
MARYLAND	10	GLENOLDEN						4	POWER DIRECTOR - WEST PHILADELPHIA	
	11	LAMOKIN STREET						4	LAMOKIN STREET INT'LKG & P.E. CO.	
	12	BELLEVUE	4	3					"	
	13	WEST YARD	4						"	
	14	DAVIS	4						"	
	15	BACON HILL	4						"	
	16	PERRYVILLE	4						"	
	17	SAFE HARBOR						4	"	
	18	PERRYMAN						4	"	
	19	GUNPOW						4	"	
10	DIVISION TOTAL	0	0	0	4	7	0	0	36	
BALTIMORE	19	NORTH POINT						4	POWER DIRECTOR - BALTIMORE	
	20	BALTIMORE						2	"	
	21	LOUDEN PARK						4	"	
	22	SEVERN						4	"	
	23	BOWIE						4	"	
	24	LANDOVER						4	"	
	25	BENNING						4	"	
	25A	UNION SWITCHING STA.	NONE - SWITCHING STATION ONLY							POTOMAC ELECTRIC POWER COMPANY
	26	POTOMAC YARD							4	VIRGINIA AVE. INTERLOCKING
	10	DIVISION TOTAL	0	0	0	4	0	0	0	26
ALL	37 REGION TOTAL	2	4	0	8	14	6	6	50	

LOCATION	NUMBER OF TRACK MILES	DATE IN SERVICE
PHILADELPHIA TO PAOLI	94.43	1915
PHILADELPHIA TO CHESTNUT HILL	14.38	1918
ALLEN LANE TO WHITE MARSH	6.37	1924
PHILADELPHIA, WILMINGTON, AND WEST CHESTER	142.00	1928
NORTH PHILADELPHIA TO TRENTON	125.06	1930
SCHUYLKILL BRANCH	31.35	1930
BROAD STREET SUBURBAN STATION	-	1930
RICHMOND SUB-STATION	-	1932
WILMINGTON ELECTRIC ENGINE INTERCHANGE	-	1933
PAOLI ELECTRIC ENGINE INTERCHANGE	2.50	1933
HIGH LINE FREIGHT TRACKS - PHILADELPHIA	6.10	1934
WILMINGTON TO UNION STATION, WASHINGTON	396.40	1934
LANDOVER TO POTOMAC YARD	39.39	1935
SHELLPOT BRANCH	17.00	1935
BENNING SUB-STATION	-	1935
HAVRE DE GRACE RACE TRACK	3.30	1935



DIVISION	SUB. STA. No.	LOCATION	TYPE OF GENERATION	CHARACTER OF SUPPLY	NO OF GEN.	K.V.A. EACH	MAX. STA. NO. GENERATOR CAPACITY	
								PT.
PT.	2A	ARSENAL BRIDGE	F.C. & D.C.	3 Ph. 25 Cy.	3	21500	21,500	
MD.	11	LAMOKIN ST.	F.C.	3 Ph. 25 Cy.	3	21500	64,500	
MD.	SAFE HARBOR	HYDR.	1 Ph. 25 Cy.	1 Ph. 25 Cy.	1	30000	30,000	
MD.	SAFE HARBOR	F.C.	1 Ph. 25 Cy.	1 Ph. 25 Cy.	1	30000	30,000	
BALTO.	BENNING	F.C.	1 Ph. 25 Cy.	1 Ph. 25 Cy.	1	25000	25,000	
ALL EASTERN REGION							256,720	
NUMBER OF SIGNAL GENERATORS							440 V.	
PT.	9	STEAM HEAT PLANT	F.C.	1 Ph. 100 Cy.	2	75	150	
PT.	2A	ZOO	F.C.	1 Ph. 100 Cy.	1	75	75	
PT.	63	EARNEST	F.C.	1 Ph. 100 Cy.	1	50	50	
PT.	2A	ARSENAL BRIDGE	F.C.	1 Ph. 100 Cy.	1	75	75	
PT.	02	LENNI	F.C.	1 Ph. 100 Cy.	1	60	60	
MD.	11	LAMOKIN ST.	F.C.	1 Ph. 100 Cy.	2	60	120	
MD.	13	WEST YARD	F.C.	1 Ph. 100 Cy.	1	60	60	
MD.	16	PERRYVILLE	F.C.	1 Ph. 100 Cy.	1	75	75	
BALTO.	19	NORTH POINT	F.C.	1 Ph. 100 Cy.	1	75	75	
BALTO.	21	LOUDEN PARK	F.C.	1 Ph. 100 Cy.	1	75	75	
BALTO.	23	BOWIE	F.C.	1 Ph. 100 Cy.	1	75	75	
BALTO.	25	CAPITOL	F.C.	1 Ph. 100 Cy.	1	75	75	



EASTERN REGION

ELECTRIC POWER SYSTEM

OFFICE OF SUPT. TEL. & SIGS.
PHILADELPHIA, PENNSYLVANIA

APPROVED: *[Signature]*
SUPT. TEL. & SIGS.

JUNE 10, 1935.

SCHEMATIC PLAN:
NO SCALE.

WIRE & CABLE SECTIONS:
FULL SIZE.