

TRACK CHART



EASTERN REGION MIDDLE DIVISION BRANCHES

BALD EAGLE
BELLEFONTE
SNOW SHOE
SUGAR CAMP &
GRAUER-BRANCHES

SCALE · 1 IN. = 1 MILE
OFFICE-OF-DIVISION-ENGINEER
ALTOONA, PA.

CORRECT TO Jan. 1, 1952

LEGEND

Pass Sta	Brick	Frame	Shelter	SP
Frt.	"	"	"	SE
Interlocking Tower				
Block Station				
Tool House				
Watch Box				
Telephone Booth or Box				
Ash Pit				
Public Road Xing (Grade)				
Private "				
Overhead Bridge				
Tunnel				
Girder Bridge				
Slab				
Arch				
Signal				
Water Station				
" Tank				
" plug				
Track Pan				
Yard Limit				
Signal Mast				
State. Co. Twp. Line				
152 lb. Rail				
131 lb. "				
130 lb. "				
125 lb. "				
100 lb. "				
85 lb. "				
Less Than 85 lb.				
Tracks Signaled Both Directions				



BALD · EAGLE · BRANCH

5. CANNISTRACI

Main Track

Company Sidings

Switches

3.11

20.04

88

W. E. HARPSTER

Main Track

Company Sidings

Switches

71172

5281

5280

5281

5281

5281

5360

5277

5271

5279

5278

5281

5280

5281

5281

5281

5281

5281

5281

5281

5281

5281

5281

5281

5281

5281

5281

5281

5281

5281

5281

5281

5281

5360

5277

5271

5279

5278

5281

5280

5281

5281

5281

5281

5281

5281

5281

5281

5281

5281

5281

5281

5281

5281

5281

5281

5281

5281

5281

5281

5360

5277

5271

5279

5278

5281

5280

5281

5281

5281

5281

5281

5281

5281

5281

5281

5281

5281

5281

5281

5281

5281

5281

5281

5281

5281

5281

5360

5277

5271

5279

5278

5281

5280

5281

5281

5281

5281

5281

5281

5281

5281

5281

5281

5281

5281

5281

5281

5281

5281

5281

5281

5281

5281

5360

5277

5271

5279

5278

5281

5280

5281

5281

5281

5281

5281

5281

5281

5281

5281

5281

5281

5281

5281

5281

5281

5281

5281

5281

5281

5281

5360

5277

5271

5279

5278

5281

5280

5281

5281

5281

5281

5281

5281

5281

5281

5281

5281

5281

5281

5281

5281

5281

5281

5281

5281

5281

5281

5360

5277

5271

5279

5278

5281

5280

5281

5281

5281

5281

5281

5281

5281

5281

5281

5281

5281

5281

5281

5281

5281

5281

5281

5281

5281

5281

5360

5277

5271

5279

5278

5281

5280

5281

5281

5281

5281

5281

5281

5281

5281

5281

5281

5281

5281

5281

5281

5281

5281

5281

5281

5281

5281

5360

5277

5271

5279

5278

5281

5280

5281

5281

5281

5281

5281

5281

5281

5281

5281

5281

5281

5281

5281

5281

5281

5281

5281

5281

5281

5281

5360

5277

5271

5279

5278

5281

5280

5281

5281

5281

5281

5281

5281

5281

5281

5281

5281

5281

5281

5281

5281

5281

5281

5281

5281

5281

5281

5360

5277

5271

5279

5278

5281

5280

5281

5281

5281

5281

5281

5281

5281

10.45
5.32
4

Main Track
Company Sidings
Switches

9.91
3.3
8

C. F. FETTER

72.73

80 9 5280 10 5283 11 5277 12 5282 13 5281 14 5281 15 5279 16 5285 17 5248 18 5310 19 52

HANNAH
N.A.R.

PORT MATILDA
H.S. Williams A

MARTHA
100

Bridge 9.24
"BEAVER" INT.
Bridge 9.76

1057
Bridge 10.98

Bridge 11.96

Taylor Twp. Centre Co.
Worth Twp. Centre Co.

130

Pump Ho.
WT 50,000 Gal.

1009

Bridge 16.73
Bridge 16.75
Houston Twp.
Bridge 17.13
9/3

Bridge 17.95

Bridge 19.03

RULING GRADE WESTWARD

-0.74
-0.73
-0.60
-0.45
-0.40
-0.37
-0.35
-0.34
-0.18
+0.32
+0.46
+0.15
+0.20
-0.44
-0.54
-0.66
-0.79
-0.60
-0.50
+0.26
-0.58
-0.36
-0.24
-0.10
-0.10
+0.22
+0.10
-0.14
-0.10
0.0
-0.03
-0.23
-0.29
-0.13
-0.39
-0.50
-0.36
-0.72
-0.69
-0.26
-0.44
-0.55
-0.63
-0.57
-0.71
-0.54
-0.20
-0.38
-0.32
-0.51
-0.56
-0.41
-0.12
-0.16
+0.30
0.00
-0.25
-0.91
-0.82
-0.28
-0.37
-0.18
0.00
+0.32
+0.30
+0.30
0.0

0°30'

1°30'

2°45'

2°

2°

1°45'

2°

2°

2°

2°

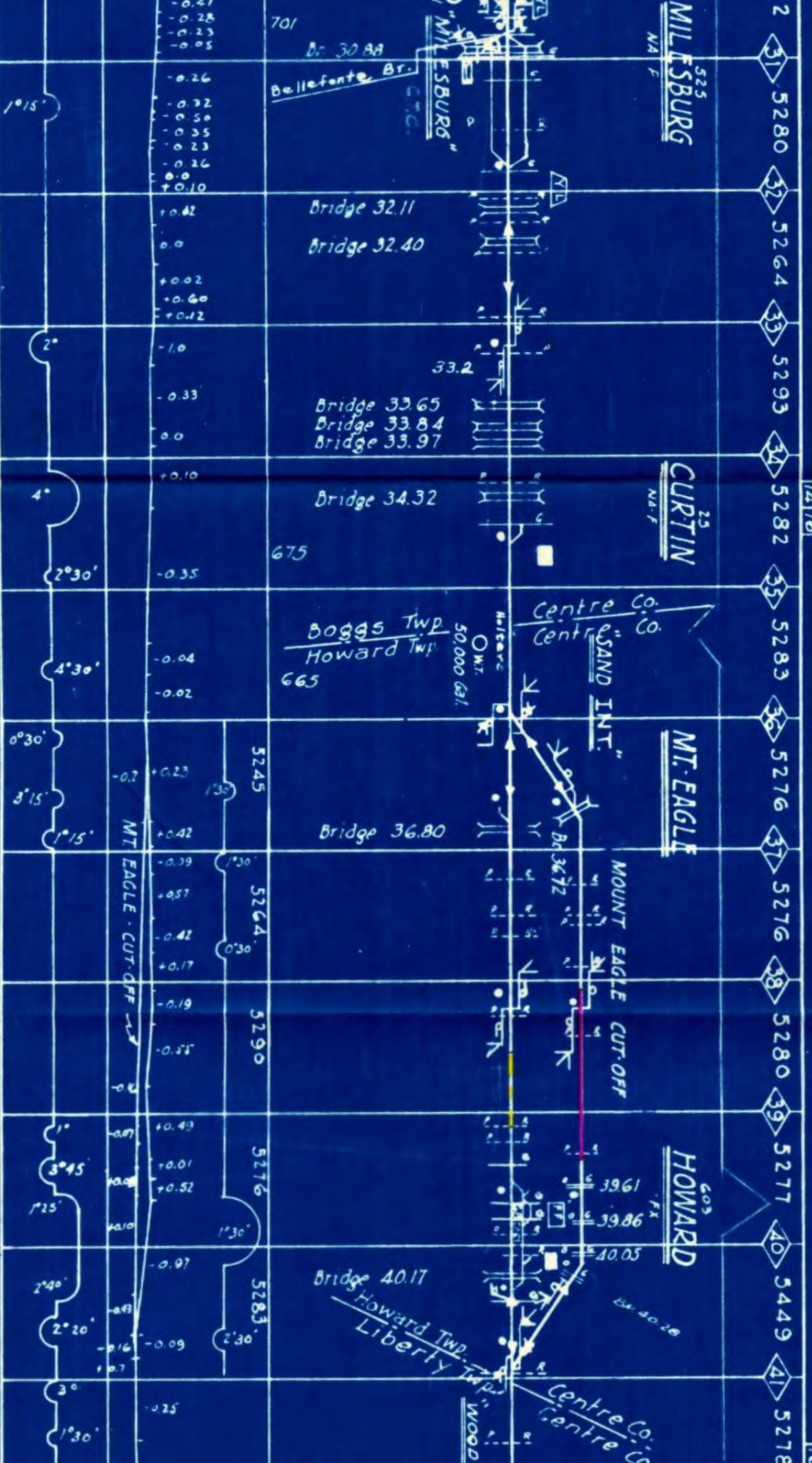
3°

Agent Bellefonte



SUPERVISOR:

MT-EAGLE: CUT-OFF		Main Track	
Main Track	5.00		7.30
Co. Sidings	0.02		0.41
Switches	1		10
F. T. RUPERT			
74176			



W. H. CODENHAVER

Main Track
Company Sidings
Switches

10.35
4.29
11

SUSQU

77

42 5277 43 5278 44 5277 45 5280 46 5287 47 5279 48 5285 49 5260 50 5302 51 5272 52 5279

EAGLEVILLE

BEECH-CREEK

MILL HALL

300

600

1500

NYCRR PENNA. DIV.

DIV. DIVISION

W. BEECH INT.

E. BEECH INT.

616 Liberty Twp. Centre Co.
Beech Creek Clinton Co.

Beech Creek Twp.
Bald Eagle Twp.

Bridge 50.65

Bridge 51.21

MIDDLE
JUSQUEHANNA

Bridge 52.41

+0.15
+0.1
+0.28
-0.22
+0.19
+0.49
0.0
-0.74
-0.41
+0.03
+0.14
-0.44
-0.25
+0.08
-0.11
+0.15
+0.03
-0.45
-0.37
-0.62
-0.10
-0.32
-0.10
+0.04
-0.52

1°04'

4°

1°30'

3°15'

2°50'

1°

3°

3°

2°

0°45'

1°


2°45'

77

SEHANNA • DIVISION.

53 52.81 54

LOCK HAVEN



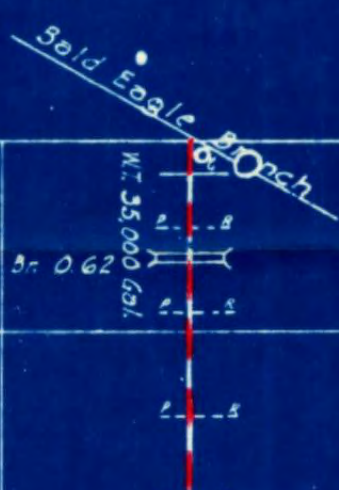
-0.36
+0.10
-0.08

SNOW • SHOE •

79

5279 5274

SNOW • SHOE • INT.



+0.91
+1.11

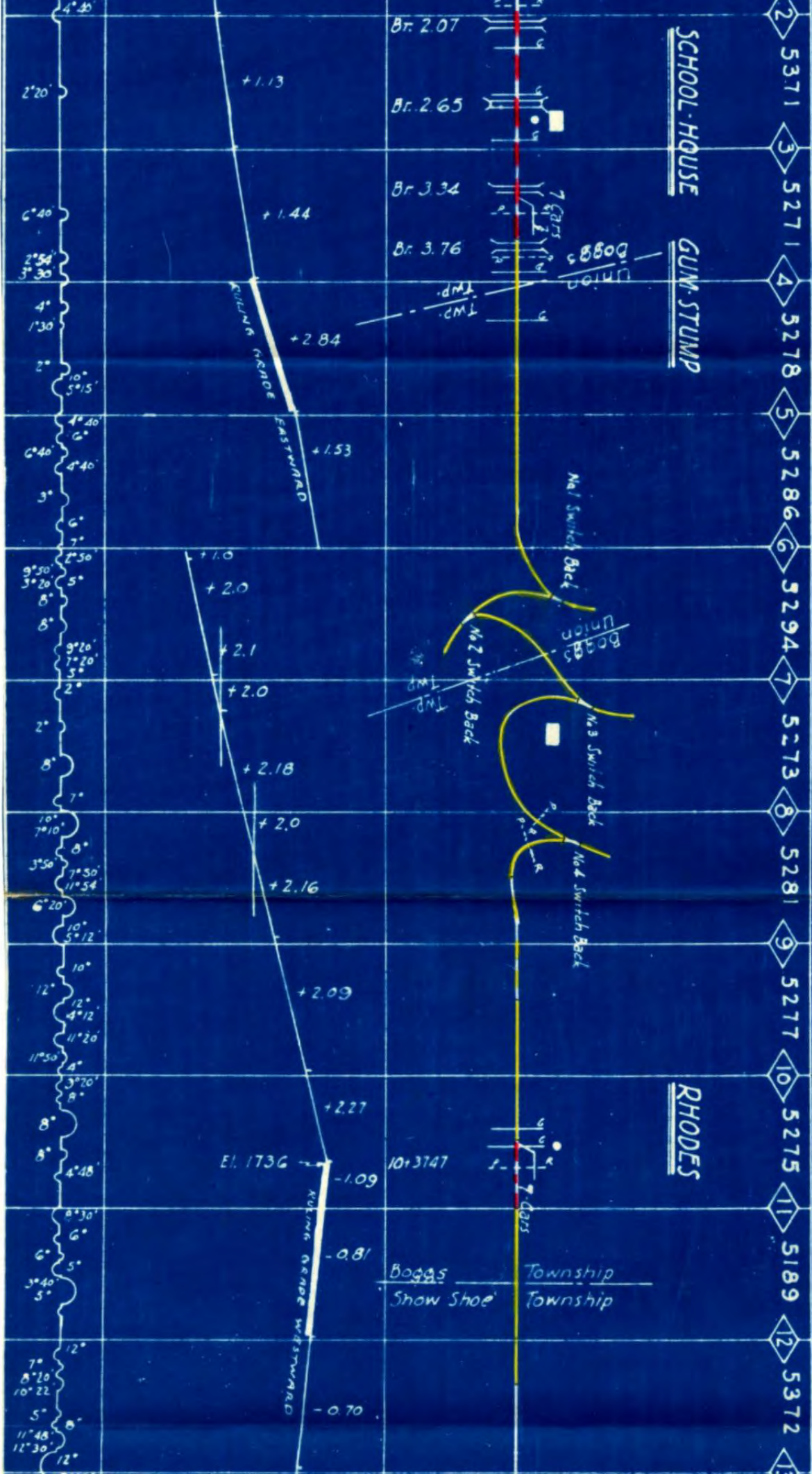
7°30' 8°55' 3°25' 4°

BRANCH

SUPERVISOR NO. 52 TYRONE

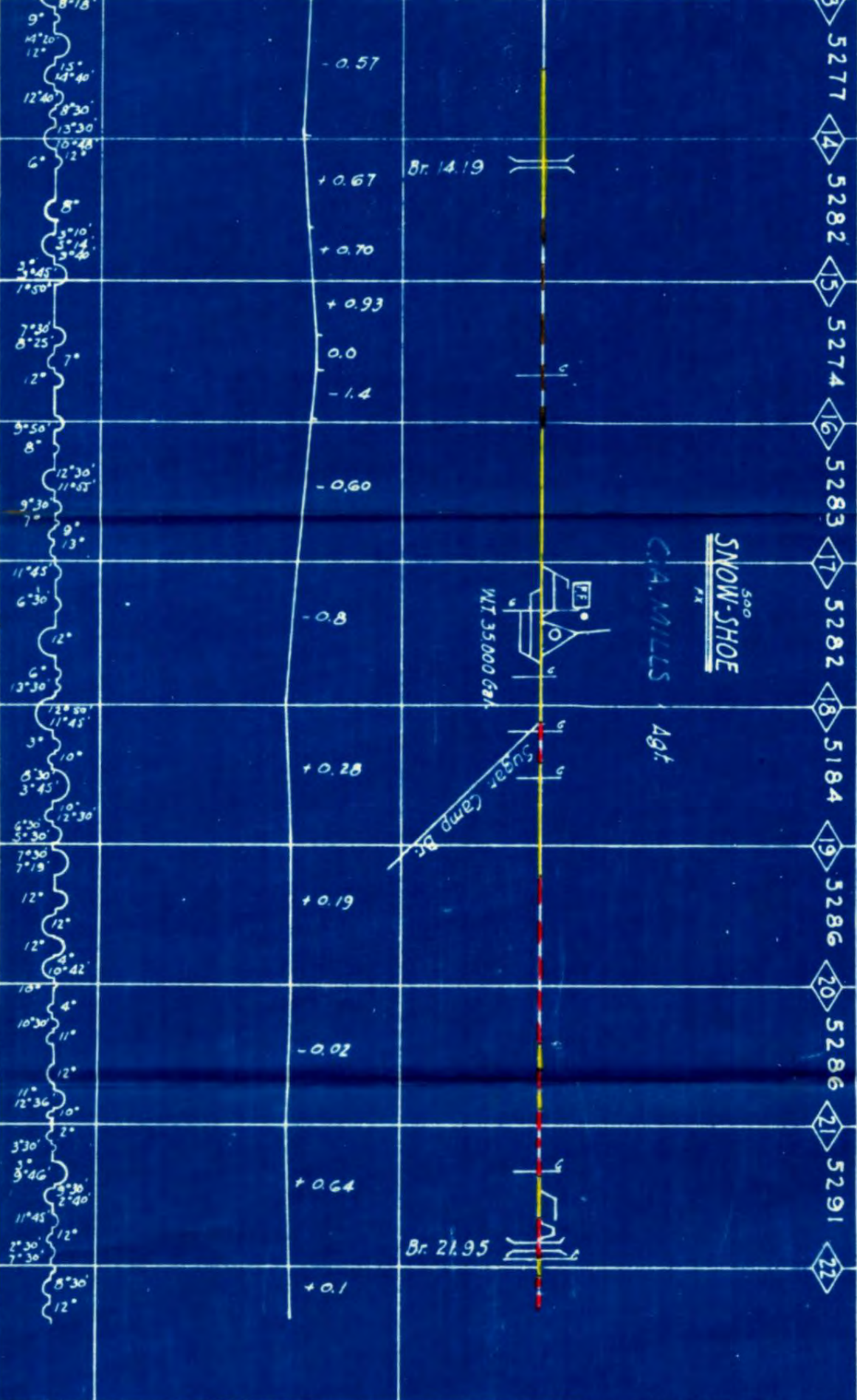
J.M. ROBISON

Main Track 22.23
Co. Sidings 2.95
Switches 17



R.H. JOYCE SUPERVISOR

79



Snow Shoe Branch

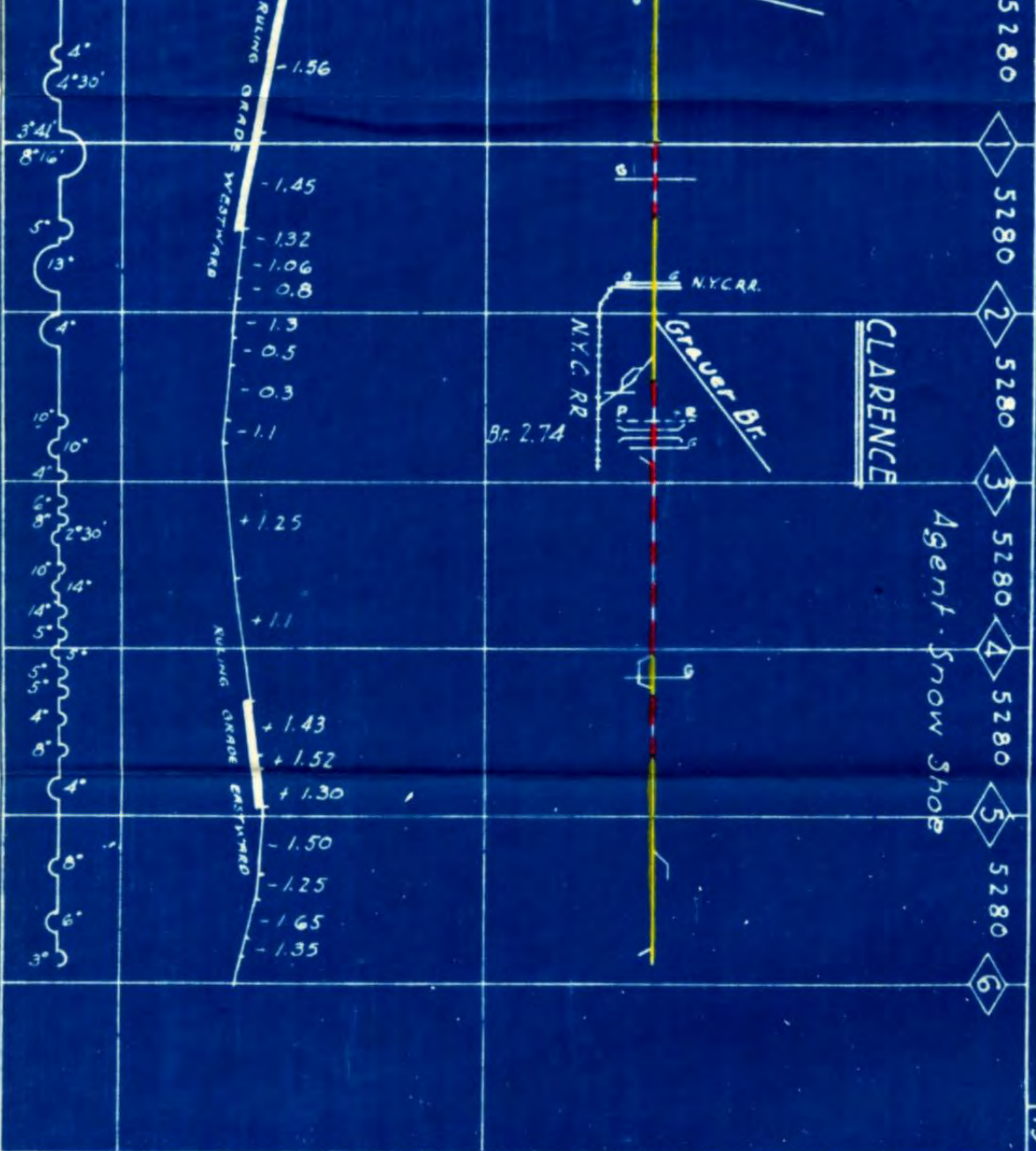
SUGAR CAMP BRANCH

SUPR. NO. 52 TYRONE

J.M. ROBISON

Main Track 5.88
Co. Sidings 0.40
Switches 7

79



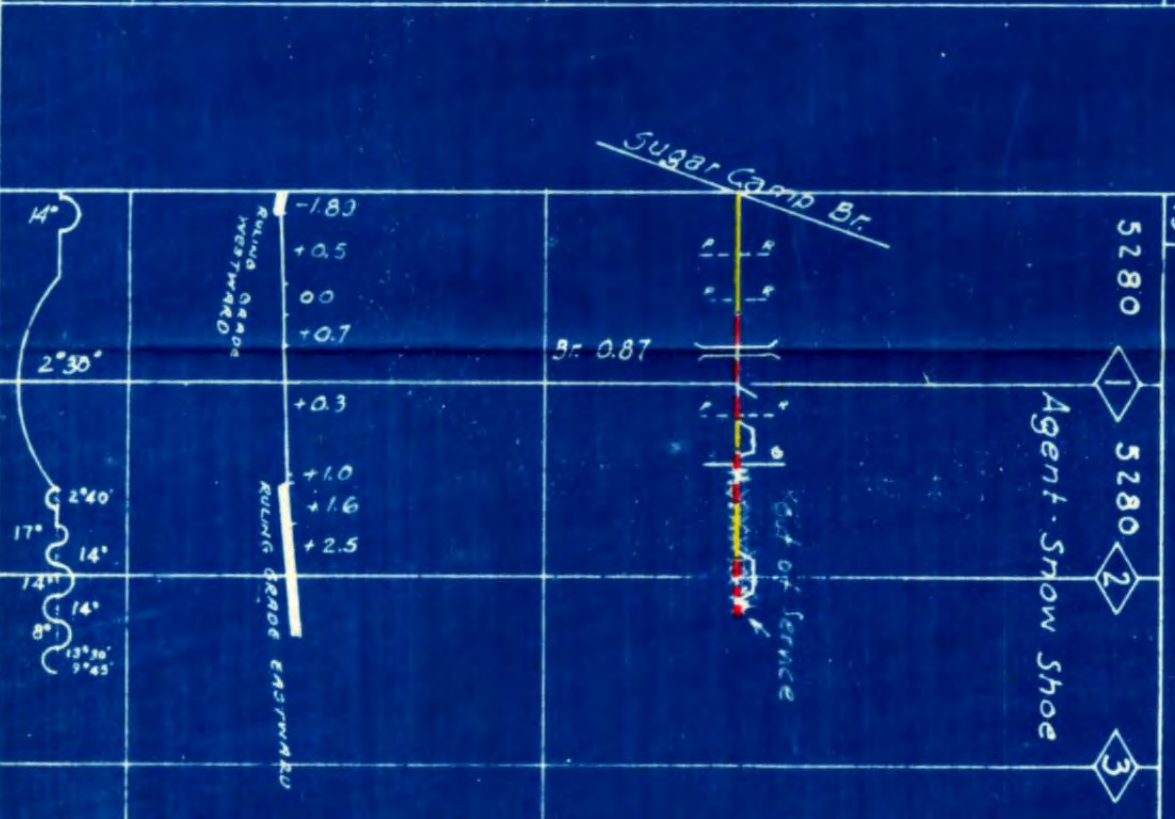
GRAUER BRANCH

SUPR.

J.M. ROBISON

Main Track 2.27
Co. Sidings 0.10
Switches 4

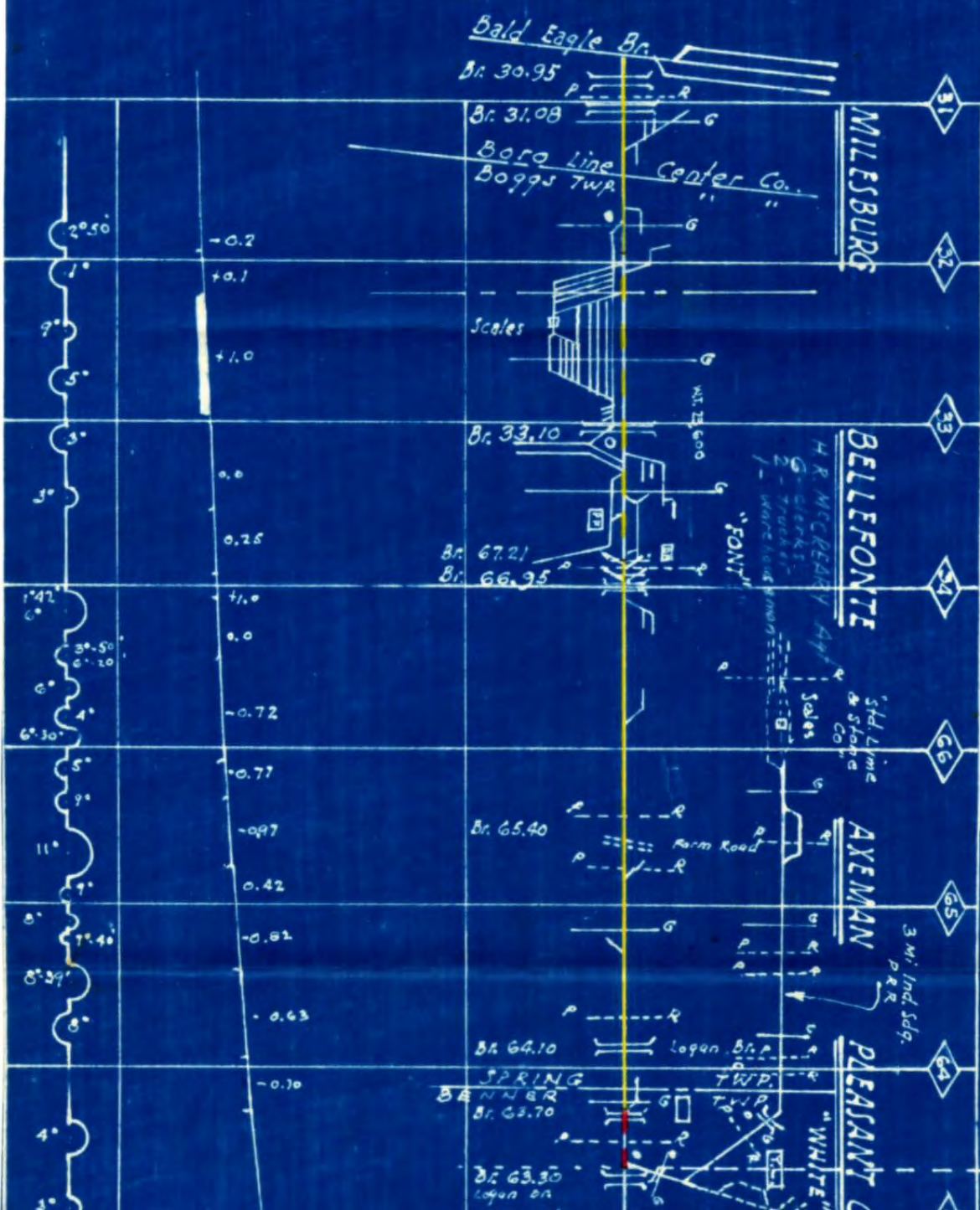
79



W.J. Benford

Main Track	6.69 mi
Co. Sidings	7.68
Switches	77

75





13017

Milroy Br.

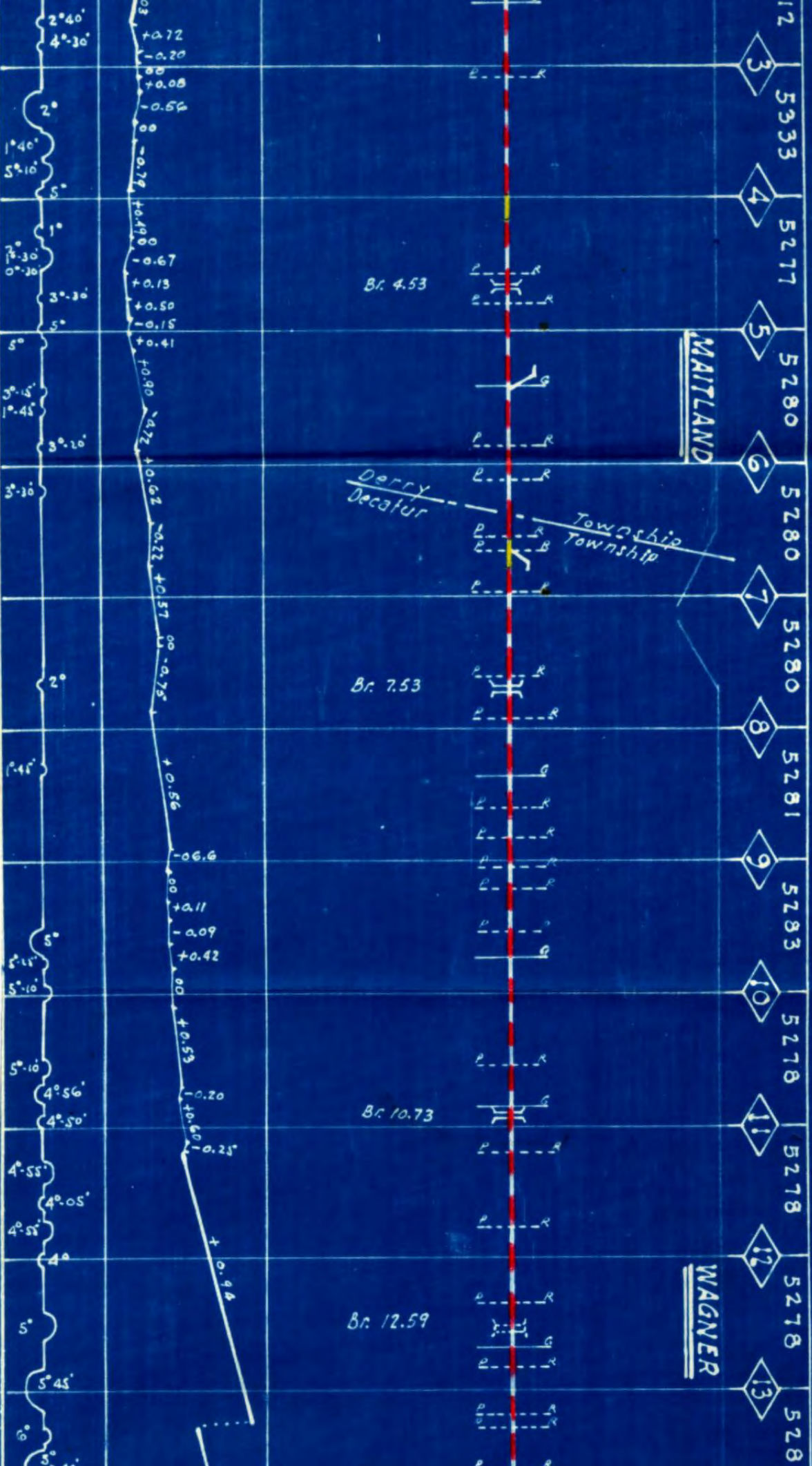
"Street"

Br. 1.51

$0.45'$

C. A. SPIGELMEYER

McCLURE



SUPERVISOR NO. 43 LEWISTOWN

Main Track
Company Sidings
Switches

22.04 MI
.25
7

AB

+2635

52711 5287 5282 5219 5293 5264 5280 5281 5288 5270 5275

14 15 16 17 18 19 20 21 22 23 24

Jecatur Twp.
West Beaver Twp.

Br. 15.94
Spring
Twp.

+904

McCLURE

Br. 19.11
Br. 19.39
Br. 19.57

West Beaver
Spring Twp.

Br. 21.00

Br. 12.75

Br. 22.40

Br. 23.12
Br. 23.26

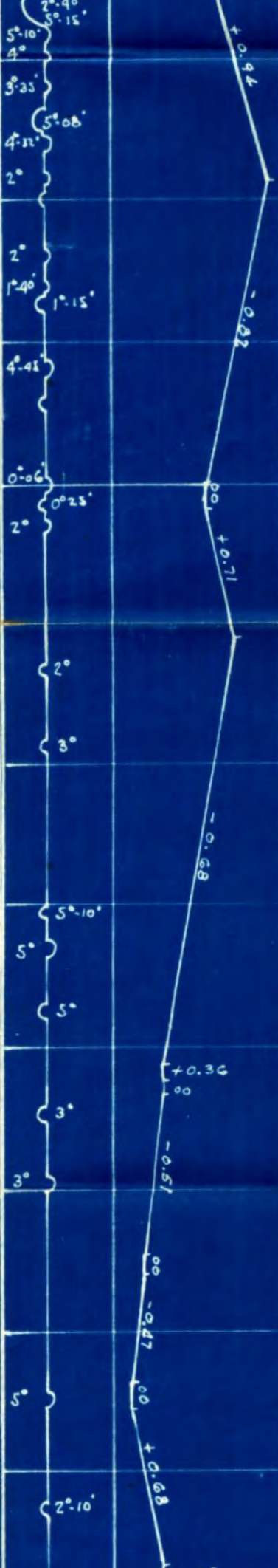
+1708

BEAVER SPRINGS

Twp.
Twp.

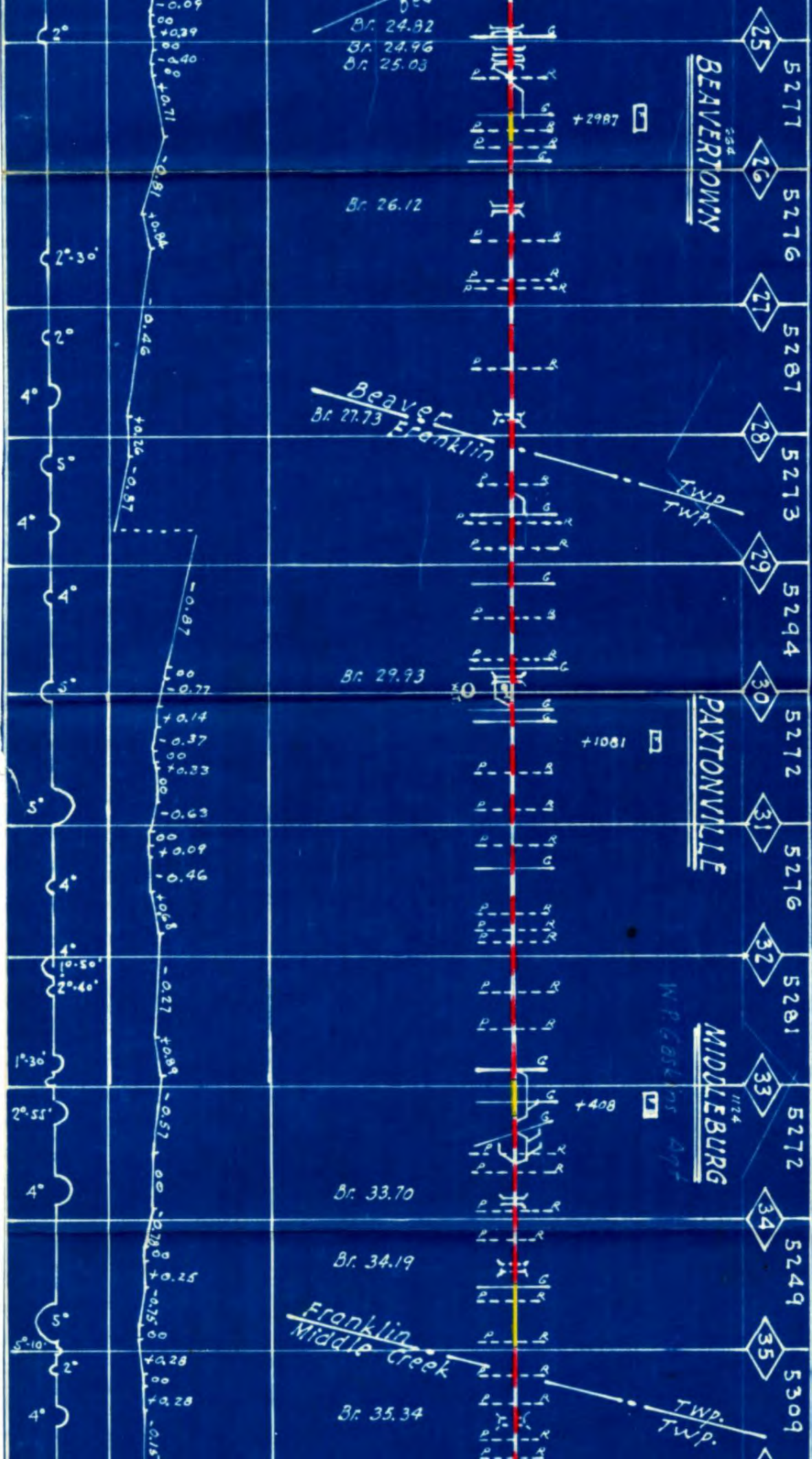
A.H. Br. 24.15

Spring
Beaver



C. J. SPRIGEL MEYER

MIDDLEBURG



Main Track
Company Sidings
Switches

19.33 MI.
1.54 MI.
16

MIDDLE DIV
SUSQU. DIV

B

5276 5284 5278 5232 5278 5279 5280 5277 3347

MEISER
KREAMER

CLIFFORD

SELINGSGROVE

50

2877

44

43

42

41

40

39

38

37

36

Br. 36.37
Br. 37.03
Br. 37.23

Br. 34.18

Middle Ck.
penn
Br. 39.42
Br. 39.44
TWP
TWP.

MIDDLE DIVISION
JUSQUEHANNA DIVISION

+1892
Br. 43.52

Br. 44.04
Br. 44.40
Harrisburg
JUSQUEHANNA DIV

RENOVA

+0.51
0.0
+0.07
+0.70
00
-0.30
00
-0.75
+0.50

+1.64

-1.69

-0.22

+0.29

-0.80

+0.28

0

2°

3°-30'

5°

6°-45'

2°

4°-50'

2°

4°

5°

6°

5°-30'

4°

4°

4°

6°

5°-30'

4°